Rail-Mounted Terminal Blocks
279 to 285 Series

Conductor termination/removal



Inserting conductor via screwdriver.



Removing conductor via screwdriver.

Adjacent/Staggered/Step-down jumpers



Commoning with adjacent jumpers ❶ or with staggered jumpers ❷.
Commoning terminal blocks of different sizes – with step down jumpers ❸.

Testing



❹ Test plug adapter fitted with CAGE CLAMP®
❺ Banana plug (4 mm Ø) via 209-170 test plug adapter



Warning cover/Insulation stop



❻ Protective warning markers inserted into operating slots.
❼ Inserting insulation stop.

Finger guard



❽ Touchproof cover protects unused conductor entries.
❾ Marking via WMB Multi markers.

Marking



Marking via IP350 Plotter.

870 Series (see Full Line Catalog, Volume 1)



Rail-mounted terminal blocks equipped with CAGE CLAMP®.

CAGE CLAMP®S clamps the following copper conductors:



solid | stranded | fine-stranded | tip bonded | with ferrule | with pin terminal

Strip length, see packaging or instructions.

Through/Ground Conductor/Shield and Ex Terminal Blocks
1.5 mm²
279 Series

CAGE CLAMP®

0.08 - 1.5 mm²	AWG 28 - 16
800 V/8 kV/3	600 V, 10 A
I_N 18 A	600 V, 10 A

Terminal block width 4 mm / 0.157 in
8 - 9 mm / 0.33 in
❶ Approvals

0.08 - 1.5 mm² | AWG 28 - 16
800 V/8 kV/3 | 600 V, 10 A
I_N 18 A | 600 V, 10 A
Terminal block width 4 mm / 0.157 in
8 - 9 mm / 0.33 in
❶ Approvals

0.08 - 1.5 mm² | AWG 28 - 16
800 V/8 kV/3 | 600 V, 10 A
I_N 18 A | 600 V, 10 A
Terminal block width 4 mm / 0.157 in
8 - 9 mm / 0.33 in
❶ Approvals

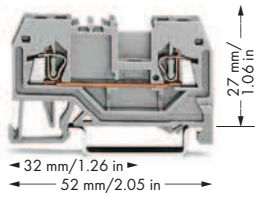

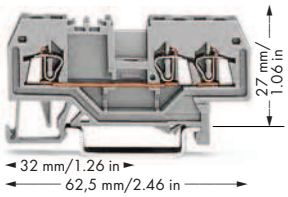

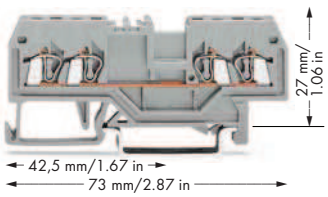

Color	Item No.	Pack. Unit
2-conductor through terminal block		
gray	**279-901**	100
blue	**279-904**	100
orange	**279-902**	100
red	**279-903**	100
black	**279-905**	100
yellow	**279-906**	100
light gray Ex	**279-992**	100
2-conductor ground terminal block		
green-yellow	**279-907**	100
green-yellow Ex	**279-907/999-950**	100
Other terminal blocks with the same profile:		
Diode	**279-915/. . .-. . .**	Volume 1

Color	Item No.	Pack. Unit
3-conductor through terminal block		
gray	**279-681**	100
blue	**279-684**	100
orange	**279-682**	100
red	**279-683**	100
black	**279-685**	100
yellow	**279-686**	100
light gray Ex	**279-993**	100
3-conductor ground terminal block		
green-yellow	**279-687**	100
green-yellow Ex	**279-687/999-950**	100
Other terminal blocks with the same profile:		
Diode	**279-673/. . .-. . .**	Volume 1
LED	**279-674/. . .-. . .**	Volume 1

Color	Item No.	Pack. Unit
4-conductor through terminal block		
gray	**279-831**	100
blue	**279-834**	100
orange	**279-832**	100
red	**279-833**	100
black	**279-835**	100
yellow	**279-836**	100
light gray Ex	**279-994**	100
4-conductor ground terminal block		
green-yellow	**279-837**	100
green-yellow Ex	**279-837/999-950**	100
4-conductor shield terminal block		
white	**279-838**	100
Other terminal blocks with the same profile:		
Double-potential	**279-826**	Volume 1
Diode	**279-815/. . .-. . .**	Volume 1
LED	**279-809/. . .-. . .**	Volume 1

Item-Specific Accessories

(Separator for Ex e /Ex i applications, see page 30)

End and intermediate plate, 2 mm thick



orange	**279-328**	100 (4x25)
gray	**279-325**	100 (4x25)
light gray	**279-330**	100 (4x25)

End and intermediate plate, 2 mm thick



orange	**279-339**	100 (4x25)
gray	**279-308**	100 (4x25)
light gray	**279-341**	100 (4x25)

End and intermediate plate, 2 mm thick



orange	**279-346**	100 (4x25)
gray	**279-344**	100 (4x25)
light gray	**279-348**	100 (4x25)

Separator, oversized, 2 mm thick



orange	**279-329**	100 (4x25)
gray	**279-326**	100 (4x25)
light gray	**279-331**	100 (4x25)

Separator, oversized, 2 mm thick



orange	**279-340**	100 (4x25)
gray	**279-309**	100 (4x25)
light gray	**279-342**	100 (4x25)

Separator, oversized, 2 mm thick



orange	**279-347**	100 (4x25)
gray	**279-345**	100 (4x25)
light gray	**279-349**	100 (4x25)

279 Series Accessories

Appropriate marking system: **WMB**

Adjacent jumper, insulated, I_N 15 A



gray	**279-402**	200 (8x25)
yellow-green	**279-422**	200 (8x25)

Alternate comb-style jumper bar, insulated,
I_N = I_N terminal block



2-way	**279-492**	200 (8x25)

Protective warning marker, with high-voltage symbol, for 5 terminal blocks



yellow	**279-415**	100 (4x25)

Alternate jumper, insulated, I_N 15 A



gray	**279-409**	100 (4x25)

Operating tool, insulated



2-way	**279-432**	1
3-way	**279-433**	1
10-way	**279-440**	1

Screwless end stop,



6 mm wide	**249-116**	100 (4x25)
10 mm wide	**249-117**	50 (2x25)

Push-in type wire jumper, insulated, I_N 9 A



60 mm	**249-125**	10
110 mm	**249-126**	10
250 mm	**249-127**	10

Insulation stop, 5 pcs/strip 200 strips



Test plug adapter, for terminal blocks 1.5–4 mm² (AWG 16–12), 5 mm wide



	280-404	100 (4x25)

for 210-137 test plug

Comb-style jumper bar, insulated, I_N = I_N terminal block



2-way	**279-482**	200 (8x25)
3-way	**279-483**	200 (8x25)
10-way	**279-490**	50 (2x25)

white	**279-470**	0.08-0.2 mm² (AWG 28-24)
dark gray	**279-471**	0.25 mm² (AWG 22)

Test plug adapter, for terminal blocks 1.5–10 mm² (AWG 16–8), 8 mm wide



	209-170	50 (2x25)

for test plug 4 mm Ø

Operating tool with partially insulated shaft,



type 1, (2.5 x 0.4) mm blade **210-719** 1

Suitable for Ex i applications
Ex Suitable for Ex e II applications
0.2 – 1.5 mm² AWG 24 – 16
550 V, 15 A

Banana plugs, only for safety extra-low voltage (42 V)



black	**215-311**	50
red	**215-212**	50
blue	**215-711**	50

❶ Approvals are available online at: www.wago.com.

For technical explanations and abbreviations, see technical section.

WAGO®

Through/Ground Conductor/Shield and Ex Terminal Blocks 2.5 mm²
280 Series

0.08 - 2.5 mm²	AWG 28 - 12*
800 V/8 kV/3	600 V, 20 A
I_N 24 A	600 V, 20 A

Terminal block width 5 mm / 0.197 in
8 - 9 mm / 0.33 in
❶ Approvals

0.08 - 2.5 mm²	AWG 28 - 12*
800 V/8 kV/3	600 V, 20 A
I_N 24 A	600 V, 10 A

Terminal block width 5 mm / 0.197 in
8 - 9 mm / 0.33 in
❶ Approvals

0.08 - 2.5 mm²	AWG 28 - 12*
800 V/8 kV/3	600 V, 20 A
I_N 20 A	600 V, 10 A

Terminal block width 5 mm / 0.197 in
8 - 9 mm / 0.33 in
❶ Approvals

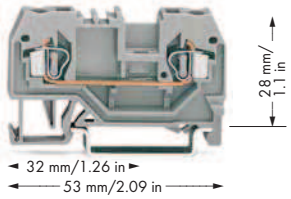

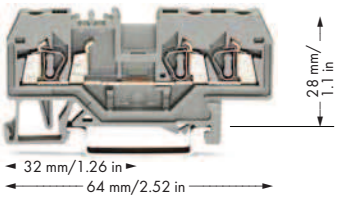

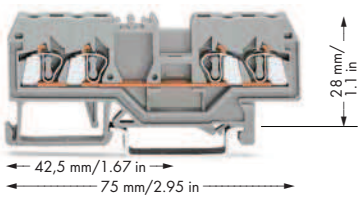

Color	Item No.	Pack. Unit
2-conductor through terminal block		
gray	**280-901**	100
blue	**280-904**	100
orange	**280-902**	100
red	**280-903**	100
black	**280-905**	100
yellow	**280-906**	100
light gray (Ex)	**280-992**	100
2-conductor ground terminal block		
green-yellow	**280-907**	100
green-yellow (Ex)	**280-907/999-950**	100
Other terminal blocks with the same profile:		
Diode	**280-915/. . .-. . .**	Volume 1
Disconnect	**280-912**	Page 67
Carrier	**280-916**	Volume 1

Color	Item No.	Pack. Unit
3-conductor through terminal block		
gray	**280-681**	100
blue	**280-684**	100
orange	**280-650**	100
red	**280-653**	100
black	**280-671**	100
yellow	**280-672**	100
light gray (Ex)	**280-993**	100
3-conductor ground terminal block		
green-yellow	**280-687**	100
green-yellow (Ex)	**280-687/999-950**	100
Other terminal blocks with the same profile:		
Diode	**280-673/. . .-. . .**	Volume 1
Disconnect	**280-683**	Page 67
Carrier	**280-610**	Volume 1

Color	Item No.	Pack. Unit
4-conductor through terminal block		
gray	**280-833**	100
blue	**280-834**	100
orange	**280-835**	100
red	**280-830**	100
black	**280-831**	100
yellow	**280-832**	100
light gray (Ex)	**280-994**	100
4-conductor ground terminal block		
green-yellow	**280-837**	100
green-yellow (Ex)	**280-837/999-950**	100
4-conductor shield terminal block		
white	**280-838**	100
Other terminal blocks with the same profile:		
Double-potential	**280-826**	Volume 1
LED	**280-809/. . .-. . .**	Volume 1
Carrier	**280-816**	Volume 1

Item-Specific Accessories

(Separator for Ex e/Ex i applications, see page 30)

End and intermediate plate, 2.5 mm thick



orange	**280-309**	100 (4x25)
gray	**280-308**	100 (4x25)
light gray	**280-356**	100 (4x25)

End and intermediate plate, 2.5 mm thick



orange	**280-326**	100 (4x25)
gray	**280-324**	100 (4x25)
light gray	**280-358**	100 (4x25)

End and intermediate plate, 2.5 mm thick



orange	**280-315**	100 (4x25)
gray	**280-314**	100 (4x25)
light gray	**280-352**	100 (4x25)

Separator, oversized, 2 mm thick



orange	**280-311**	100 (4x25)
gray	**280-310**	100 (4x25)
light gray	**280-357**	100 (4x25)

Separator, oversized, 2 mm thick



orange	**280-346**	100 (4x25)
gray	**280-344**	100 (4x25)
light gray	**280-359**	100 (4x25)

Separator, oversized, 2 mm thick



orange	**280-335**	100 (4x25)
gray	**280-334**	100 (4x25)
light gray	**280-353**	100 (4x25)

280 Series Accessories

Appropriate marking system: **WMB**

Adjacent jumper, insulated, I_N 24 A



gray	**280-402**	200 (8x25)
yellow-green	**280-422**	200 (8x25)

Alternate jumper, insulated, I_N 24 A



gray	**280-409**	100 (4x25)

Staggered jumper, insulated, I_N 24 A,



spacing 5 mm

from 1 to 2	**780-452**	100 (4x25)
from 1 to 3	**780-453**	100 (4x25)
from 1 to 4	**780-454**	100 (4x25)
from 1 to 5	**780-455**	50 (2x25)
:	:	
from 1 to 8	**780-458**	50 (2x25)

Push-in type wire jumper, insulated, I_N 9 A



60 mm	**249-125**	10
110 mm	**249-126**	10
250 mm	**249-127**	10

Comb-style jumper bar, insulated, $I_N = I_N$ terminal block



2-way	**280-482**	200 (8x25)
3-way	**280-483**	200 (8x25)
10-way	**280-490**	50 (2x25)

Operating tool, insulated



2-way	**280-432**	1
3-way	**280-433**	1
10-way	**280-440**	1

Insulation stop, 5 pcs/strip 200 strips



white	**280-470**	0.08-0.2 mm² (AWG 28-24)
light gray	**280-471**	0.25-0.5 mm² (AWG 12-20)
dark gray	**280-472**	0.75-1 mm² (AWG 20-18)

Suitable for Ex i applications
Suitable for Ex e II applications
0.2 – 2.5 mm² AWG 24 – 12
550 V, 20 A

Protective warning marker, with high-voltage symbol, for 5 terminal blocks



yellow	**280-415**	100 (4x25)

Screwless end stop,



6 mm wide	**249-116**	100 (4x25)
10 mm wide	**249-117**	50 (2x25)

Test plug adapter, for terminal blocks 1.5-4 mm² (AWG 16-12), 5 mm wide



280-404 100 (4x25)
for 210-137 test plug

Test plug adapter, for terminal blocks 1.5-10 mm² (AWG 16-12), 8 mm wide



209-170 50 (2x25)
for test plug 4 mm Ø

Test plug, 6 mm wide, with CAGE CLAMP®



for 0.08-2.5 mm² (AWG 28-14)
I_N 24 A **281-407** 100 (4x25)

❶ Approvals are available online at: www.wago.com.

Through/Ground and Ex Terminal Blocks, Angled Type
280 Series (2.5 mm²) and 281 Series (4 mm²)

CAGE CLAMP®

0.08 - 2.5 mm² / 800 V/8 kV/3 / I_N 24 A	AWG 28 - 12* / 600 V, 20 A / 600 V, 20 A	0.08 - 2.5 mm² / 800 V/8 kV/3 / I_N 24 A	AWG 28 - 12* / 600 V, 20 A / 600 V, 20 A	0.08 - 4 mm² / 800 V/8 kV/3 / I_N 32 A	AWG 28 - 12 / 600 V, 20 A / 600 V, 20 A
Terminal block width 5 mm / 0.197 in		Terminal block width 5 mm / 0.197 in		Terminal block width 6 mm / 0.236 in	
8 - 9 mm / 0.33 in		8 - 9 mm / 0.33 in		9 - 10 mm / 0.37 in	
❶ Approvals		❶ Approvals		❶ Approvals	

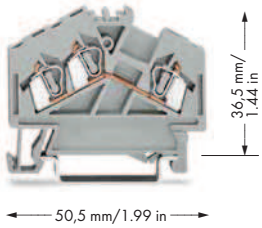

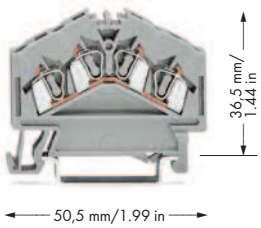

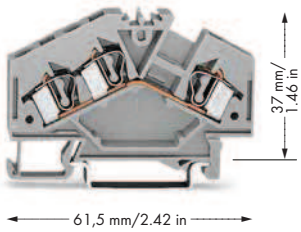

Color	Item No.	Pack. Unit
3-conductor through terminal block		
gray	**280-641**	100
blue	**280-651**	100
orange	**280-654**	100
light gray (Ex)	**280-998**	100
3-conductor ground terminal block		
green-yellow	**280-637**	100
green-yellow (Ex)	**280-637/999-950**	100
3-conductor shield terminal block		
white	**280-640**	100
Other terminal blocks with the same profile:		
Spacer	**280-654/056-000**	Volume 1

Color	Item No.	Pack. Unit
4-conductor through terminal block		
gray	**280-646**	100
blue	**280-656**	100
orange	**280-946**	100
light gray (Ex)	**280-996**	100
Notice:		
These terminal blocks can only be commoned with 280 Series comb-style jumper bars!		

Color	Item No.	Pack. Unit
3-conductor through terminal block		
gray	**281-631**	100
blue	**281-651**	100
light gray (Ex)	**281-998**	100
3-conductor ground terminal block		
green-yellow	**281-637**	100
green-yellow (Ex)	**281-637/999-950**	100

Item-Specific Accessories

End and intermediate plate, 2.5 mm thick



orange	**280-313**	100 (4x25)
gray	**280-312**	100 (4x25)
light gray	**280-354**	100 (4x25)

Separator, oversized, 2.5 mm thick



orange	**280-318**	100 (4x25)
gray	**280-348**	100 (4x25)
light gray	**280-355**	100 (4x25)

280 Series Accessories

Appropriate marking system: **WMB**

Adjacent jumper, insulated, I_N 24 A



gray	**280-402**	200 (8x25)
yellow-green	**280-422**	200 (8x25)

Alternate jumper, insulated, I_N 24 A



gray	**280-409**	100 (4x25)

Staggered jumper, insulated, I_N 24 A,



spacing 5 mm		
from 1 to 2	**780-452**	100 (4x25)
from 1 to 3	**780-453**	100 (4x25)
from 1 to 4	**780-454**	100 (4x25)
from 1 to 5	**780-455**	50 (2x25)
:	:	
from 1 to 8	**780-458**	50 (2x25)

Push-in type wire jumper, insulated, I_N 9 A

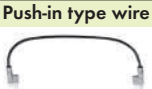

60 mm	**249-125**	10
110 mm	**249-126**	10
250 mm	**249-127**	10

Operating tool with partially insulated shaft,



type 2, (3.5 x 0.5) mm blade **210-720** 1

Protective warning marker, with high-voltage symbol, for 5 terminal blocks



yellow	**280-415**	100 (4x25)

Screwless end stop,



6 mm wide	**249-116**	100 (4x25)
10 mm wide	**249-117**	50 (2x25)

Test plug adapter, for terminal blocks 1.5–4 mm² (AWG 16–12), 5 mm wide



280-404 100 (4x25)
for 210-137 test plug

Insulation stop, 5 pcs/strip 200 strips



white	**280-470**	0.08-0.2 mm² (AWG 28-24)
light gray	**280-471**	0.25-0.5 mm² (AWG 12-20)
dark gray	**280-472**	0.75-1 mm² (AWG 20-18)

For additional accessories, see page 52.

Suitable for Ex i applications
Suitable for Ex e II applications
0.2 – 2.5 mm² AWG 24 – 12
550 V, 20 A

Item-Specific Accessories

End and intermediate plate, 2.5 mm thick



orange	**281-313**	100 (4x25)
gray	**281-312**	100 (4x25)
light gray	**281-357**	100 (4x25)

Separator, oversized, 2 mm thick



orange	**281-318**	100 (4x25)
gray	**281-348**	100 (4x25)
light gray	**281-358**	100 (4x25)

281 Series

Appropriate marking system: **WMB**

Adjacent jumper, insulated, I_N 24 A



gray	**281-402**	200 (8x25)
yellow-green	**281-422**	200 (8x25)

Alternate jumper, insulated, I_N 24 A



gray	**281-409**	100 (4x25)

Staggered jumper, insulated, I_N 24 A,



spacing 5 mm		
from 1 to 2	**781-452**	100 (4x25)
from 1 to 3	**781-453**	100 (4x25)
from 1 to 4	**781-454**	100 (4x25)
from 1 to 5	**781-455**	50 (2x25)
from 1 to 6	**781-456**	50 (2x25)

For additional accessories see page 54.

Suitable for Ex i applications
Suitable for Ex e II applications
0.2 – 4 mm² AWG 24 – 12
550 V, 30 A

Please find the entire product range in our Full Line Catalog, Volume 1. Additional information at www.wago.com.

* AWG 12: THHN, THWN

Through/Ground Conductor/Shield and Ex Terminal Blocks 4 mm²
281 Series

0.08 - 4 mm² 800 V/8 kV/3 I_N 32 A	AWG 28 - 12 600 V, 20 A 600 V, 20 A	Terminal block width 6 mm / 0.236 in 9 - 10 mm / 0.37 in ❶ Approvals
0.08 - 4 mm² 800 V/8 kV/3 I_N 32 A	AWG 28 - 12 600 V, 20 A 600 V, 20 A	Terminal block width 6 mm / 0.236 in 9 - 10 mm / 0.37 in ❶ Approvals
0.08 - 4 mm² 800 V/8 kV/3 I_N 26 A	AWG 28 - 12 600 V, 20 A 600 V, 20 A	Terminal block width 6 mm / 0.236 in 9 - 10 mm / 0.37 in ❶ Approvals

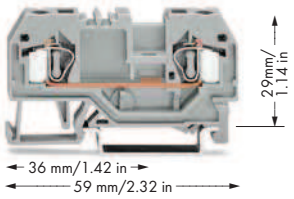

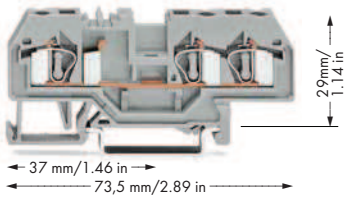

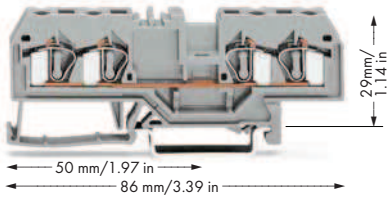

Color	Item No.	Pack. Unit
2-conductor through terminal block		
gray	**281-901**	50
blue	**281-904**	50
orange	**281-902**	50
red	**281-903**	50
black	**281-905**	50
yellow	**281-906**	50
light gray Ex	**281-992**	50
2-conductor ground terminal block		
green-yellow	**281-907**	50
green-yellow Ex	**281-907/999-950**	50
Other terminal blocks with the same profile:		
Diode	**281-915/. . .-. . .**	Volume 1
Disconnect	**281-912**	Page 67
Carrier	**281-916**	Page 66

Color	Item No.	Pack. Unit
3-conductor through terminal block		
gray	**281-681**	50
blue	**281-684**	50
orange	**281-678**	50
red	**281-679**	50
black	**281-685**	50
yellow	**281-686**	50
light gray Ex	**281-993**	50
3-conductor ground terminal block		
green-yellow	**281-687**	50
green-yellow Ex	**281-687/999-950**	50
Other terminal blocks with the same profile:		
Diode	**281-673/. . .-. . .**	Volume 1
Disconnect	**281-683**	Page 67
Carrier	**281-610**	Page 66

Color	Item No.	Pack. Unit
4-conductor through terminal block		
gray	**281-652**	50
blue	**281-654**	50
orange	**281-653**	50
red	**281-663**	50
black	**281-664**	50
yellow	**281-668**	50
light gray Ex	**281-994**	50
4-conductor ground terminal block		
green-yellow	**281-657**	50
green-yellow Ex	**281-657/999-950**	50
4-conductor shield terminal block		
white	**281-658**	50
Other terminal blocks with the same profile:		
Diode	**281-665/. . .-. . .**	Volume 1
Disconnect	**281-659**	Page 67
Carrier	**281-656**	Page 66

Item-Specific Accessories

Separator for Ex e /Ex i applications, see page 30

End and intermediate plate, 2.5 mm thick



orange	**281-329**	100 (4x25)
gray	**281-328**	100 (4x25)
light gray	**281-349**	100 (4x25)

End and intermediate plate, 2.5 mm thick



orange	**281-326**	100 (4x25)
gray	**281-324**	100 (4x25)
light gray	**281-355**	100 (4x25)

End and intermediate plate, 2.5 mm thick



orange	**281-335**	100 (4x25)
gray	**281-334**	100 (4x25)
light gray	**281-345**	100 (4x25)

Separator, oversized, 2 mm thick



orange	**281-331**	100 (4x25)
gray	**281-330**	100 (4x25)
light gray	**281-350**	100 (4x25)

Separator, oversized, 2 mm thick



orange	**281-346**	100 (4x25)
gray	**281-344**	100 (4x25)
light gray	**281-356**	100 (4x25)

Separator, oversized, 2 mm thick



orange	**281-339**	100 (4x25)
gray	**281-338**	100 (4x25)
light gray	**281-347**	100 (4x25)

281 Series Accessories

Appropriate marking system: **WMB**

Adjacent jumper, insulated, I_N 32 A



gray	**281-402**	200 (8x25)
yellow-green	**281-422**	200 (8x25)

Alternate jumper, insulated, I_N 32 A



gray	**281-409**	100 (4x25)

Staggered jumper, insulated, I_N 32 A



Spacing: 6 mm

from 1 to 2	**781-452**	100 (4x25)
from 1 to 3	**781-453**	100 (4x25)
from 1 to 4	**781-454**	100 (4x25)
from 1 to 5	**781-455**	50 (2x25)
from 1 to 6	**781-456**	50 (2x25)

Push-in type wire jumper, insulated, I_N 9 A



60 mm	**249-125**	10
110 mm	**249-126**	10
250 mm	**249-127**	10

Comb-style jumper bar, insulated, I_N = I_N terminal block



2-way	**281-482**	100 (4x25)
3-way	**281-483**	100 (4x25)
5-way	**281-485**	100 (4x25)

Operating tool, insulated



2-way	**280-432**	1
3-way	**280-433**	1
5-way	**280-440**	1

Insulation stop, 5 pcs/strip — 200 strips



white	**281-470**	0.08-0.2 mm² (AWG 28-24)
light gray	**281-471**	0.25-0.5 mm² (AWG 12-20)
dark gray	**281-472**	0.75-1.5 mm² (AWG 18-16)

Suitable for Ex i applications

Suitable for Ex e II applications

0.2 – 4 mm² AWG 24 – 12

550 V, 30 A

Protective warning marker, with high-voltage symbol, for 5 terminal blocks



yellow	**281-415**	100 (4x25)

Screwless end stop,



6 mm wide	**249-116**	100 (4x25)
10 mm wide	**249-117**	50 (2x25)

Test plug adapter, for terminal blocks 1.5-4 mm² (AWG 16-12), 5 mm wide



280-404 100 (4x25)

for 210-137 test plug

Test plug adapter, for terminal blocks 1.5-10 mm² (AWG 16-12), 8 mm wide



209-170 50 (2x25)

for test plug 4 mm Ø

Test plug, 6 mm wide, with CAGE CLAMP®



for 0.08-2.5 mm² (AWG 28-14)

I_N 24 A **281-407** 100 (4x25)

❶ Approvals are available online at: www.wago.com.

For technical explanations and abbreviations, see technical section.

Through/Ground Conductor and Ex Terminal Blocks 6 mm², 282 Series
Test Plug Modules with CAGE CLAMP®, 249 and 709 Series

0.2 - 6 mm² | **AWG 24 - 10**
800 V/8 kV/3 | **600 V, 30 A**
I_N 41 A | **600 V, 40 A**
Terminal block width 8 mm / 0.315 in
12 - 13 mm / 0.49 in
❶ Approvals

0.2 - 6 mm² | **AWG 24 - 10**
800 V/8 kV/3 | **600 V, 30 A**
I_N 41 A | **600 V, 40 A**
Terminal block width 8 mm / 0.315 in
12 - 13 mm / 0.49 in
❶ Approvals

Test plug modules for 280, 281, 282 and 284 Series rail-mounted terminal blocks

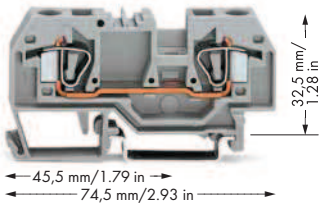

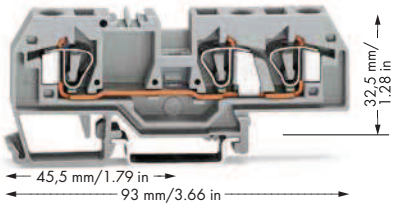



Color	Item No.	Pack. Unit
2-conductor through terminal block		
gray	**282-901**	50
blue	**282-904**	50
orange	**282-902**	50
light gray (Ex)	**282-992**	50
2-conductor ground terminal block		
green-yellow	**282-907**	50
green-yellow (Ex)	**282-907/999-950**	50

Color	Item No.	Pack. Unit
3-conductor through terminal block		
gray	**282-681**	25
blue	**282-684**	25
orange	**282-682**	25
light gray (Ex)	**282-993**	25
3-conductor ground terminal block		
green-yellow	**282-687**	25
green-yellow (Ex)	**282-687/999-950**	25

	Item No.	Pack. Unit
Test plug module with CAGE CLAMP®, can be snapped together, gray, module width 5 mm, suitable for all WAGO 280 Series rail-mounted terminal blocks, version using jumper contact position in current bar	**249-106**	100 (4x25)
Spacer module, e.g., bridging commoned terminal blocks, can be snapped together, gray, module width 5 mm	**249-107**	100 (4x25)
Test plug module with CAGE CLAMP®, can be snapped together, gray, module width 6 mm, suitable for all WAGO 281 Series rail-mounted terminal blocks, version using jumper contact position in current bar	**249-147**	100 (4x25)
Spacer module, e.g., bridging commoned terminal blocks, can be snapped together, gray, module width 6 mm	**249-148**	100 (4x25)
Test plug module with CAGE CLAMP®, can be snapped together, gray, module width 8 mm, suitable for all WAGO 282 Series rail-mounted terminal blocks, version using jumper contact position in current bar	**709-310**	100 (4x25)
Spacer module, e.g., bridging commoned terminal blocks, can be snapped together, gray, module width 8 mm	**709-311**	100 (4x25)
Spacer plate, – only for 284 Series – modular, gray, width 2 mm, snaps on 709-310 test plug modules and 709-311 spacer modules for testing 284 Series rail-mounted terminal blocks	**709-312**	100 (4x25)

Item-Specific Accessories

Separator for Ex e /Ex i applications, see page 30

End and intermediate plate, 2.5 mm thick



orange	**282-328**	100 (4x25)
gray	**282-325**	100 (4x25)
light gray	**282-330**	100 (4x25)

End and intermediate plate, 2.5 mm thick



orange	**282-339**	100 (4x25)
gray	**282-308**	100 (4x25)
light gray	**282-341**	100 (4x25)

Separator, oversized, 2 mm thick



orange	**282-329**	100 (4x25)
gray	**282-326**	100 (4x25)
light gray	**282-331**	100 (4x25)

Separator, oversized, 2 mm thick



orange	**282-340**	100 (4x25)
gray	**282-309**	100 (4x25)
light gray	**282-342**	100 (4x25)

282 Series Accessories

Appropriate marking system: **WMB**

Adjacent jumper, insulated, I_N 41 A



gray	**282-402**	100 (4x25)
yellow-green	**282-422**	100 (4x25)

Protective warning marker, with high-voltage symbol, for 5 terminal blocks



yellow	**282-415**	100 (4x25)

Alternate jumper, insulated, I_N 41 A



gray	**282-409**	100 (4x25)

Screwless end stop,



6 mm wide	**249-116**	100 (4x25)
10 mm wide	**249-117**	50 (2x25)

Step-down jumper, insulated



gray		50 (2x25)
284/282 – 281/280/279	**284-414**	I_N 15 A
284/282 – 282/281	**284-413**	I_N 30 A

Test plug adapter, for terminal blocks 1.5–10 mm² (AWG 16–12), 8 mm wide



	209-170	50 (2x25)

for test plug 4 mm Ø

Cover plate, for step-down jumper application only, 1 mm thick,



for 2-conductor terminal blocks		
gray	**282-357**	25
for 3-conductor terminal blocks		
gray	**282-358**	25

Banana plugs, only for safety extra-low voltage (42 V)



black	**215-311**	50
red	**215-212**	50
blue	**215-711**	50

(Ex) Suitable for Ex i applications
(Ex) Suitable for Ex e II applications
0.5 – 6 mm² AWG 20 – 10
550 V, 39 A Jumper 35 A



Test plug adapter strips are directly inserted into the jumper contact slots of the current bar (picture shows 282 Series)

Through/Ground Conductor and Ex Terminal Blocks 10 mm², Distribution Terminal Blocks
284 Series

0.2 - 10 mm²	AWG 24 - 8
800 V/8 kV/3	600 V, 50 A
I_N 57 A	600 V, 54 A

Terminal block width 10 mm / 0.394 in
12 - 13 mm / 0.49 in
❸ Approvals

0.2 - 10 mm²	AWG 24 - 8
800 V/8 kV/3	600 V, 50 A
I_N 57 A	600 V, 54 A

Terminal block width 10 mm / 0.394 in
12 - 13 mm / 0.49 in
❸ Approvals

0.2 - 10 mm² ❶	AWG 24 - 8 ❶
6 - 35 mm² ❷	AWG 10 - 2 ❷
800 V/8 kV/3, I_N 125 A	600 V, 115 A

Terminal block width 17.5 mm / 0.689 in
12 - 14 mm / 0.51 in
❸ Approvals

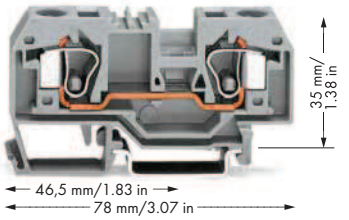

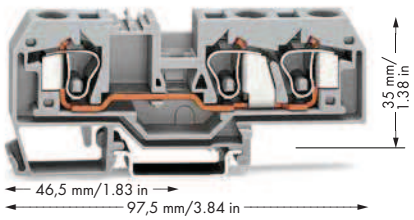

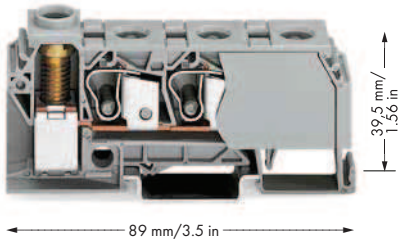

Color	Item No.	Pack. Unit
2-conductor through terminal block		
gray	**284-901**	25
blue	**284-904**	25
orange	**284-902**	25
light gray (Ex)	**284-992**	25
2-conductor ground terminal block		
green-yellow	**284-907**	25
green-yellow (Ex)	**284-907/999-950**	25

Color	Item No.	Pack. Unit
3-conductor through terminal block		
gray	**284-681**	25
blue	**284-684**	25
orange	**284-682**	25
light gray (Ex)	**284-993**	25
3-conductor ground terminal block		
green-yellow	**284-687**	25
green-yellow (Ex)	**284-687/999-950**	25

Color	Item No.	Pack. Unit
Distribution terminal block,		
with 3 x CAGE CLAMP® connection ❶ 10 mm²/AWG 8		
and 1 x screw clamp connection ❷ 35 mm²/AWG 2		
gray	**284-621**	15
blue	**284-624**	15



Terminating a 35 mm²/AWG 2 conductor.
Screw clamp connection, side-entry wiring.



Terminating a 10 mm²/AWG 8 conductor.
CAGE CLAMP® connection, front-entry wiring.

Rail-mounted distribution terminal block with 35 mm²/AWG 2 and 3 x 10 mm² (3 x AWG 8) front-entry CAGE CLAMP® connection. Snaps onto DIN 35 carrier rails per EN 60715. The terminal block enclosed on both sides, an end or intermediate plate is not necessary.

In case of maximum wiring with 3 x 10 mm²/AWG 8 on the distribution side, the nominal current of 125A shall not be exceeded.

Item-Specific Accessories

End and intermediate plate, 2.5 mm thick



orange	**284-328**	100 (4x25)
gray	**284-325**	100 (4x25)
light gray	**284-330**	100 (4x25)

End and intermediate plate, 2.5 mm thick



orange	**284-339**	100 (4x25)
gray	**284-308**	100 (4x25)
light gray	**284-341**	100 (4x25)

Separator, oversized, 2 mm thick



orange	**284-329**	100 (4x25)
gray	**284-326**	100 (4x25)
light gray	**284-331**	100 (4x25)

Separator, oversized, 2 mm thick



orange	**284-340**	100 (4x25)
gray	**284-309**	100 (4x25)
light gray	**284-342**	100 (4x25)

284 Series Accessories

Appropriate marking system: **WMB**

Adjacent jumper, insulated, I_N 57 A



gray	**284-402**	100 (4x25)
yellow-green	**284-422**	100 (4x25)

Protective warning marker, with high-voltage symbol, for 5 terminal blocks



yellow	**284-415**	50 (2x25)

Alternate jumper, insulated, I_N 57 A



gray	**284-409**	50 (2x25)

Finger guard,



touch-proof cover protects unused conductor entries

yellow	**284-400**	100 (4x25)

Test plug adapter, for terminal blocks 1.5–10 mm²



(AWG 16–8), 8 mm wide
209-170 50 (2x25)
for test plug 4 mm Ø

Step-down jumper, insulated,



gray	50 (2x25)

Test plug module and spacer module, both with spacer plate, see page 55

284/282 – 281/280/279	**284-414**	I_N 15 A
284/282 – 282/281	**284-413**	I_N 30 A

Cover plate, for step-down jumper application only, 1 mm thick,



for 2-conductor terminal blocks
gray **284-357** 25
for 3-conductor terminal blocks
gray **284-358** 25

(Ex) Suitable for Ex e II applications
0.5 – 10 mm² AWG 20 – 8
550 V, 53 A

Comb-style jumper bar, insulated, individual arrangement



I_N 125 A – 2 jumpers combined in one clamping unit 100 A, 2-way
gray **284-412** 100 (4x25)

❸ Approvals are available online at: www.wago.com.

For technical explanations and abbreviations, see technical section.

Through/Ground Conductor and Ex Terminal Blocks 16 mm² / 35 mm² 283 and 285 Series

0.2 - 16 mm²	AWG 24 - 6
800 V/8 kV/3	600 V, 65 A
I_N 76 A	600 V, 70 A

Terminal block width 12 mm / 0.472 in
16 - 17 mm / 0.65 in
❸ Approvals

0.2 - 16 mm²	AWG 24 - 6
800 V/8 kV/3	600 V, 65 A
I_N 76 A	600 V, 70 A

Terminal block width 12 mm / 0.472 in
16 - 17 mm / 0.65 in
❸ Approvals

6 - 35 mm²	AWG 8 - 2
1000 V/8 kV/3	600 V, 115 A
I_N 125 A	600 V, 140 A

Terminal block width 16 mm / 0.63 in
23 mm / 0.91 in❹
❸ Approvals

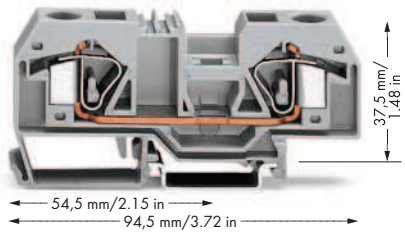

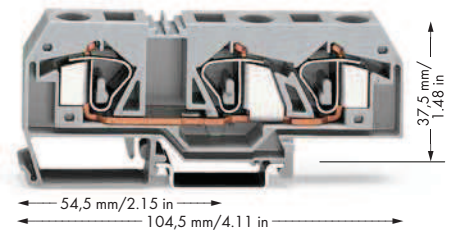



Color	Item No.	Pack. Unit
2-conductor through terminal block		
gray	**283-901**	20
blue	**283-904**	20
orange	**283-902**	20
light gray Ex	**283-992**	20
2-conductor ground terminal block		
green-yellow	**283-907**	20
green-yellow Ex	**283-907/999-950**	20

Color	Item No.	Pack. Unit
3-conductor through terminal block		
gray	**283-671**	20
blue	**283-674**	20
orange	**283-672**	20
light gray Ex	**283-998**	20
3-conductor ground terminal block		
green-yellow	**283-677**	20
green-yellow Ex	**283-677/999-950**	20

Notice: These terminal blocks cannot be commoned using adjacent jumpers!

Color	Item No.	Pack. Unit
2-conductor through terminal block, with integrated end plate		
gray	**285-635**	15
blue	**285-634**	15
light gray Ex	**285-992**	15
2-conductor ground terminal block		
green-yellow	**285-637**	15
green-yellow Ex	**285-637/999-950**	15



Termination of 35 mm²/AWG 2 conductor

Item-Specific Accessories

End and intermediate plate, 2.5 mm thick



orange	**283-328**	50 (2x25)
gray	**283-325**	50 (2x25)
light gray	**283-330**	50 (2x25)

Separator, oversized, 2 mm thick



orange	**283-329**	50 (2x25)
gray	**283-326**	50 (2x25)
light gray	**283-331**	50 (2x25)

End and intermediate plate, 2.5 mm thick



orange	**283-352**	50 (2x25)
gray	**283-350**	50 (2x25)
light gray	**283-354**	50 (2x25)

Separator, oversized, 2 mm thick



orange	**283-353**	50 (2x25)
gray	**283-351**	50 (2x25)
light gray	**283-355**	50 (2x25)

283 Series Accessories

Appropriate marking system: **WMB**

Adjacent jumper, insulated, I_N 70 A



gray	**283-402**	50 (2x25)
yellow-green	**283-422**	50 (2x25)

Alternate jumper, insulated, I_N 76 A



gray	**283-409**	50 (2x25)

Test plug adapter, for terminal blocks 1.5–16 mm²



(AWG 16–6), 11.6 mm wide
283-404 25
for test plug 4 mm Ø

Step-down jumper, insulated, I_N 32 A,



16 mm²/AWG 6 to 4 mm²/ AWG 12
gray **283-414** 50 (2x25)

Cover plate, for step-down jumper application only,



1 mm thick,
for 2-conductor terminal blocks
gray **283-357** 25

Protective warning marker, with high-voltage symbol,



for 5 terminal blocks
yellow **283-415** 50 (2x25)

Finger guard,



touch-proof cover protects unused conductor entries
yellow **283-400** 100 (4x25)

Banana plugs, only for safety extra-low voltage (42 V)



black	**215-311**	50
red	**215-212**	50
blue	**215-711**	50

Operating tool with partially insulated shaft,



type 3, (5.5 x 0.8) mm blade
210-721 1

Ex Suitable for Ex e II applications
0.5 – 16 mm² AWG 20 – 6
550 V, 68 A Jumper 63 A

285 Series

Appropriate marking systems: **Miniature WSB** **WMB**

Adjacent jumper, insulated, I_N 85 A



gray **285-435** 50 (2x25)

Step-down jumper, insulated, I_N 32 A,



from 35 mm²/AWG 2 to 4 mm²/ AWG 12
gray **283-414** 50 (2x25)

Protective warning marker, with high-voltage symbol,



for 5 terminal blocks
yellow **285-416** 50 (2x25)

Finger guard,



touch-proof cover protects unused conductor entries
yellow **285-401** 100 (4x25)

Ex Suitable for Ex e II applications
6 – 35 mm² AWG 8 – 2
750 V, 120 A
6 – 25 mm² AWG 8 – 4
for ground terminal blocks

Please find the entire product range in our Full Line Catalog, Volume 1. Additional information at www.wago.com.
❹ 16 mm (0.63 in) for 35 mm²/AWG 2 "st"

Rail-Mounted, High-Current Terminal Blocks, 285 Series
Description and Handling

Conductor entry 1



Insert Allen wrench and rotate counterclockwise. Then push in orange locking tab for hands-free wiring.

Safety notice



Risk of injury!
Do not insert fingers in the conductor entry!

Shock Protector



To protect unused conductor entries (separate jumper entry protector from shock protector unit).

Conductor entry 2



Insert stripped conductor (observe 35 mm of strip length) into clamping unit until it hits backstop. Hold this position.



Conductor entry 3



Unlock the locking tab with a short counterclockwise turn of the Allen wrench ❶.
When unlocked (click), allow Allen wrench to rotate clockwise (automatic) ❷ to securely terminate the conductor.

Jumpers 35 mm²/AWG 2



Commoning adjacent terminals with a simple push-in jumper.

Jumpers 50 mm² (AWG 2/0)/95 mm² (AWG 4/0)



Commoning with adjacent jumper: tool-free insertion of jumper above the conductor entry hole.
Rated cross section is still 50 mm2/AWG 2/0 and 95 mm²/AWG 4/0.

Testing



❸ via test adapter for 4 mm Ø plugs
❹ via touchproof 4 mm Ø plugs

Voltage tap 35 mm²/AWG 2



The voltage tap is inserted into the jumper contact slot. It can be fitted with a strain relief plate and provides test option for 2 mm Ø test plugs.

Voltage tap 50 mm² (AWG 2/0)/95 mm² (AWG 4/0)



Reliable and simple tap directly into the power supply. Insert the unwired tap before opening the clamping unit.

POWER CAGE CLAMP clamps the following copper conductors:



solid



stranded



fine-stranded



with ferrule

Strip length, see packaging or instructions.

High-Current, Through/Ground Conductor and Ex Terminal Blocks 35 mm², 50 mm² and 95 mm² 285 Series

POWER CAGE CLAMP®

6 - 35 mm²	AWG 8 - 2	10 - 50 (70 "f-st") mm²	AWG 8 - 1	25 - 95 mm²	AWG 4 - 4/0
1000 V/8 kV/3	600 V, 115 A	1000 V/8 kV/3	600 V, 150 A	1000 V/8 kV/3	600 V, 200 A
I_N 125 A	600 V, 115 A	I_N 150 A	600 V, 150 A	I_N 232 A	600 V, 210 A
Terminal block width 16 mm / 0.63 in		Terminal block width 20 mm / 0.787 in		Terminal block width 25 mm / 0.98 in	
25 mm / 0.98 in		30 mm / 1.18 in		35 mm / 1.38 in	
❺ Approvals		❺ Approvals		❺ Approvals	







Color	Item No.	Pack. Unit
2-conductor through terminal block		
gray	**285-135**	15
blue	**285-134**	15
2-conductor ground terminal block, only for DIN 35 x 15 rails; 2.3 mm thick, copper		
green-yellow	**285-137**	15

Color	Item No.	Pack. Unit
2-conductor through terminal block		
gray	**285-150**	5
blue	**285-154**	5
2-conductor ground terminal block, only for DIN 35 x 15 rails; 2.3 mm thick, copper		
green-yellow	**285-157**	5

Color	Item No.	Pack. Unit
2-conductor through terminal block		
gray	**285-195**	5
blue	**285-194**	5
light gray Ex	**285-995**	5
2-conductor ground terminal block, only for DIN 35 x 15 rails; 2.3 mm thick, copper		
green-yellow	**285-197**	5
green-yellow Ex	**285-197/999-950**	5

285 Series Accessories

Appropriate marking system: **WMB**

Adjacent jumper, insulated, ❻

gray **285-435** 50 (2x25)
I_N 85 A

Voltage Tap, I_N 32 A, 0.2–6 mm² (24–10), ❻

module width 8 mm / 0.315 in
gray **285-427** 5

Operating tool with partially insulated shaft,

type 3, (5.5 x 0.8) mm blade
210-721 1

Protective warning marker, with high-voltage symbol,

black
yellow **285-420** 50 (2x25)

Finger guard, touch-proof cover protects unused conductor entries

yellow **285-421** 100 (4x25)

Test plug adapter, 11.6 mm wide, for test plug 4 mm Ø

283-404 25

Test plug, 4 mm Ø, protected against accidental contact;

e.g., available through Multi-Contact Deutschland GmbH
Postfach 1606, 79551 Weil am Rhein, Hegenheimerstraße 19
79576 Weil am Rhein

Copper carrier rail, as per EN 60715,

35 x 15 mm, 2.3 mm thick,
2 m long
unslotted **210-198** 10

Marking strip, plain,

11 mm wide,
50m roll
white **2009-110** 1

Adjacent jumper, insulated, ❻

gray **285-450** 25
I_N 150 A for 1 jumper
I_N 130 A for 2 to 4 jumpers

Voltage Tap, I_N 41 A, 0.2–6 mm² (24–10), ❻

module width 16 mm / 0.63 in
gray **285-447** 5

Allen wrench with partially insulated shaft

8 mm **285-172** 1

Protective warning marker, with high-voltage symbol,

black
yellow **285-440** 50 (2x25)

Finger guard,

touchproof cover protects unused conductor entries and jumper slots
yellow **285-441** 100 (4x25)

Test plug, 4 mm Ø, protected against accidental contact;

e.g., available through Multi-Contact Deutschland GmbH
Postfach 1606, 79551 Weil am Rhein, Hegenheimerstraße 19
79576 Weil am Rhein

Copper carrier rail, as per EN 60715,

35 x 15 mm, 2.3 mm thick,
2 m long
unslotted **210-198** 10

WMB Multi marking system,

10 strips with 10 markers per card,
stretchable 5 – 5.2 mm
plain **793-5501** 5

Adjacent jumper, insulated, ❻

gray **285-495** 25
I_N 232 A for 1 jumper
I_N 130 A for 2 to 4 jumpers

Voltage Tap, I_N 57 A, 0.2–10 mm² (24–80)/16 mm² (AWG 6), ❻

module width 20 mm / 0.787 in
gray **285-407** 5

Allen wrench with partially insulated shaft

8 mm **285-172** 1

Protective warning marker, with high-voltage symbol,

black
yellow **285-170** 50 (2x25)

Finger guard,

touchproof cover protects unused conductor entries and jumper slots
yellow **285-169** 25

Test plug, 4 mm Ø, protected against accidental contact;

e.g., available through Multi-Contact Deutschland GmbH
Postfach 1606, 79551 Weil am Rhein, Hegenheimerstraße 19
79576 Weil am Rhein

Copper carrier rail, as per EN 60715,

35 x 15 mm, 2.3 mm thick,
2 m long
unslotted **210-198** 10

Ex Suitable for Ex e II applications
25 – 95 mm² AWG 4 – 4/0
750 V, 195 A
35 – 70 mm² AWG 2 – 2/0
for ground terminal blocks

❺ Approvals are available online at: www.wago.com.
For technical explanations and abbreviations, see technical section.
❻ Adjacent jumpers and voltage taps can only be removed or inserted when the clamp is in closed position.

Double-Deck Terminal Blocks 1.5 mm² and 2.5 mm² 279 and 280 Series

0.08 - 1.5 mm² / 500 V/6 kV/3 / I_N 18 A	AWG 28 - 16	0.08 - 2.5 mm² / 500 V/6 kV/3 / I_N 20 A	AWG 28 - 12* / 300 V, 15 A / 300/600 V, 20/5 A	0.08 - 2.5 mm² / 500 V/6 kV/3 / I_N 20 A	AWG 28 - 12* / 300 V, 15 A / 300/600 V, 20/5 A
Terminal block width 4 mm / 0.157 in		Terminal block width 5 mm / 0.197 in		Terminal block width 5 mm / 0.197 in	
8 - 9 mm / 0.33 in		8 - 9 mm / 0.33 in		8 - 9 mm / 0.33 in	
❶ Approvals		❶ Approvals		❶ Approvals	

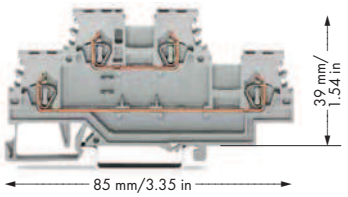

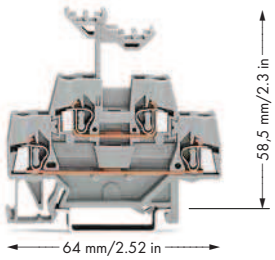

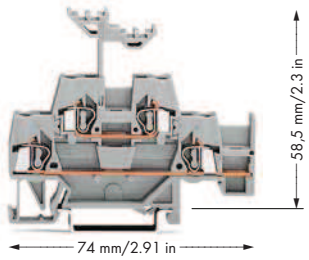

Color	Item No.	Pack. Unit
Through/through terminal block, colored conductor entry position		
gray	**279-501**	50
gray (N/L)	**279-512**	50
gray (L/N)	**279-513**	50
blue (N/N)	**279-504**	50
4-conductor through terminal block, internal commoning, conductor entry position colored in violet		
blue	**279-509**	50
gray	**279-508**	50
Ground conductor/through terminal block, colored conductor entry position		
gray (PE/N)	**279-517**	50
gray (PE/L)	**279-527**	50
4-conductor ground terminal block, internal commoning		
green-yellow	**279-507**	50
End and intermediate plate, 2 mm thick		
orange	**279-519**	100 (4x25)
gray	**279-518**	100 (4x25)
Accessories, 279 Series	Appropriate marking system:	**WMB**
WSB double-deck marker carrier		
	279-529	50 (2x25)
For additional accessories, see page 51.		

Color	Item No.	Pack. Unit
Through/through terminal block		
gray	**280-519**	50
blue	**280-529**	50
blue/gray	**280-523**	50
gray/blue	**280-533**	50
Ground conductor/through terminal block		
green-yellow/gray	**280-527**	50
green-yellow/blue	**280-537**	50
4-conductor ground terminal block, internal commoning		
green-yellow	**280-517**	50
Other terminal blocks with the same profile:		
Diode	**280-940/281-410**	Volume 1
LED	**280-943/281-434**	Volume 1
Through/Disconnect	**280-521**	Volume 1
Fuse	**280-5xx**	Volume 1
End and intermediate plate, 2.5 mm thick		
orange	**280-341**	100 (4x25)
gray	**280-340**	100 (4x25)
280 Series Accessories		
Suitable for Ex i applications		

Color	Item No.	Pack. Unit
Through/through terminal block with horizontal jumpering on lower level		
gray	**280-520**	50
blue	**280-530**	50
blue/gray	**280-524**	50
gray/blue	**280-534**	50
Other terminal blocks with the same profile:		
Through/Disconnect	**280-522**	Volume 1
Fuse	**280-5xx**	Volume 1
End and intermediate plate, 2.5 mm thick		
orange	**280-343**	100 (4x25)
gray	**280-342**	100 (4x25)
Appropriate marking system: **WMB**		
Vertical jumper, insulated, I_N 24 A		
gray	**281-421**	200 (8x25)
For additional accessories, see page 52.		

Application Notes:



279 Series double-deck terminal block with plugged double-deck marker carrier.



Double-deck terminal blocks used for connecting a three-phase motor.



Double-deck terminal blocks used as control wire terminals; e.g., for magnetic valves. Upper deck commoned.

❶ Approvals are available online at: www.wago.com.
* AWG 12: THHN, THWN

For technical explanations and abbreviations, see technical section.