Accessories for 280 Series

* AWG 12: THHN, THWN

❶ 800 V = rated voltage
8 kV = rated surge voltage
3 = pollution degree
(also see Section 14)

❷ Strip length, see packaging or instructions.

❸ Suitable for Ex i applications

❹ Suitable for Ex e II applications
0.2 mm² - 2.5 mm²/AWG 24 - 12*
550 V
23 A for 2-conductor terminal blocks
22 A for 3-conductor terminal blocks
20 A for 4-conductor terminal blocks
(also see Section 14)
Using staggered jumpers reduces the maximum rated voltage to 275 V.

❺ See application notes for:
Test plug modules, pages 194 – 196
Banana plug, page 198
Insulation stop, page 199
Comb-style jumper bar, page 200
Operating tool, page 200
Staggered jumper, page 201
Push-in type wire jumper, page 201
Step-down jumper, pages 178 – 179

280 Series Accessories

Appropriate marking systems: WMB/WMB Inline/WFB
(see Section 13)

Insulation stop, ❺

5 pcs/strip,
0.08 - 0.2 mm² "s" (0.14 mm² "f-st")
white **280-470** 200 (8x25)

Insulation stop, ❺

5 pcs/strip,
0.25 - 0.5 mm²
light gray **280-471** 200 (8x25)

Insulation stop, ❺

5 pcs/strip,
0.75 - 1 mm²
dark gray **280-472** 200 (8x25)

Adjacent jumper, insulated,

$I_N = I_N$ terminal block
gray **280-402** 200 (8x25)
yellow-green **280-422** 200 (8x25)

Alternate jumper, insulated,

$I_N = I_N$ terminal block
gray **280-409** 100 (4x25)

Staggered jumper, ❺

insulated,
width 5 mm/0.197 in,
I_N 24 A
from 1 to 2 **780-452** 100 (4x25)
from 1 to 3 **780-453** 100 (4x25)
from 1 to 4 **780-454** 100 (4x25)
from 1 to 5 **780-455** 50 (2x25)
from 1 to 6 **780-456** 50 (2x25)
from 1 to 7 **780-457** 50 (2x25)
from 1 to 8 **780-458** 50 (2x25)

Push-in type wire jumper, ❺

insulated,
I_N 9 A,
wire size 0.75 mm²
L = 60 mm **249-125** 10
L = 110 mm **249-126** 10
L = 250 mm **249-127** 10

Comb-style jumper bar, insulated, ❺

$I_N = I_N$ terminal block
2-way **280-482** 200 (8x25)
3-way **280-483** 200 (8x25)

Comb-style jumper bar, insulated,

$I_N = I_N$ terminal block
10-way **280-490** 50 (2x25)

Alternate comb-style jumper bar,

insulated,
$I_N = I_N$ terminal block
2-way **280-492** 200 (8x25)

Operating tool, of insulating material

2-way **280-432** 1
3-way **280-433** 1

Operating tool, of insulating material

10-way **280-440** 1

Step-down jumper, insulated, ❺

I_N 15 A
gray **284-414** 50 (2x25)

Cover plate,

1 mm thick
gray **284-334** 100
orange **284-344** 100

Protective warning marker,

with high-voltage symbol, black,
for 5 terminal blocks
yellow **280-415** 100 (4x25)

Test plug module, ❺

can be snapped together,
5 mm wide
gray **280-418** 100 (4x25)

Spacer module,

can be snapped together,
5 mm wide
gray **280-419** 100 (4x25)

Test plug,

with 500 mm cable,
2 mm Ø
red **210-136** 50

Test plug,

with 500 mm cable,
2.3 mm Ø
yellow **210-137** 50

Test plug adapter, 5 mm wide,

for terminal blocks 1.5 - 4 mm²,
for 210-137 test plug 2.3 mm Ø
gray **280-404** 100 (4x25)

Test plug adapter, 8.3 mm wide,

for terminal blocks 1.5 - 10 mm²,
for test plug 4 mm Ø
gray **209-170** 50 (2x25)

Banana plug, ❺

for socket 4 mm Ø,
color mixed
215-111 50

Test plug adapter, 6 mm wide,

with CAGE CLAMP®,
for 0.08 - 2.5 mm²
I_N 24 A **281-407** 100 (4x25)

WMB Inline, plain,

stretchable 5 - 5.2 mm,
1,500 WMB markers, 5 mm, on roll
white **2009-115** 1

WMB Multi marking system,

10 strips with 10 markers per card,
stretchable 5 - 5.2 mm
plain **793-5501** 5

WMB Multi marking system, plain,

10 strips with 10 markers per card,
stretchable 5 - 5.2 mm
yellow **793-5501/000-002**
red **793-5501/000-005**
blue **793-5501/000-006**
gray **793-5501/000-007**
orange **793-5501/000-012**
light green **793-5501/000-017**
green **793-5501/000-023**
violet **793-5501/000-024**
5

Screwless end stop,

for DIN 35 rail,
6 mm wide
gray **249-116** 100 (4x25)

Screwless end stop,

for DIN 35 rail,
10 mm wide
gray **249-117** 50 (2x25)

Through/Ground Conductor/Shield and Ex Terminal Blocks 2.5 mm²
280 Series

CAGE CLAMP®

0.08 - 2.5 mm² | **AWG 28 - 12 ***
800 V/8 kV/3 ❶ | **600 V, 20 A**
I_N 24 A

Terminal block width 5 mm / 0.197 in
8 - 9 mm / 0.33 in ❷



* AWG 12: THHN, THWN

❶ 800 V = rated voltage
8 kV = rated surge voltage
3 = pollution degree
(also see Section 14)

❷ Strip length, see packaging or instructions.

❸ Suitable for Ex i applications

❹ Suitable for Ex e II applications
0.2 mm² - 2.5 mm²/AWG 24 - 12*
550 V, 23 A
(also see Section 14)
Using staggered jumpers reduces the maximum rated voltage to 275 V.

❺ See application notes for:
Test plug modules, pages 194 – 196
Banana plug, page 198
Insulation stop, page 199
Comb-style jumper bar, page 200
Operating tool, page 200
Staggered jumper, page 201
Push-in type wire jumper, page 201

	Item No.	Pack. Unit
3-conductor through terminal block		
gray	**280-641**	100
blue	**280-651** ❸	100
orange	**280-654**	100
light gray	**280-998** ❹	100
3-conductor ground terminal block		
green-yellow	**280-637**	100
green-yellow	**280-637/999-950** ❹	100
3-conductor shield terminal block		
white	**280-640**	100

280 Series Accessories

End and intermediate plate, 2.5 mm thick



orange	**280-313**	100 (4x25)
gray	**280-312**	100 (4x25)
light gray	**280-354**	100 (4x25)

Separator, oversized, 2.5 mm thick



orange	**280-318**	100 (4x25)
gray	**280-348**	100 (4x25)
light gray	**280-355**	100 (4x25)

Ex e/Ex i separator, orange,



3 mm thick		
120 mm	**209-191**	50 (2x25)

Spacer of same shape,



5 mm thick		
orange	**280-654/056-000**	100 (4x25)

Insulation stop, ❺



5 pcs/strip,		
0.08 - 0.2 mm² "s" (0.14 mm² "f-st")		
white	**280-470**	200 (8x25)

Insulation stop, ❺



5 pcs/strip,		
0.25 - 0.5 mm²		
light gray	**280-471**	200 (8x25)

Insulation stop, ❺



5 pcs/strip,		
0.75 - 1 mm²		
dark gray	**280-472**	200 (8x25)

Adjacent jumper, insulated,



I_N = I_N terminal block		
gray	**280-402**	200 (8x25)

280 Series Accessories

Appropriate marking systems: WMB/WMB Inline/WFB (see Section 13)

Alternate jumper, insulated,



I_N = I_N terminal block		
gray	**280-409**	100 (4x25)

Staggered jumper, ❺



insulated,		
width 5 mm/0.197 in,		
I_N 24 A		
from 1 to 2	**780-452**	100 (4x25)
from 1 to 3	**780-453**	100 (4x25)
from 1 to 4	**780-454**	100 (4x25)
from 1 to 5	**780-455**	50 (2x25)
from 1 to 6	**780-456**	50 (2x25)
from 1 to 7	**780-457**	50 (2x25)
from 1 to 8	**780-458**	50 (2x25)

Push-in type wire jumper, ❺



insulated,		
I_N 9 A,		
wire size 0.75 mm²		
L = 60 mm	**249-125**	10
L = 110 mm	**249-126**	10
L = 250 mm	**249-127**	10

Comb-style jumper bar, insulated, ❺



I_N = I_N terminal block		
2-way	**280-482**	200 (8x25)
3-way	**280-483**	200 (8x25)

Alternate comb-style jumper bar,



insulated,		
I_N = I_N terminal block		
2-way	**280-492**	200 (8x25)

Operating tool, of insulating material



2-way	**280-432**	1
3-way	**280-433**	1

Protective warning marker,



with high-voltage symbol, black,		
for 5 terminal blocks		
yellow	**280-415**	100 (4x25)

Test plug module, ❺



can be snapped together,		
5 mm wide		
gray	**280-418**	100 (4x25)

Spacer module,



can be snapped together,		
5 mm wide		
gray	**280-419**	100 (4x25)

Test plug,



with 500 mm cable,		
2 mm Ø		
red	**210-136**	50

Test plug,



with 500 mm cable,		
2.3 mm Ø		
yellow	**210-137**	50

Test plug adapter, 5 mm wide,



for terminal blocks 1.5 - 4 mm²,		
for 210-137 test plug 2.3 mm Ø		
gray	**280-404**	100 (4x25)

Test plug adapter, 8.3 mm wide,



for terminal blocks 1.5 - 10 mm²,		
for test plug 4 mm Ø		
gray	**209-170**	50 (2x25)

Banana plug, ❺



for socket 4 mm Ø,		
color mixed		
	215-111	50

Test plug adapter, 6 mm wide,



with CAGE CLAMP®,		
for 0.08 - 2.5 mm²		
I_N 24 A	**281-407**	100 (4x25)

WMB Multi marking system,

10 strips with 10 markers per card,		
stretchable 5 - 5.2 mm		
plain	**793-5501**	5

WMB Multi marking system, plain,



10 strips with 10 markers per card,		
stretchable 5 - 5.2 mm		
yellow	**793-5501/000-002**	
red	**793-5501/000-005**	
blue	**793-5501/000-006**	
gray	**793-5501/000-007**	
orange	**793-5501/000-012**	
light green	**793-5501/000-017**	
green	**793-5501/000-023**	
violet	**793-5501/000-024**	
		5

Screwless end stop,



for DIN 35 rail,		
6 mm wide		
gray	**249-116**	100 (4x25)

Screwless end stop,



for DIN 35 rail,		
10 mm wide		
gray	**249-117**	50 (2x25)

For list of approvals and user guide, see pages 634 to 637.

Through and Ex Terminal Blocks 2.5 mm²
280 Series

0.08 - 2.5 mm²	AWG 28 - 12 *
800 V/8 kV/3 ❶	600 V, 20 A
I_N 24 A	600 V, 25 A

Terminal block width 5 mm / 0.197 in
8 - 9 mm / 0.33 in ❷

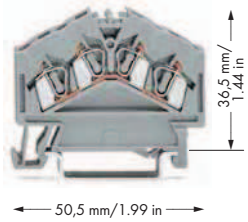

* AWG 12: THHN,THWN

❶ 800 V = rated voltage
8 kV = rated surge voltage
3 = pollution degree
(also see Section 14)

❷ Strip length, see packaging or instructions.

❸ Suitable for Ex i applications

❹ Suitable for Ex e II applications
0.2 mm² - 2.5 mm²/AWG 24 - 12*
550 V, 23 A
(also see Section 14)

❺ See application notes for:
Test plug module, page 194
Insulation stop, page 199
Comb-style jumper bar, page 200
Operating tool, page 200

	Item No.	Pack. Unit
4-conductor through terminal block		
gray	**280-646**	100
blue	**280-656** ❸	100
orange	**280-946**	100
light gray	**280-996** ❹	100
Notice:		
These terminal blocks cannot be commoned using adjacent jumpers		

280 Series Accessories

End and intermediate plate, 2.5 mm thick			
	orange	**280-313**	100 (4x25)
	gray	**280-312**	100 (4x25)
	light gray	**280-354**	100 (4x25)
Separator, oversized, 2.5 mm thick			
	orange	**280-318**	100 (4x25)
	gray	**280-348**	100 (4x25)
	light gray	**280-355**	100 (4x25)
Ex e/Ex i separator, orange,			
	3 mm thick		
	120 mm	**209-191**	50 (2x25)
Spacer of same shape,			
	5 mm thick		
	orange	**280-654/056-000**	
			100 (4x25)
Insulation stop, ❺			
	5 pcs/strip,		
	0.08 - 0.2 mm² "s" (0.14 mm² "f-st")		
	white	**280-470**	200 (8x25)
Insulation stop, ❺			
	5 pcs/strip,		
	0.25 - 0.5 mm²		
	light gray	**280-471**	200 (8x25)
Insulation stop, ❺			
	5 pcs/strip,		
	0.75 - 1 mm²		
	dark gray	**280-472**	200 (8x25)
Comb-style jumper bar, insulated, ❺			
	I_N = I_N terminal block		
	2-way	**280-482**	200 (8x25)
	3-way	**280-483**	200 (8x25)
Comb-style jumper bar, insulated,			
	I_N = I_N terminal block		
	10-way	**280-490**	50 (2x25)

280 Series Accessories

Appropriate marking systems (see Section 13)

Alternate comb-style jumper bar,			
	insulated,		
	I_N = I_N terminal block		
	2-way	**280-492**	200 (8x25)
Operating tool, of insulating material			
	2-way	**280-432**	1
	3-way	**280-433**	1
Operating tool, of insulating material			
	10-way	**280-440**	1
Protective warning marker,			
	with high-voltage symbol, black,		
	for 5 terminal blocks		
	yellow	**280-415**	100 (4x25)
L-type test plug module,			
	can be snapped together,		
	5 mm wide		
	gray	**249-141**	100 (4x25)
WMB Inline, plain,			
	stretchable 5 - 5.2 mm,		
	1,500 WMB markers, 5 mm, on roll		
	white	**2009-115**	1
WMB Multi marking system,			
	10 strips with 10 markers per card,		
	stretchable 5 - 5.2 mm		
	plain	**793-5501**	5
WMB Multi marking system, plain,			
	10 strips with 10 markers per card,		
	stretchable 5 - 5.2 mm		
	yellow	**793-5501/000-002**	
	red	**793-5501/000-005**	
	blue	**793-5501/000-006**	
	gray	**793-5501/000-007**	
	orange	**793-5501/000-012**	
	light green	**793-5501/000-017**	
	green	**793-5501/000-023**	
	violet	**793-5501/000-024**	
			5
Screwless end stop,			
	for DIN 35 rail,		
	6 mm wide		
	gray	**249-116**	100 (4x25)
Screwless end stop,			
	for DIN 35 rail,		
	10 mm wide		
	gray	**249-117**	50 (2x25)



Application example for shield terminal blocks

Shielded control cables are becoming an increasingly common solution to external signal interference. Shield terminal blocks for front-entry are suitable for connecting braided cables. Like ground conductor terminal blocks for front-entry, they are equipped with a grounding foot for direct electrical connection to the rail, however they differ significantly by their white insulated housing. Shield terminal blocks for front-entry can be directly mounted beside signal-conductor terminal blocks, providing excellent deflection of interfering signals.

For list of approvals and user guide, see pages 634 to 637.

Through and Ground Conductor Terminal Blocks 4 mm², Terminal Block Width 5 mm
Suited for Specialty Conductors AWG 12 with 216-206 Ferrule, 880 Series

0.08 - 4 mm² / AWG 28 - 12 800 V/8 kV/3 ❶ / 600 V, 20 A I_N 25 A Terminal block width 5 mm / 0.197 in 8 - 9 mm / 0.33 in ❷	0.08 - 4 mm² / AWG 28 - 12 800 V/8 kV/3 ❶ / 600 V, 20 A I_N 25 A Terminal block width 5 mm / 0.197 in 8 - 9 mm / 0.33 in ❷	0.08 - 4 mm² / AWG 28 - 12 800 V/8 kV/3 ❶ I_N 20 A Terminal block width 5 mm / 0.197 in 8 - 9 mm / 0.33 in ❷







	Item No.	Pack. Unit
2-conductor through terminal block		
without shield contact		
gray	**880-901/999-940**	100
blue	**880-904/999-940** ❸	100
orange	**880-902/999-940**	100
2-conductor through terminal block		
with shield contact		
on request		
2-conductor ground terminal block		
green-yellow	**880-907/999-940**	100

	Item No.	Pack. Unit
3-conductor through terminal block		
without shield contact		
gray	**880-681/999-940**	100
blue	**880-684/999-940** ❸	100
orange	**880-682/999-940**	100
3-conductor through terminal block		
with shield contact		
on request		
3-conductor ground terminal block		
green-yellow	**880-687/999-940**	100

	Item No.	Pack. Unit
4-conductor through terminal block		
without shield contact		
gray	**880-831/999-940**	50
blue	**880-834/999-940** ❸	50
orange	**880-832/999-940**	50
4-conductor ground terminal block		
green-yellow	**880-837/999-940**	50

Item-Specific Accessories

End and intermediate plate, 2.5 mm thick			
	orange	**880-328**	100 (4x25)
	gray	**880-325**	100 (4x25)
Separator, oversized, 2 mm thick			
	orange	**880-329**	100 (4x25)
	gray	**880-326**	100 (4x25)

Item-Specific Accessories

End and intermediate plate, 2.5 mm thick			
	orange	**880-339**	100 (4x25)
	gray	**880-308**	100 (4x25)
Separator, oversized, 2 mm thick			
	orange	**880-340**	100 (4x25)
	gray	**880-309**	100 (4x25)

Item-Specific Accessories

End and intermediate plate, 2.5 mm thick			
	orange	**880-346**	100 (4x25)
	gray	**880-344**	100 (4x25)
Separator, oversized, 2 mm thick			
	orange	**880-347**	100 (4x25)
	gray	**880-345**	100 (4x25)

880 Series Accessories

Appropriate marking systems: WMB/WMB Inline/Miniature WSB/WFB (see Section 13)

Insulation stop, ❹	5 pcs/strip,		
	0.08 - 0.2 mm² "s" (0.14 mm² "f-st")		
	white	**280-470**	200 (8x25)
Insulation stop, ❹	5 pcs/strip,		
	0.25 - 0.5 mm²		
	light gray	**280-471**	200 (8x25)
Insulation stop, ❹	5 pcs/strip,		
	0.75 - 1 mm²		
	dark gray	**280-472**	200 (8x25)
Adjacent jumper, insulated,	I_N = I_N terminal block		
	gray	**280-402**	200 (8x25)
	yellow-green	**280-422**	200 (8x25)
Alternate jumper, insulated,	I_N = I_N terminal block		
	gray	**280-409**	100 (4x25)
Protective warning marker,	with high-voltage symbol, black,		
	for 5 terminal blocks		
	yellow	**280-415**	100 (4x25)

Staggered jumper, ❹	insulated,		
	width 5 mm/0.197 in,		
	I_N 24 A		
	from 1 to 2	**780-452**	100 (4x25)
	from 1 to 3	**780-453**	100 (4x25)
	from 1 to 4	**780-454**	100 (4x25)
	from 1 to 5	**780-455**	50 (2x25)
	from 1 to 6	**780-456**	50 (2x25)
	from 1 to 7	**780-457**	50 (2x25)
	from 1 to 8	**780-458**	50 (2x25)
Push-in type wire jumper, ❹	insulated,		
	I_N 9 A,		
	wire size 0.75 mm²		
	L = 60 mm	**249-125**	10
	L = 110 mm	**249-126**	10
	L = 250 mm	**249-127**	10
Comb-style jumper bar, insulated, ❹	I_N = I_N terminal block		
	2-way	**280-482**	200 (8x25)
	3-way	**280-483**	200 (8x25)

Comb-style jumper bar, insulated,	I_N = I_N terminal block		
	10-way	**280-490**	50 (2x25)
Alternate comb-style jumper bar,	insulated,		
	I_N = I_N terminal block		
	2-way	**280-492**	200 (8x25)
Operating tool, of insulating material	2-way	**280-432**	1
	3-way	**280-433**	1
Operating tool, of insulating material	10-way	**280-440**	1
Test plug module, ❹	can be snapped together,		
	5 mm wide		
	gray	**280-418**	100 (4x25)
Spacer module,	can be snapped together,		
	5 mm wide		
	gray	**280-419**	100 (4x25)

For list of approvals and user guide, see pages 634 to 637.