

Double-potential terminal blocks
with double marker slot centered on terminal block
gray 279-826
light gray Ⓔx279-995
Packing unit: 100 pcs

Notice: These double-potential terminal blocks cannot be commoned with adjacent jumpers!
For technical data and accessories,
see www.wagocatalog.com

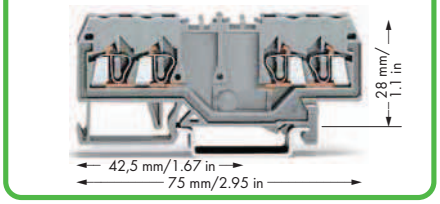

Double-potential terminal blocks
with double marker slot centered on terminal block
gray 280-826
light gray Ⓔx280-995
Packing unit: 100 pcs

Notice: These double-potential terminal blocks cannot be commoned with adjacent jumpers!
For technical data and accessories,
see www.wagocatalog.com

❶ 800 V = rated voltage
8 kV = rated surge voltage
3 = pollution degree
(also see Section 14)

❷ Strip length, see packaging or instructions.

❸ Suitable for Ex i applications

❹ Suitable for Ex e II applications
0.2 mm² - 1.5 mm²/AWG 24 - 16
550 V, 15 A
(also see Section 14)

❺ See application notes for:
Insulation stop, page 199
Push-in type wire jumper, page 201
Step-down jumper, pages 178 – 179
Banana plug, page 198
Comb-style jumper bar, page 200
Operating tool, page 200



WMB markers provide marking directly on terminal block.
For WMB Multi marking system, see Section 13.



Terminal block marking with double marker carriers
Item No. 209-128
For terminal blocks with side marking,
see online catalog at www.wagocatalog.com



Separator for Ex e/Ex i applications
According to EN 50020, a minimum distance of 50 mm must be kept between live parts of Ex e and Ex i circuits. The use of Ex e/Ex i separators is a space-saving solution when Ex e and Ex i terminal blocks are mounted on a common carrier rail.
Suitable for 279 to 282 Series terminal blocks.
209-190 for 2-conductor terminal blocks.
209-191 for 2-, 3-, 4-conductor terminal blocks.



End and intermediate plate
In order to meet creepage and clearance requirements for Ex e applications, it is necessary to insert an end or intermediate plate between a through and a ground conductor terminal block.

279 Series Accessories

Step-down jumper, insulated,			
❺	I_N 15 A		
	gray	**284-414**	50 (2x25)
Cover plate,			
	1 mm thick		
	gray	**284-334**	100
	orange	**284-344**	100
Protective warning marker,			
	with high-voltage symbol, black,		
	for 5 terminal blocks		
	yellow	**279-415**	100 (4x25)
Test plug adapter, 8.3 mm wide,			
	for terminal blocks 1.5 - 10 mm²,		
	for test plug 4 mm Ø		
	gray	**209-170**	50 (2x25)
Banana plug,			
❺	for socket 4 mm Ø,		
	color mixed		
		215-111	50
Test plug adapter, 5 mm wide,			
	for terminal blocks 1.5 - 4 mm²,		
	for 210-137 test plug 2.3 mm Ø		
	gray	**280-404**	100 (4x25)
Test plug,			
	with 500 mm cable,		
	2.3 mm Ø		
	yellow	**210-137**	50
Comb-style jumper bar, insulated,			
❺	I_N = I_N terminal block		
	2-way	**279-482**	200 (8x25)
	3-way	**279-483**	200 (8x25)
Comb-style jumper bar, insulated,			
	I_N = I_N terminal block		
	10-way	**279-490**	50 (2x25)
Alternate comb-style jumper bar,			
	insulated,		
	I_N = I_N terminal block		
	2-way	**279-492**	200 (8x25)
Operating tool, of insulating material			
	2-way	**279-432**	1
	3-way	**279-433**	1
Operating tool, of insulating material			
	10-way	**279-440**	1

Through/Ground Conductor/Shield and Ex Terminal Blocks 2.5 mm² 280 Series

0.08 - 2.5 mm²	AWG 28 - 12 *
800 V/8 kV/3 ❶	600 V, 20 A
I_N 24 A	600 V, 25 A

Terminal block width 5 mm / 0.197 in
8 - 9 mm / 0.33 in ❷

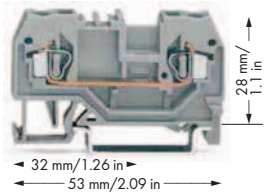

0.08 - 2.5 mm²	AWG 28 - 12 *
800 V/8 kV/3 ❶	600 V, 20 A
I_N 24 A	600 V, 15 A

Terminal block width 5 mm / 0.197 in
8 - 9 mm / 0.33 in ❷

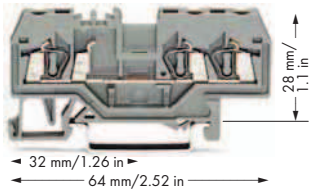

0.08 - 2.5 mm²	AWG 28 - 12 *
800 V/8 kV/3 ❶	600 V, 20 A
I_N 20 A	600 V, 25 A

Terminal block width 5 mm / 0.197 in
8 - 9 mm / 0.33 in ❷

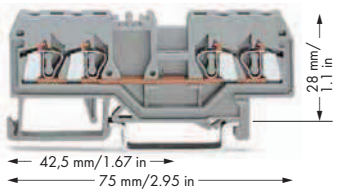

	Item No.	Pack. Unit
2-conductor through terminal block		
gray	**280-901**	100
blue	**280-904** ❸	100
orange	**280-902**	100
red	**280-903**	100
black	**280-905**	100
yellow	**280-906**	100
light gray Ex	**280-992** ❹	100
2-conductor ground terminal block		
green-yellow	**280-907**	100
green-yellow Ex	**280-907/999-950** ❹	100
Other terminal blocks with the same profile:		
Diode	**280-915/281-410**	Page 256
Disconnect	**280-912**	Page 206
Carrier	**280-916**	Page 232

	Item No.	Pack. Unit
3-conductor through terminal block		
gray	**280-681**	100
blue	**280-684** ❸	100
orange	**280-650**	100
red	**280-653**	100
black	**280-671**	100
yellow	**280-672**	100
light gray Ex	**280-993** ❹	100
3-conductor ground terminal block		
green-yellow	**280-687**	100
green-yellow Ex	**280-687/999-950** ❹	100
Other terminal blocks with the same profile:		
Diode	**280-673/281-410**	Page 256
Disconnect	**280-683**	Page 206
Carrier	**280-610**	Page 232

	Item No.	Pack. Unit
4-conductor through terminal block		
gray	**280-833**	100
blue	**280-834** ❸	100
orange	**280-835**	100
red	**280-830**	100
black	**280-831**	100
yellow	**280-832**	100
light gray Ex	**280-994** ❹	100
4-conductor ground terminal block		
green-yellow	**280-837**	100
green-yellow Ex	**280-837/999-950** ❹	100
4-conductor shield terminal block		
white	**280-838**	100
Other terminal blocks with the same profile:		
Diode	**280-815/281-410**	Page 256
LED	**280-809/281-434**	Page 256
Disconnect	**280-836**	Page 206
Disc., test & meas.	**280-829**	Page 206
Carrier	**280-816**	Page 232
Double-potential	**280-826**	Page 163

Item-Specific Accessories

End and intermediate plate, 2.5 mm thick



orange	**280-309**	100 (4x25)
gray	**280-308**	100 (4x25)
light gray	**280-356**	100 (4x25)

Separator, oversized, 2 mm thick



orange	**280-311**	100 (4x25)
gray	**280-310**	100 (4x25)
light gray	**280-357**	100 (4x25)

Ex e/Ex i separator, orange,



3 mm thick		
90 mm	**209-190**	50 (2x25)
120 mm	**209-191**	50 (2x25)

Spacer of same shape,



5 mm thick		
orange	**280-902/056-000**	
		100 (4x25)

Item-Specific Accessories

End and intermediate plate, 2.5 mm thick



orange	**280-326**	100 (4x25)
gray	**280-324**	100 (4x25)
light gray	**280-358**	100 (4x25)

Separator, oversized, 2 mm thick



orange	**280-346**	100 (4x25)
gray	**280-344**	100 (4x25)
light gray	**280-359**	100 (4x25)

Ex e/Ex i separator, orange,



3 mm thick		
120 mm	**209-191**	50 (2x25)

Spacer of same shape,



5 mm thick		
orange	**280-650/056-000**	
		100

Item-Specific Accessories

End and intermediate plate, 2.5 mm thick



orange	**280-315**	100 (4x25)
gray	**280-314**	100 (4x25)
light gray	**280-352**	100 (4x25)

Separator, oversized, 2 mm thick



orange	**280-335**	100 (4x25)
gray	**280-334**	100 (4x25)
light gray	**280-353**	100 (4x25)

Ex e/Ex i separator, orange,



3 mm thick		
120 mm	**209-191**	50 (2x25)

Spacer of same shape,



5 mm thick		
orange	**280-835/056-000**	
		100 (4x25)

Cover plate,



1 mm thick		
gray	**284-336**	100
orange	**284-346**	100

For list of approvals and user guide, see pages 634 to 637.