| | Contact configuration: ⊖ = Safety function by positive opening according to IEC/EN 60947-5-1<br>N/O = normally open contact<br>NC = normally closed contact | | Circuit symbol | Protection type | Bezel: Silver<br>**Part no.**<br>Article no. | **Price**<br>See price list | Std. pack | **Notes** |
|---|---|---|---|---|---|---|---|---|
| **Emergency switching-off actuators** | | | | | | | | |
| Tamper-proof according to ISO 13850/EN 418<br>Pull to release<br>Max. contacts to be fitted together: 4 x M22-(C)K…<br>Red mushroom head (RAL 3000), yellow base | | | | | | | | |
| 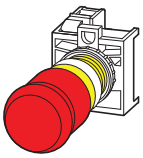 | – | 1 NC ⊖ | 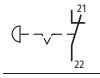 | IP66, IP69K | **M22-PV/K01**<br>216515 | | 5 off | |
| | 1 N/O | 1 NC ⊖ |  | IP66, IP69K | **M22-PV/K11**<br>216516 | | 5 off | |
| **Emergency switching-off key-release mushroom** | | | | | | | | |
| Tamper-proof according to ISO 13850/EN 418<br>with one key, individual lock mechanism MS1, not suitable for master key systems<br>Release by using the key<br>Red mushroom head (RAL 3000), yellow base | | | | | | | | |
| 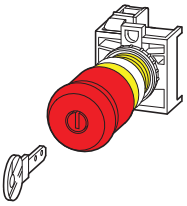 | – | 1 NC ⊖ |  | IP66, IP69K | **M22-PVS/K01**<br>216514 | | 5 off | |

| | Number of locations<br>Number | Contact configuration: ⊖ = Safety function by positive opening according to IEC/EN 60947-5-1<br>N/O = normally open | <br>NC = normally closed | Circuit symbol | Enclosure top | RAL value | Protection type | Bezel: silver<br>**Part no.**<br>Article no. | **Price**<br>See price list | Std. pack |
|---|---|---|---|---|---|---|---|---|---|---|
| **Emergency switching-off actuators** | | | | | | | | | | |
| Tamper-proof according to ISO 13850/EN 418<br>Pull to release | – | – | 2 NC ⊖ |  | | RAL 1004 | IP66, IP69K | **M22-PV/KC02/IY**<br>216524 | | 1 off |
|  | – | 1 N/O | 1 NC ⊖ |  | | RAL 1004 | IP66, IP69K | **M22-PV/KC11/IY**<br>216525 | | 1 off |
| **Emergency switching-off key-release mushroom** | | | | | | | | | | |
| with 1 key<br>Lock mechanism MS1 | 1 | 1 N/O | |  | | RAL 1004 | IP67, IP69K | **M22-PVS/KC11/IY**<br>216523 | | 1 off |
| 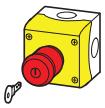 | | | | | | | | | | |
| **customized complete unit** | | | | | | | | | | |
| To order use form F0315 → Data sheet in Online Catalog<br>* = Freely selectable customer identification or stock no.; max. 10 characters. | | | | | | | | **M22-COMBINATION-***<br>228298 | | 1 off |

**Notes**

**Information relevant for export to North America**

| | |
|---|---|
| Product Standards | IEC/EN 60947-5; UL 508; CSA-C22.2 No. 14-05; CSA-C22.2 No. 94-91; CE marking |
| UL File No. | E29184 |
| UL CCN | NKCR |
| CSA File No. | 012528 |
| CSA Class No. | 3211-03 |
| NA Certification | UL Listed, CSA certified |
| Degree of Protection | UL/CSA Type 3R, 4X, 12, 13 |

| | Illumination | | Colour mushroom head | RAL no. | Protection type | Bezel: silver<br>**Part no.**<br>Article no. | **Price**<br>See price list | Std. pack |
|---|---|---|---|---|---|---|---|---|
| **Emergency stop pushbutton/Emergency switch-off actuators** | | | | | | | | |
| Release by pulling<br>Mushroom button diameter 38 mm<br>ATEX → Engineering | | | | | | | | |
| 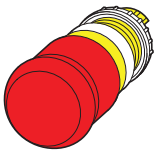 | Non-illuminated | Pull to release | ● | RAL 3000 | IP66, IP69K | **M22-PV**<br>216876 | | 5 off |
| | Non-illuminated | Pull to release | ● | RAL 3000 | IP66, IP69K | **M22-PV-GVP**<br>216877 | | 50 off |
| 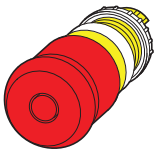 | Illuminated with LED element | Pull to release | ● | RAL 3000 | IP66, IP69K | **M22-PVL**<br>216878 | | 5 off |
| **Emergency stop pushbutton/Emergency switch-off actuators** | | | | | | | | |
| Release by turning<br>Mushroom button diameter 38 mm<br>ATEX → Engineering | | | | | | | | |
| 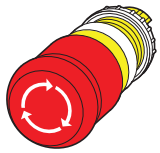 | Non-illuminated | Turn to release | ● | RAL 3000 | IP67, IP69K | **M22-PVT**<br>263467 | | 5 off |
|  | Illuminated with LED element | Turn to release | ● | RAL 3000 | IP67, IP69K | **M22-PVLT**<br>263469 | | 5 off |
| **Emergency stop pushbutton/Emergency switch-off actuators** | | | | | | | | |
| Release by turning with key<br>Mushroombutton diameter 38 mm<br>With 1 key<br>ATEX → Engineering | | | | | | | | |
| 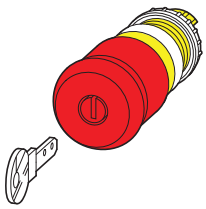 | Non-illuminated | Individual lock mechanism MS1<br>Not suitable for master key systems | ● | RAL 3000 | IP67, IP69K | **M22-PVS**<br>216879 | | 5 off |
| | Non-illuminated | Individual lock mechanism MS1 - MS20<br>not suitable for master key systems<br>*→1, 2, 3, ...20 | ● | RAL 3000 | IP67, IP69K | **M22-PVS-MS***<br>216880 | | 1 off |
| | Non-illuminated | suitable for master key systems<br>To order use<br>form F0276<br>→ Data sheet in Online Catalog<br>Delivery time about 4 to 6 weeks<br>For master key systems see<br>→ Page 2/23 | ● | RAL 3000 | IP67, IP69K | **M22-PVS-SA(*)-***<br>104826 | | 1 off |

**Information relevant for export to North America**

| | |
|---|---|
| Product Standards | IEC/EN 60947-5; UL 508; CSA-C22.2 No. 14-05; CSA-C22.2 No. 94-91; CE marking |
| UL File No. | E29184 |
| UL CCN | NKCR |
| CSA File No. | 012528 |
| CSA Class No. | 3211-03 |
| NA Certification | UL Listed, CSA certified |
| Degree of Protection | UL/CSA Type 3R, 4X, 12, 13 |

| | Illumination | | Colour mushroom head | RAL no. | Protection type | Bezel: silver<br>**Part no.**<br>Article no. | **Price**<br>See price list | Std. pack |
|---|---|---|---|---|---|---|---|---|
| **Emergency stop pushbutton actuators**<br>Release by turning<br>Palm-shaped, diameter 45 mm | | | | | | | | |
| 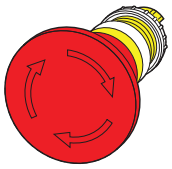 | Non-illuminated | – | ● | RAL 3000 | IP67, IP69K | **M22-PVT45P**<br>121462 | | 1 off |
| 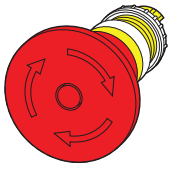 | Illuminated with LED element | – | ● | RAL 3000 | IP67, IP69K | **M22-PVLT45P**<br>121460 | | 1 off |
| **Emergency stop pushbutton actuators**<br>with mechanical switch position indication<br>Release by turning<br>Palm-shaped, diameter 45 mm | | | | | | | | |
| 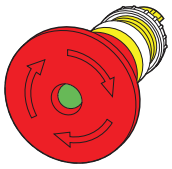 | Non-illuminated | Switch position indication green<br>→ pushbutton released<br>Switch position indicator red<br>→ pushbutton actuated | ● | RAL 3000 | IP67, IP69K | **M22-PVT45P-MPI**<br>121463 | | 1 off |
| **Emergency stop pushbutton actuators**<br>Release by turning with key<br>Palm-shaped, diameter 45 mm<br>With 1 key | | | | | | | | |
|  | Non-illuminated | Individual lock mechanism MS1<br>Not suitable for master key systems | ● | RAL 3000 | IP67, IP69K | **M22-PVS45P-MS1**<br>121468 | | 1 off |
| | Non-illuminated | Individual lock mechanisms MS1 - MS20<br>Not suitable for master key systems<br>*→1, 2, 3, ...20 | ● | RAL 3000 | IP67, IP69K | **M22-PVS45P-MS***<br>121470 | | 1 off |
| | Non-illuminated | Individual lock mechanism Ronis 455<br>Not suitable for master key systems | ● | RAL 3000 | IP67, IP69K | **M22-PVS45P-RS**<br>121466 | | 1 off |
| **Emergency stop pushbutton actuators**<br>Release by turning<br>Palm-shaped, diameter 60 mm | | | | | | | | |
| 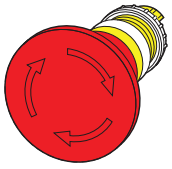 | Non-illuminated | – | ● | RAL 3000 | IP67, IP69K | **M22-PVT60P**<br>121464 | | 1 off |
| 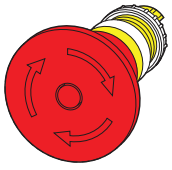 | Illuminated with LED element | – | ● | RAL 3000 | IP67, IP69K | **M22-PVLT60P**<br>121461 | | 1 off |

**Information relevant for export to North America** NA Certification Request filed for UL and CSA

| | Illumination | | Colour mushroom head | RAL no. | Protection type | Bezel: silver<br>**Part no.**<br>Article no. | **Price**<br>See price list | Std. pack |
|---|---|---|---|---|---|---|---|---|
| **Emergency stop pushbutton actuators** | | | | | | | | |
| with mechanical switch position indication<br>Release by turning<br>Palm-shaped, diameter 60 mm | | | | | | | | |
| 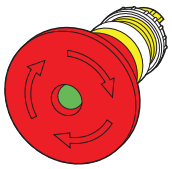 | Non-illuminated | Switch position indication green<br>→ pushbutton released<br>Switch position indication red<br>→ pushbutton actuated | ● | RAL 3000 | IP67, IP69K | **M22-PVT60P-MPI**<br>121465 | | 1 off |
| **Emergency stop pushbutton/Emergency switching-off pushbuttons** | | | | | | | | |
| Release by turning with key<br>Palm-shaped, diameter 60 mm<br>With 1 key | | | | | | | | |
| 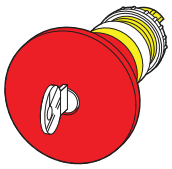 | Non-illuminated | Individual lock mechanism MS1<br>Not suitable for master key systems | ● | RAL 3000 | IP67, IP69K | **M22-PVS60P-MS1**<br>121469 | | 1 off |
| | Non-illuminated | Individual lock mechanisms MS1 - MS20<br>Not suitable for master key systems<br>*→1, 2, 3, ...20 | ● | RAL 3000 | IP67, IP69K | **M22-PVS60P-MS***<br>121471 | | 1 off |
| | Non-illuminated | Individual lock mechanism Ronis 455<br>not suitable for master key systems | ● | RAL 3000 | IP67, IP69K | **M22-PVS60P-RS**<br>121467 | | 1 off |

**Information relevant for export to North America** NA Certification Request filed for UL and CSA

| | RAL value | Protection type | **Part no.** Article no. | **Price** See price list | Std. pack | **Information relevant for export to North America** |
|---|---|---|---|---|---|---|
| **Guard-ring** | | | | | | |
| Protection against accidental actuation | | | | | | |
|  | RAL 1004 | IP65 | **M22-XGPV** 231273 | | 1 off | Product Standards: IEC/EN 60947-5; UL 508; CSA-C22.2 No. 14-05; CSA-C22.2 No. 94-91; CE marking<br>UL File No.: E29184<br>UL CCN: NKCR<br>CSA File No.: 012528<br>CSA Class No.: 3211-03<br>NA Certification: UL Listed, CSA certified<br>Degree of Protection: UL/CSA Type 3R, 4X, 12, 13 |
| **Sealable shroud** | | | | | | |
| For devices with mushroom diameter 38 mm transparent with collapse point, can be reused after Emergency Stop/ switching off in a 30 × 50 grid, adjacent drilling dimensions must be closed with blanking plugs M22(S)-B | | | | | | |
| 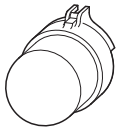 | – | IP65 | **M22-PL-PV** 216397 | | 2 off | UL/CSA certification not required |
| **LED-Illuminated ring** | | | | | | |
| Yellow with yellow LEDs<br>→ Engineering (circuit diagrams) | | | | | | |
| 60 mm diameter<br>24 V AC/DC<br>Three groups of 4 LEDs each (in series), can be actuated separately (e.g. for run light) | | | **M22-XPV60-Y-24** 121477 | | 1 off | NA Certification: Request filed for UL and CSA |
| 60 mm diameter<br>120 V AC<br>One group of 8 LEDs (in series) | | | **M22-XPV60-Y-120** 121476 | | 1 off | |
| 60 mm diameter<br>230 V AC<br>One group of 8 LEDs (in series) | | | **M22-XPV60-Y-230** 138280 | | 1 off | |
| **Customized complete unit** | | | | | | |
| → Engineering<br>To order use form F0315<br>→ Data sheet in Online Catalog<br>* = Freely selectable customer identification or stock no.; max. 10 characters. | | | | | | |
| | | | **M22-COMBINATION-*** 228298 | | 1 off | |

**Note:** Contact elements → Page 2/32

| | Inscription | Language | | RAL value | **Part no.** Article no. | **Price** See price list | Std. pack | **Information relevant for export to North America** |
|---|---|---|---|---|---|---|---|---|
| **Emergency-stop labels, IP66** | | | | | | | | |
| ATEX → Engineering | | | | | | | | |
| Lettering black | | | | | | | | |
| 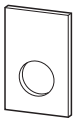 | Emergency-stop | en | ● | RAL 1004 | **M22-XZK1-D99** 121089 | | 10 off | UL/CSA certification not required |
| | Arresto di emergenza | it | ● | RAL 1004 | **M22-XZK1-I99** 121370 | | | |
| | HÄTÄPYSÄYTYS | fi | ● | RAL 1004 | **M22-XZK1-SF99** 121371 | | | |
| 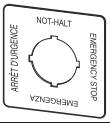 | Quadrilingual | de, en, fr, it | ● | RAL 1004 | **M22-XYK11** 121373 | | | |
|  | Quadrilingual | de, en, fr, it | ● | RAL 1004 | **M22-XAK11** 121085 | | | |
| | Quadrilingual | de, en, es, pt | ● | RAL 1004 | **M22-XAK12** 121086 | | | |
| | Quadrilingual | de, en, nl, fr | ● | RAL 1004 | **M22-XAK13** 121087 | | | |
| | Quadrilingual | en, sv, fi, da | ● | RAL 1004 | **M22-XAK14** 121088 | | | |
| | Quadrilingual | de, en, fr, it | ● | RAL 1004 | **M22-XBK11** 121372 | | | |
| **Emergency switching off label** | | | | | | | | |
| ATEX → Engineering | | | | | | | | |
| Lettering black | | | | | | | | |
| 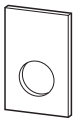 | NOT-AUS | de | ● | RAL 1004 | **M22-XZK-D99** 216471 | | 10 off | UL/CSA certification not required |
| | Emergency-Stop | en | ● | RAL 1004 | **M22-XZK-GB99** 216472 | | | |
| | Arrêt d'urgence | fr | ● | RAL 1004 | **M22-XZK-F99** 216473 | | | |
| | EMERGENZA | it | ● | RAL 1004 | **M22-XZK-I99** 216474 | | | |
| | NOODSTOP | nl | ● | RAL 1004 | **M22-XZK-NL99** 216475 | | | |
| | NÖDSTOPP | sv | ● | RAL 1004 | **M22-XZK-S99** 216476 | | | |
| | HÄTÄ-SEIS | fi | ● | RAL 1004 | **M22-XZK-SF99** 216477 | | | |
| | NØDSTOP | da | ● | RAL 1004 | **M22-XZK-DK99** 216478 | | | |
| 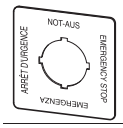 | – | de, en, fr, it | ● | RAL 1004 | **M22-XYK1** 216484 | | | |
|  | – | de, en, fr, it | ● | RAL 1004 | **M22-XAK1** 216465 | | | |
| | – | de, en, es, pt | ● | RAL 1004 | **M22-XAK2** 216466 | | | |
| | – | de, en, nl, fr | ● | RAL 1004 | **M22-XAK3** 216467 | | | |
| | – | en, sv, fi, da | ● | RAL 1004 | **M22-XAK4** 216468 | | | |
|  | Quadrilingual | de, en, fr, it | ● | RAL 1004 | **M22-XBK1** 216483 | | | |

| | Inscription | Language | | RAL value | **Part no.** Article no. | **Price** See price list | Std. pack | **Information relevant for export to North America** |
|---|---|---|---|---|---|---|---|---|
| **Emergency-Stop labels** | | | | | | | | |
| 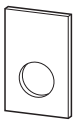 | – | – | ● | RAL 1004 | **M22-XZK-*** 216479 | | 10 off | UL/CSA certification not required |
| | Blank | – | ● | RAL 1004 | **M22-XZK** 216470 | | | |
| 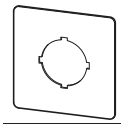 | With custom inscription via Labeleditor, →Engineering | – | ● | RAL 1004 | **M22-XYK-*** 231181 | | | |
| 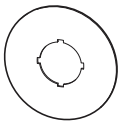 | With custom inscription via Labeleditor, →Engineering | – | ● | RAL 1004 | **M22-XAK-*** 216469 | | | |
| | Blank | – | ● | RAL 1004 | **M22-XAK** 216464 | | | |
|  | With custom inscription via Labeleditor, →Engineering | – | ● | RAL 1004 | **M22-XBK-*** 231762 | | | |
| | Blank | – | ● | RAL 1004 | **M22-XBK** 269580 | | | |

| | | Colour mushroom head | RAL no. | Protec-tion type | **Part no.** Article no. | **Price** See price list | Std. pack | **Information relevant for export to North America** |
|---|---|---|---|---|---|---|---|---|
| **Stop pushbuttons** | | | | | | | | |
| ATEX → Engineering | | | | | | | | |
| 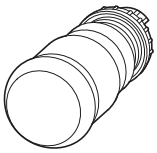 | Non-illuminated, pull to release | ● | RAL 9005 | IP66, 69K | **M22S-PV** 225528 | | 5 off | Product Standards: IEC/EN 60947-5; UL 508; CSA-C22.2 No. 14-05; CSA-C22.2 No. 94-91; CE marking<br>UL File No.: E29184<br>UL CCN: NKCR<br>CSA File No.: 012528<br>CSA Class No.: 3211-03<br>NA Certification: UL Listed, CSA certified<br>Degree of Protection: UL/CSA Type 3R, 4X, 12, 13 |
| | Non-illuminated, turn to release | ● | RAL 9005 | IP67, 69K | **M22S-PVT** 271499 | | | |
| 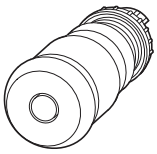 | Illuminated, pull to release | ● | RAL 9005 | IP66, 69K | **M22S-PVL** 230962 | | | |
| | Illuminated, turn to release | ● | RAL 9005 | IP67, 69K | **M22S-PVLT** 271540 | | | |
| **Guard-ring for Stop pushbutton** | | | | | | | | |
| 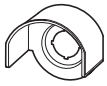 | – | – | – | IP67, 69K | **M22G-XGPV** 271610 | | 1 off | UL/CSA certification not required |

| | Button plate | Contact configuration: ⊖ = Safety function by positive opening according to IEC/EN 60947-5-1<br>N/O = normally open contact | NC = normally closed | Circuit Symbol | Protection type | Bezel: silver<br>**Part no.**<br>Article no. | **Price**<br>See price list | Std. pack |
|---|---|---|---|---|---|---|---|---|
| **Pushbutton actuator** | | | | | | | | |
| Flat actuator | | | | | | | | |
|  | ○ | – | 1 NC ⊖ |  | IP67, IP69K | **M22-D-R-X0/K01**<br>216510 | | 5 off |
| | I | 1 N/O | – |  | IP67, IP69K | **M22-D-G-X1/K10**<br>216512 | | 5 off |
| **Double actuator with LED element ancilliary lens white** | | | | | | | | |
| 85 - 264 V AC | | | | | | | | |
| 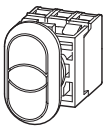 | I<br>□<br>0 | 1 N/O | 1 NC ⊖ | 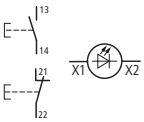 | IP66 | **M22-DDL-GR-X1/X0/K11/230-W**<br>216509 | | 5 off |
| **Selector switch actuators** | | | | | | | | |
| Thumb-grip, black<br>Maintained/momentary function, can be changed with coding adapters M22-XC-Y → Engineering<br>Switch positions 0, I and II correspond with the position of the actuator as viewed from the front.<br>Bezel gold-plated → Page 2/48 | | | | | | | | |
|  | 2 positions, maintained | – | 1 N/O | – | 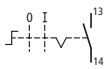 | IP66 | **M22-WRK/K10**<br>216518 | | 5 off |
| | 3 positions, maintained | – | 2 N/O | – | 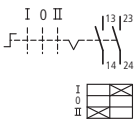 | IP66 | **M22-WRK3/K20**<br>216520 | | 5 off |
| **Key-operated button** | | | | | | | | |
| Maintained/momentary function and key withdraw convertible with coding adapters M22-XC → Engineering<br>2 positions, maintained<br>MS1 lock mechanism, with 1 key | | | | | | | | |
|  | – | – | 1 NC ⊖ | 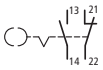 | IP66 | **M22-WRS/K11**<br>216517 | | 5 off |

**Information relevant for export to North America**

| | |
|---|---|
| Product Standards | IEC/EN 60947-5; UL 508; CSA-C22.2 No. 14-05; CSA-C22.2 No. 94-91; CE marking |
| UL File No. | E29184 |
| UL CCN | NKCR |
| CSA File No. | 012528 |
| CSA Class No. | 3211-03 |
| NA Certification | UL Listed, CSA certified |
| Degree of Protection | UL/CSA Type 3R, 4X, 12, 13 |

| | Number of locations | Contact configuration: ⊖ = Safety function by positive opening according to IEC/EN 60947-5-1 | | Circuit symbol | Color enclosure top | | Protection type | Bezel: silver<br>**Part no.**<br>Article no. | **Price**<br>See price list | Std. pack |
|---|---|---|---|---|---|---|---|---|---|---|
| | Number | N/O = normally open contact | NC = normally closed contact | | | RAL no. | | | | |
| **Pushbutton actuator** | | | | | | | | | | |
| Flush actuator | | | | | | | | | | |
|  | 1 | 1 N/O | 1 NC ⊖ | 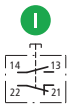 | | RAL 7035 | IP67, IP69K | **M22-D-G-X1/KC11/I**<br>216522 | | 1 off |
| | 1 | 1 N/O | 1 NC ⊖ |  | | RAL 7035 | IP67, IP69K | **M22-D-R-X0/KC11/I**<br>216521 | | 1 off |

**Information relevant for export to North America**

| | |
|---|---|
| Product Standards | IEC/EN 60947-5; UL 508; CSA-C22.2 No. 14-05; CSA-C22.2 No. 94-91; CE marking |
| UL CCN | NKCR |
| CSA File No. | 012528 |
| CSA Class No. | 3211-03 |
| NA Certification | UL Listed, CSA certified |
| Degree of Protection | UL/CSA Type 3R, 4X, 12, 13 |

| | | | | | | | | | | |
|---|---|---|---|---|---|---|---|---|---|---|
| **Key-operated button** | | | | | | | | | | |
| Maintained/momentary function and key withdraw convertible with coding adapters M22-XC → Engineering<br>with 1 key<br>2 positions, maintained<br>Lock mechanism MS1 | | | | | | | | | | |
| 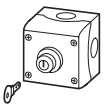 | 1 | 1 N/O | 1 NC ⊖ |  | | RAL 7035 | IP66 | **M22-WRS/KC11/I**<br>216526 | | 1 off |
| **Two-way pushbutton station** | | | | | | | | | | |
| Without indicator light | | | | | | | | | | |
| Without indicator light<br> 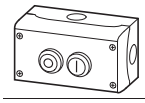 | 2 | 2 N/O | 2 NC ⊖ | 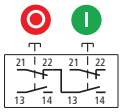 | | RAL 7035 | IP67, IP69K | **M22-I2-M1**<br>216529 | | 1 off |
| With indicator light, white<br>LED element<br>85 - 264 V AC<br> 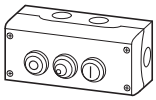 | 2 | 2 N/O | 2 NC ⊖ | 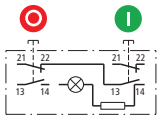 | | RAL 7035 | IP67, IP69K | **M22-I3-M2**<br>216533 | | 1 off |
| **Three-way pushbutton station** | | | | | | | | | | |
| 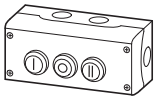 | 3 | 3 N/O | 3 NC ⊖ | 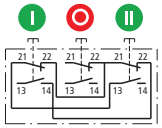 | | RAL 7035 | IP67, IP69K | **M22-I3-M1**<br>216532 | | 1 off |
| **ustomized complete unit** | | | | | | | | | | |
| → Engineering<br>To order use form FO315 → Data sheet in Online Catalog<br>* = Freely selectable customer identification or stock no.; max. 10 characters. | | | | | | | | **M22-COMBINATION-***<br>228298 | | 1 off |

**Information relevant for export to North America**

| | |
|---|---|
| Product Standards | IEC/EN 60947-5; UL 508; CSA-C22.2 No. 14-05; CSA-C22.2 No. 94-91; CE marking |
| UL File No. | E29184 |
| UL CCN | NKCR |
| CSA File No. | 012528 |
| CSA Class No. | 3211-03 |
| NA Certification | UL Listed, CSA certified |
| Degree of Protection | UL/CSA Type 3R, 4X, 12, 13 |

**Double pushbutton actuators with indicator light, IP66**

ATEX → Engineering
White acillary lens
Momentary
Bezel gold-plated → Page 2/48



| Construction type | Button plate | Bezel: silver<br>**Part no.**<br>Article no. | **Price**<br>See price list | Bezel: black<br>**Part no.**<br>Article no. | **Price**<br>See price list | Std. pack | **Information relevant for export to North America** |
|---|---|---|---|---|---|---|---|
| Pushbuttons and indicator lights protruding | | **M22-DDL-GR**<br>216698 | | **M22S-DDL-GR**<br>216699 | | 5 off | Product Standards: IEC/EN 60947-5; UL 508; CSA-C22.2 No. 14-05; CSA-C22.2 No. 94-91; CE marking<br>UL File No.: E29184<br>UL CCN: NKCR<br>CSA File No.: 012528<br>CSA Class No.: 3211-03<br>NA Certification: UL Listed, CSA certified<br>Degree of Protection: UL/CSA Type 3R, 4X, 12, 13 |
| | I<br>0 | **M22-DDL-GR-X1/X0**<br>216700 | | **M22S-DDL-GR-X1/X0**<br>216701 | | | |
| | START<br>STOP | **M22-DDL-GR-GB1/GB0**<br>216702 | | **M22S-DDL-GR-GB1/GB0**<br>216703 | | | |
| | | **M22-DDL-WS**<br>216704 | | **M22S-DDL-WS**<br>216705 | | | |
| | I<br>0 | **M22-DDL-WS-X1/X0**<br>216706 | | **M22S-DDL-WS-X1/X0**<br>216707 | | | |
| | START<br>STOP | **M22-DDL-WS-GB1/GB0**<br>216708 | | **M22S-DDL-WS-GB1/GB0**<br>216709 | | | |
| | ↑<br>↓ | **M22-DDL-S-X7/X7**<br>216710 | | **M22S-DDL-S-X7/X7**<br>216711 | | | |
| | +<br>– | **M22-DDL-S-X4/X5**<br>218145 | | **M22S-DDL-S-X4/X5**<br>218146 | | | |
| | With customized inscription to order via Labeleditor → Notes | **M22-DDL-*-*-***<br>226770 | | **M22S-DDL-*-*-***<br>230350 | | | |
| Pushbuttons and indicator lights flat | I<br>0 | **M22-DDLF-GR-X1/X0**<br>284814 | | **M22S-DDLF-GR-X1/X0**<br>284815 | | 5 off | Product Standards: IEC/EN 60947-5; UL 508; CSA-C22.2 No. 14-05; CSA-C22.2 No. 94-91; CE marking<br>NA Certification: Request filed for UL and CSA<br>Degree of Protection: UL/CSA Type 3R, 4X, 12, 13 |
| | I<br>0 | **M22-DDLF-WS-X1/X0**<br>284816 | | **M22S-DDLF-WS-X1/X0**<br>284817 | | | |
| | With customized inscription to order via Labeleditor → Notes | **M22-DDLF-*-*-***<br>284818 | | **M22S-DDLF-*-*-***<br>284819 | | | |
| Pushbutton I and indicator light flat, pushbutton 0 protruding | I<br>0 | **M22-DDLM-GR-X1/X0**<br>284830 | | **M22S-DDLM-GR-X1/X0**<br>284831 | | 5 off | |
| | I<br>0 | **M22-DDLM-WS-X1/X0**<br>284832 | | **M22S-DDLM-WS-X1/X0**<br>284833 | | | |
| | With customized inscription to order via Labeleditor → Notes | **M22-DDLM-*-*-***<br>107062 | | | | | |

**Notes**

1st wildcard (*) = Colour of button plate
B = blue, G = green, R = red, B = black
B/S = top blue/bottom black
G/R = top green/bottom red
G/S = top green/bottom black
W/S = top white/bottom black.

Wildcard 2 and 3 (*) = File name assigned by Labeleditor (enter twice), for further color combinations please enquire → Engineering

| | Button plate | Bezel: silver<br>**Part no.**<br>Article no. | **Price**<br>See price list | Std. pack | Bezel: black<br>**Part no.**<br>Article no. | **Price**<br>See price list | Std. pack | **Notes** |
|---|---|---|---|---|---|---|---|---|
| **Pushbutton actuators IP67, IP69K** | | | | | | | | |
| ATEX → Engineering | | | | | | | | |
| Bezel gold-plated → Page 2/48 | | | | | | | | |
| Actuator flat momentary  | ● | **M22-D-S**<br>216590 | | 10 off | **M22S-D-S**<br>216591 | | 10 off | – |
| | ○ | **M22-D-W**<br>216592 | | | **M22S-D-W**<br>216593 | | | – |
| | ● | **M22-D-R**<br>216594 | | | **M22S-D-R**<br>216595 | | | – |
| | ● | **M22-D-G**<br>216596 | | | **M22S-D-G**<br>216597 | | | – |
| | ● | **M22-D-Y**<br>216598 | | | **M22S-D-Y**<br>216599 | | | – |
| | ● | **M22-D-B**<br>216600 | | | **M22S-D-B**<br>216601 | | | – |
| | ● | **M22-D-GR**<br>132671 | | | **M22S-D-GR**<br>132672 | | | – |
| | – | **M22-D-X**<br>216602 | | | **M22S-D-X**<br>216604 | | | – |
| | – | **M22-D-X-GVP**<br>216603 | | 50 off | | | | – |
| | ◎ | **M22-D-R-X0**<br>216605 | | 10 off | **M22S-D-R-X0**<br>216606 | | 10 off | – |
| | ◎ | **M22-D-G-X1**<br>216607 | | | **M22S-D-G-X1**<br>216608 | | | – |
| | ◎ | **M22-D-S-X0**<br>216609 | | | **M22S-D-S-X0**<br>216610 | | | – |
| | ◎ | **M22-D-W-X1**<br>216611 | | | **M22S-D-W-X1**<br>216612 | | | – |
| Actuator flat, maintained  | ● | **M22-DR-S**<br>216613 | | 5 off | **M22S-DR-S**<br>216614 | | 5 off | **Programmable maintained/momentary pushbutton function** 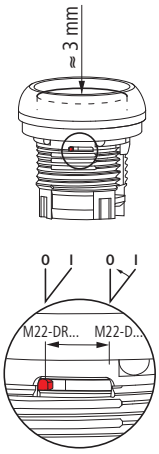  |
| | ○ | **M22-DR-W**<br>216615 | | | **M22S-DR-W**<br>216616 | | | |
| | ● | **M22-DR-R**<br>216617 | | | **M22S-DR-R**<br>216618 | | | |
| | ● | **M22-DR-G**<br>216619 | | | **M22S-DR-G**<br>216620 | | | |
| | ● | **M22-DR-Y**<br>216621 | | | **M22S-DR-Y**<br>216622 | | | |
| | ● | **M22-DR-B**<br>216623 | | | **M22S-DR-B**<br>216624 | | | |
| | – | **M22-DR-X**<br>216625 | | | **M22S-DR-X**<br>216627 | | | |
| | – | **M22-DR-X-GVP**<br>216626 | | 50 off | | | | |
| | ◎ | **M22-DR-R-X0**<br>216628 | | 5 off | **M22S-DR-R-X0**<br>216629 | | 5 off | |
| | ◎ | **M22-DR-G-X1**<br>216630 | | | **M22S-DR-G-X1**<br>216631 | | | |
| | ◎ | **M22-DR-S-X0**<br>216632 | | | **M22S-DR-S-X0**<br>216633 | | | |
| | ◎ | **M22-DR-W-X1**<br>216634 | | | **M22S-DR-W-X1**<br>216635 | | | |

**Information relevant for export to North America**

| | |
|---|---|
| Product Standards | IEC/EN 60947-5; UL 508; CSA-C22.2 No. 14-05; CSA-C22.2 No. 94-91; CE marking |
| UL File No. | E29184 |
| UL CCN | NKCR |
| CSA File No. | 012528 |
| CSA Class No. | 3211-03 |
| NA Certification | UL Listed, CSA certified |
| Degree of Protection | UL/CSA Type 3R, 4X, 12, 13 |

| | Button plate | Bezel: silver<br>**Part no.**<br>Article no. | **Price**<br>See price list | Std. pack | Bezel: black<br>**Part no.**<br>Article no. | **Price**<br>See price list | Std. pack | **Notes** |
|---|---|---|---|---|---|---|---|---|
| **Pushbutton actuators IP67, IP69K** | | | | | | | | |
| ATEX → Engineering | | | | | | | | |
| Bezel gold-plated → Page 2/48 | | | | | | | | |
| Actuator extended, momentary  | ● | **M22-DH-S**<br>216636 | | 5 off | **M22S-DH-S**<br>216637 | | 5 off | – |
| | ○ | **M22-DH-W**<br>216638 | | | **M22S-DH-W**<br>216639 | | | – |
| | ● | **M22-DH-G**<br>216643 | | | **M22S-DH-G**<br>216645 | | | – |
| | ● | **M22-DH-R**<br>216641 | | | **M22S-DH-R**<br>216642 | | | – |
| | ● | **M22-DH-Y**<br>216646 | | | **M22S-DH-Y**<br>216647 | | | – |
| | ● | **M22-DH-B**<br>216649 | | | **M22S-DH-B**<br>216650 | | | – |
| | ◎ | **M22-DH-R-X0**<br>216655 | | | **M22S-DH-R-X0**<br>216656 | | | – |
| | I | **M22-DH-G-X1**<br>216657 | | | **M22S-DH-G-X1**<br>216658 | | | – |
| | ◎ | **M22-DH-S-X0**<br>216659 | | | **M22S-DH-S-X0**<br>216660 | | | – |
| | I | **M22-DH-W-X1**<br>216661 | | | **M22S-DH-W-X1**<br>216662 | | | – |
| Actuator extended, maintained  | ● | **M22-DRH-S**<br>216663 | | 5 off | **M22S-DRH-S**<br>216664 | | 5 off | **Programmable maintained/momentary pushbutton function** 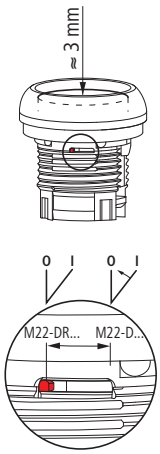  |
| | ○ | **M22-DRH-W**<br>216665 | | | **M22S-DRH-W**<br>216666 | | | |
| | ● | **M22-DRH-R**<br>216667 | | | **M22S-DRH-R**<br>216668 | | | |
| | ● | **M22-DRH-G**<br>216669 | | | **M22S-DRH-G**<br>216670 | | | |
| | ● | **M22-DRH-Y**<br>216671 | | | **M22S-DRH-Y**<br>216672 | | | |
| | ● | **M22-DRH-B**<br>216673 | | | **M22S-DRH-B**<br>216674 | | | |
| | ◎ | **M22-DRH-R-X0**<br>216675 | | | **M22S-DRH-R-X0**<br>216676 | | | |
| | I | **M22-DRH-G-X1**<br>216677 | | | **M22S-DRH-G-X1**<br>216678 | | | |
| | ◎ | **M22-DRH-S-X0**<br>216679 | | | **M22S-DRH-S-X0**<br>216680 | | | |
| | I | **M22-DRH-W-X1**<br>216681 | | | **M22S-DRH-W-X1**<br>216682 | | | |
| Pushbuttons with guard ring, momentary, IP66, IP69K | | | | | | | | |
| ATEX → Engineering | | | | | | | | |
| Bezel gold-plated → Page 2/48 | | | | | | | | |
|  | – | **M22-DG-X**<br>220921 | | 5 off | | | | – |

**Information relevant for export to North America**

| | |
|---|---|
| Product Standards | IEC/EN 60947-5; UL 508; CSA-C22.2 No. 14-05; CSA-C22.2 No. 94-91; CE marking |
| UL File No. | E29184 |
| UL CCN | NKCR |
| CSA File No. | 012528 |
| CSA Class No. | 3211-03 |
| NA Certification | UL Listed, CSA certified |
| Degree of Protection | UL/CSA Type 3R, 4X, 12, 13 |

| | Button plate | Colour of mushroom head | Bezel: silver<br>**Part no.**<br>Article no. | **Price**<br>See price list | Std. pack | Bezel: black<br>**Part no.**<br>Article no. | **Price**<br>See price list | Std. pack | **Notes** |
|---|---|---|---|---|---|---|---|---|---|
| **Mushroom-headed pushbuttons, IP67, IP69K** | | | | | | | | | |
| ATEX → Engineering | | | | | | | | | |
| Bezel gold-plated → Page 2/48 | | | | | | | | | |
| Momentary 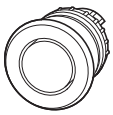 | ● | ● | **M22-DP-S**<br>216712 | | 5 off | **M22S-DP-S**<br>216713 | | 5 off | – |
| | ● | ● | **M22-DP-R**<br>216714 | | | **M22S-DP-R**<br>216715 | | | – |
| | ● | ● | **M22-DP-G**<br>216716 | | | **M22S-DP-G**<br>216717 | | | – |
| | ● | ● | **M22-DP-Y**<br>216718 | | | **M22S-DP-Y**<br>216719 | | | – |
| | ◎ | ● | **M22-DP-R-X0**<br>216720 | | | **M22S-DP-R-X0**<br>216721 | | | – |
| | I | ● | **M22-DP-G-X1**<br>216722 | | | **M22S-DP-G-X1**<br>216723 | | | – |
| | ◎ | ● | **M22-DP-S-X0**<br>216724 | | | **M22S-DP-S-X0**<br>216725 | | | – |
| | I | ● | **M22-DP-W-X1**<br>216726 | | | **M22S-DP-W-X1**<br>216727 | | | – |
| | – | ● | **M22-DP-S-X**<br>216728 | | | **M22S-DP-S-X**<br>216730 | | | – |
| | – | ● | **M22-DP-R-X**<br>216731 | | | **M22S-DP-R-X**<br>216733 | | | – |
| | – | ● | **M22-DP-G-X**<br>216734 | | | **M22S-DP-G-X**<br>216736 | | | – |
| | – | ● | **M22-DP-Y-X**<br>216737 | | | **M22S-DP-Y-X**<br>216739 | | | – |
| Maintained 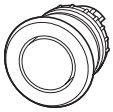 | ● | ● | **M22-DRP-S**<br>216743 | | 5 off | **M22S-DRP-S**<br>216744 | | 5 off | **Programmable maintained/ momentary pushbutton function** 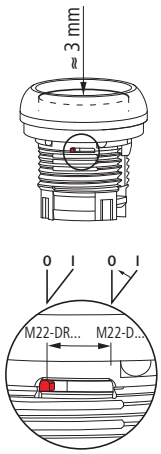  |
| | ● | ● | **M22-DRP-R**<br>216745 | | | **M22S-DRP-R**<br>216746 | | | |
| | ● | ● | **M22-DRP-G**<br>216747 | | | **M22S-DRP-G**<br>216748 | | | |
| | ● | ● | **M22-DRP-Y**<br>216749 | | | **M22S-DRP-Y**<br>216750 | | | |
| | ◎ | ● | **M22-DRP-R-X0**<br>216751 | | | **M22S-DRP-R-X0**<br>216752 | | | |
| | I | ● | **M22-DRP-G-X1**<br>216753 | | | **M22S-DRP-G-X1**<br>216754 | | | |
| | ◎ | ● | **M22-DRP-S-X0**<br>216755 | | | **M22S-DRP-S-X0**<br>216756 | | | |
| | I | ● | **M22-DRP-W-X1**<br>216757 | | | **M22S-DRP-W-X1**<br>216758 | | | |
| | – | ● | **M22-DRP-S-X**<br>216759 | | | **M22S-DRP-S-X**<br>216761 | | | |
| | – | ● | **M22-DRP-R-X**<br>216762 | | | **M22S-DRP-R-X**<br>216764 | | | |
| | – | ● | **M22-DRP-G-X**<br>216765 | | | **M22S-DRP-G-X**<br>216767 | | | |
| | – | ● | **M22-DRP-Y-X**<br>216768 | | | **M22S-DRP-Y-X**<br>216770 | | | |

**Information relevant for export to North America**

| | |
|---|---|
| Product Standards | IEC/EN 60947-5; UL 508; CSA-C22.2 No. 14-05; CSA-C22.2 No. 94-91; CE marking |
| UL File No. | E29184 |
| UL CCN | NKCR |
| CSA File No. | 012528 |
| CSA Class No. | 3211-03 |
| NA Certification | UL Listed, CSA certified |
| Degree of Protection | UL/CSA Type 3R, 4X, 12, 13 |

| Function: ▷ = Momentary, ▽ = Maintained | Button plate | Inscription | Function | Bezel: Silver **Part no.** Article no. | **Price** See price list | Std. pack | Bezel: black **Part no.** Article no. | **Price** See price list | Std. pack |
|---|---|---|---|---|---|---|---|---|---|
| **Selector switch actuators, IP66** | | | | | | | | | |
| ATEX → Engineering; Bezel gold-plated → Page 2/48<br>Maintained/momentary, can be changed with coding adapter kit → Page 2/23 | | | | | | | | | |
| Two positions | | | | | | | | | |
| With rotary knob | | | | | | | | | |
|  ▷ 40° | 1 0 | – | – | **M22-W** 216853 | | 5 off | **M22S-W** 216854 | | 5 off |
| ▽ 60° | 1 0 | – | – | **M22-WR** 216855 | | | **M22S-WR** 216856 | | |
| ▽ 60° | key I | – | – | **M22-WR-X92** 216857 | | | **M22S-WR-X92** 216858 | | |
| ▽ 60° | | AUTO HAND | – | **M22-WR-X91** 216859 | | | **M22S-WR-X91** 216860 | | |
| ▽ 60° | | * = with customized inscription through Labeleditor → Engineering | – | **M22-WR-*** 226836 | | | **M22S-WR-*** 226837 | | |
| With thumb-grip | | | | | | | | | |
|  ▷ 40° | – | – | – | **M22-WK** 216865 | | 5 off | **M22S-WK** 216866 | | 5 off |
| ▽ 60° | – | – | – | **M22-WRK** 216867 | | 10 off | **M22S-WRK** 216869 | | 10 off |
| ▽ 60° | – | – | – | **M22-WRK-GVP** 216868 | | 50 off | | | off |
| With thumb-grip, V position | | | | | | | | | |
|  ▽ 60° | – | – | – | **M22-WKV** 216874 | | 5 off | **M22S-WKV** 216875 | | 5 off |
| 3 positions (with plunger bridge → engineering) | | | | | | | | | |
| With rotary knob | | | | | | | | | |
|  40° ◁▷ 40° | 1 0 3 | – | – | **M22-W3** 216861 | | 5 off | **M22S-W3** 216862 | | 5 off |
| 60° ▽▽ 60° | 1 0 3 | – | – | **M22-WR3** 216863 | | | **M22S-WR3** 216864 | | |
| 60° ▽▽ 60° | 1 0 3 | AUTO 0 MAN. | – | **M22-WR3-X94** 226838 | | | **M22S-WR3-X94** 226839 | | |
| 60° ▽▽ 60° | 1 0 3 | * = with customized inscription through Labeleditor → Engineering | – | **M22-WR3-*** 226840 | | | **M22S-WR3-*** 226841 | | |
| With thumb-grip | | | | | | | | | |
|  40° ◁▷ 40° | – | – | – | **M22-WK3** 216870 | | 5 off | **M22S-WK3** 216871 | | 5 off |
| 60° ▽▽ 60° | – | – | – | **M22-WRK3** 216872 | | | **M22S-WRK3** 216873 | | |
| | – | – | – | **M22-WRK3-*[1)]** 217436 | | | **M22S-WRK3-*[1)]** 217437 | | |
| 4 positions<br>Not suitable for coding adapters<br>Use fixing adapter M22-A4 → Page 2/31,labels → Page 2/25 | | | | | | | | | |
| With rotary knob | | | | | | | | | |
|  45° | | – | 0 1 2 3 4 | **M22-WR4** 279419 | | 5 off | **M22S-WR4** 279430 | | 5 off |
| With thumb-grip | | | | | | | | | |
|  45° | | – | 0 1 2 3 4 | **M22-WRK4** 279431 | | 5 off | **M22S-WRK4** 279432 | | 5 off |

**Notes**

[1)] The * wildcard can represent values 1 or 2:
* = 1: for 60° ▷ 40°
* = 2: for 40° ▽ 60°

**Information relevant for export to North America**

| | |
|---|---|
| Product Standards | IEC/EN 60947-5; UL 508; CSA-C22.2 No. 14-05; CSA-C22.2 No. 94-91; CE marking |
| UL File No. | E29184 |
| UL CCN | NKCR |
| CSA File No. | 012528 |
| CSA Class No. | 3211-03 |
| NA Certification | UL Listed, CSA certified |
| Degree of Protection | UL/CSA Type 3R, 4X, 12, 13 |

| | Function: ⊳ = Momentary, ⊻ = Maintained | Key withdrawable in position | | | Bezel: Silver Part no. Article no. | Price See price list | Std. pack | Bezel: black Part no. Article no. | Price See price list | Std. pack |
|---|---|---|---|---|---|---|---|---|---|---|
| **Key-operated buttons for individual lock mechanisms, IP66.** ATEX Ex → Engineering<br>Bezel gold-plated → Page 2/48<br>Not suitable for master key systems<br>With 1 key<br>Convertible maintained/momentary function and key withdraw → Page 2/23 | | | | | | | | | | |
| Two positions | | | | | | | | | | |
| Lock mechanism MS1 | ⊳ 40° | – | 0 | – | **M22-WS** 216881 | | 1 off | **M22S-WS** 216882 | | 1 off |
| | ⊻ 60° | – | 0 | I | **M22-WRS** 216887 | | 5 off | **M22S-WRS** 216889 | | 5 off |
| | ⊻ 60° | – | 0 | I | **M22-WRS-GVP** 216888 | | 25 off | | | |
| | ⊻ 60° | – | 0 | – | **M22-WRS-A1** 229092 | | 5 off | **M22S-WRS-A1** 229093 | | 5 off |
| Lock mechanism MS2 – MS20 (Lock mechanism number in the type designation) | ⊳ 40° | – | 0 | – | **M22-WS-MS*1)** 216883 | | 1 off | **M22S-WS-MS*1)** 216884 | | 1 off |
| | ⊻ 60° | – | 0 | I | **M22-WRS-MS*1)** 216890 | | 1 off | **M22S-WRS-MS*1)** 216891 | | 1 off |
| | ⊻ 50° | – | 0 | – | **M22-WRS-MS*-A1 1)** 217440 | | 5 off | **M22S-WRS-MS*-A1 1)** 217441 | | 5 off |
| 3 positions (with plunger bridge → Engineering) | | | | | | | | | | |
| Lock mechanism MS1 | 40° ⇅ 40° | – | 0 | – | **M22-WS3** 216894 | | 1 off | **M22S-WS3** 216895 | | 1 off |
| | 60° ⇅ 60° | I | 0 | II | **M22-WRS3** 216900 | | 5 off | **M22S-WRS3** 216901 | | 5 off |
| | 60° ⇅ 60° | I | 0 | II | **M22-WRS3-GVP** 216902 | | 25 off | | | |
| | ⇅ | Selectable 2) | – | – | **M22-WRS3-A*1)4)** 229094 | | 5 off | **M22S-WRS3-A*1)4)** 229095 | | 5 off |
| Lock mechanism MS1 – MS20 (Lock mechanism number in the type designation) | Selectable | Selectable 2) | – | – | **M22-WRS3-MS*-A*1)2)** 217442 | | 5 off | **M22S-WRS3-MS*-A*1)2)** 217443 | | 5 off |
| | 40° ⇅ 40° | – | 0 | – | **M22-WS3-MS*1)** 216896 | | 1 off | **M22S-WS3-MS*1)** 216897 | | 1 off |
| | 60° ⇅ 60° | I | 0 | II | **M22-WRS3-MS*1)** 216903 | | 1 off | **M22S-WRS3-MS*1)** 216904 | | 1 off |
| 2 or 3 positions | | | | | | | | | | |
| Lock mechanism MS1 – MS20 (Lock mechanism number in the type designation) | Selectable | Selectable | – | – | **M22-WRS*-MS*-*1)3)** 262521 | | 1 off | | | |

**Information relevant for export to North America**

| | |
|---|---|
| Product Standards | IEC/EN 60947-5; UL 508; CSA-C22.2 No. 14-05; CSA-C22.2 No. 94-91; CE marking |
| UL File No. | E29184 |
| UL CCN | NKCR |
| CSA File No. | 012528 |
| CSA Class No. | 3211-03 |
| NA Certification | UL Listed, CSA certified |
| Degree of Protection | UL/CSA Type 3R, 4X, 12, 13 |

## M22-W(R)S...

HPL02022EN

| Function: ▷ = Momentary, ⌊ = Maintained | Key withdrawable in position | Bezel: Silver Part no. Article no. | Price See price list | Std. pack | Bezel: black Part no. Article no. | Price See price list | Std. pack |
|---|---|---|---|---|---|---|---|
| **Individual keys** | | | | | | | |
| Replacement key for keyswitch AUTO - OFF/RESET - MANUAL  | | | | | | | |
| For lock mechanism MS1 | | **M22-ES-MS1** 216416 | | 5 off | | | |
| For lock mechanism MS2 – MS20 | | **M22-ES-MS*** 216417 | | 1 off | | | |

**Notes**

[1] Delivery: 4 weeks from receipt of order by the factory
[2] Example: M22(S)-WRS3-MS*-A*

MS*: * = MS1- MS20 (number of individual lock mechanisms)

A*:
- * = 1, function ⇓, withdrawable in switch position 0
- * = 2, function ⇓, withdrawable in switch position I, 0
- * = 3, function ⇓, withdrawable in switch position 0, II
- * = 4, function ⇓▷, withdrawable in switch position I, 0
- * = 5, function ⇓▷, withdrawable in switch position 0
- * = 6, function ◁⇓, withdrawable in switch position 0, II
- * = 7, function ◁⇓, withdrawable in switch position 0
- * = 10, function ⇓, withdrawable in switch position I, II

[3] Example: M22(S)-WRS*-MS*-*

WRS*: * = 2 or 3 positions (function and key withdrawability as M22-WRS or M22-WRS3)

MS*: * = MS1- MS20 (number of individual lock mechanism)

-*: * = Customized inscription using Labeleditor; For * enter the automatically generated file name (→ Engineering) or "blank" if no inscription required

[4] Version A10 can not be selected.

**Information relevant for export to North America**

UL/CSA certification not required

| | Function: ▷ = Momentary, ⌊ = Maintained | Key withdrawable in position | Bezel: Silver<br>**Part no.** Article no. | **Price** See price list | Std. pack | Bezel: black<br>**Part no.** Article no. | **Price** See price list | Std. pack |
|---|---|---|---|---|---|---|---|---|
| **Key-operated button actuators for master key systems IP66** | | | | | | | | |
| ATEX → Engineering<br>Bezel gold-plated → Page 2/48<br>With two keys | | | | | | | | |
| Two positions 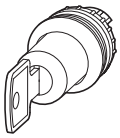 | ▷ 40° | 0 | **M22-WS-SA(*)-***<br>216885 | | 5 off | **M22S-WS-SA(*)-***<br>216886 | | 5 off |
| | ⌊ 60° | 0 | **M22-WRS-SA(*)-***<br>216892 | | | **M22S-WRS-SA(*)-***<br>216893 | | |
| | 60° ⌊ | 0 I | **M22-WRS-SA(*)-*-A8**<br>285537 | | | **M22S-WRS-SA(*)-*-A8**<br>285538 | | |
| 3 positions 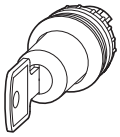 | 60° ⌊▷ 60° | I 0 II | **M22-WRS3-SA(*)-*-A9**<br>285539 | | | **M22S-WRS3-SA(*)-*-A9**<br>285581 | | |
| | 40° ◁▷ 40° | 0 | **M22-WS3-SA(*)-***<br>216898 | | | **M22S-WS3-SA(*)-***<br>216899 | | |
| | 60° ⌊▷ 60° | 0 | **M22-WRS3-SA(*)-***<br>216905 | | | **M22S-WRS3-SA(*)-***<br>216906 | | |

**Information relevant for export to North America**

| | |
|---|---|
| Product Standards | IEC/EN 60947-5; UL 508; CSA-C22.2 No. 14-05; CSA-C22.2 No. 94-91; CE marking |
| UL File No. | E29184 |
| UL CCN | NKCR |
| CSA File No. | 012528 |
| CSA Class No. | 3211-03 |
| NA Certification | UL Listed, CSA certified |
| Degree of Protection | UL/CSA Type 3R, 4X, 12, 13 |

| | | | | | | | | |
|---|---|---|---|---|---|---|---|---|
| **Individual key for master key systems** | | | | | | | | |
| ATEX → Engineering | | | | | | | | |
|  | | 0 | **M22-ES-SA(*)-***<br>217444 | | 10 off | | | |

**Notes** Master key systems: Delivery time 4 to 6 weeks after receipt of order
To order use form FO276 → Data sheet in Online Catalog

**Information relevant for export to North America**

UL/CSA certification not required

| | | Function | | **Part no.** Article no. | **Price** See price list | Std. pack |
|---|---|---|---|---|---|---|
| **Coding kit** | | | | | | |
| Not for key-operated button for master key systems | | | | | | |
| To change key withdraw functionality → Engineering | 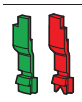 | 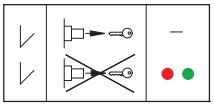 | 50° | **M22-XC-R**<br>216406 | | 10 off |
| To change maintained/momentary functionality → Engineering |  | 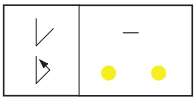 | 40° | **M22-XC-Y**<br>216407 | | 10 off |

**Information relevant for export to North America**

UL/CSA certification not required

| | Inscrip-tion | Function: = Momentary / = Maintained | For use with | Bezel: Silver Part no. Article no. | Price See price list | Std. pack | Bezel: black Part no. Article no. | Price See price list | Std. pack |
|---|---|---|---|---|---|---|---|---|---|
| **Joystick, IP66** | | | | | | | | | |
| ATEX → Engineering<br>Bezel gold-plated → Page 2/48, use adapter M22-A4<br>→ Page 1/11 With one operating point per operating direction | | | | | | | | | |
|  2 positions | | | – | **M22-WJ2H** 289195 | | 1 off | **M22S-WJ2H** 289197 | | 1 off |
| | | | – | **M22-WRJ2H** 289199 | | | **M22S-WRJ2H** 289241 | | |
| | | | – | **M22-WJ2V** 289196 | | | **M22S-WJ2V** 289198 | | |
| | | | – | **M22-WRJ2V** 289240 | | | **M22S-WRJ2V** 289242 | | |
| 4 positions | | | – | **M22-WRJ4** 279415 | | 5 off | **M22S-WRJ4** 279416 | | 5 off |
| 4 positions | | | – | **M22-WJ4** 279417 | | 5 off | **M22S-WJ4** 279418 | | 5 off |

**Information relevant for export to North America**

| | |
|---|---|
| Product Standards | IEC/EN 60947-5; UL 508; CSA-C22.2 No. 14-05; CSA-C22.2 No. 94-91; CE marking |
| UL File No. | E29184 |
| UL CCN | NKCR |
| CSA File No. | 012528 |
| CSA Class No. | 3211-03 |
| NA Certification | UL Listed, CSA certified |
| Degree of Protection | UL/CSA Type 3R, 4X, 12, 13 |

With two operating points per operating direction
These joysticks are combined with normal normally open contacts M22-K10 and normally open contacts M22-K10P.

| | | | | | | | | | |
|---|---|---|---|---|---|---|---|---|---|
|  2 positions | | | – | **M22-WJ2H-2P** 111508 | | 1 off | | | |
| 2 positions | | | – | **M22-WJ2V-2P** 111507 | | 1 off | | | |
| 4 positions | | | – | **M22-WJ4-2P** 110836 | | 1 off | | | |

**Information relevant for export to North America**

| | |
|---|---|
| NA Certification | Request filed for UL and CSA |

| | | | | | | | | | |
|---|---|---|---|---|---|---|---|---|---|
| **Pushbuttons, IP66, 4-way** | | | | | | | | | |
| ATEX → Engineering | | | | | | | | | |
| Pushbuttons not mechanically interlocked  | No inscription, push-button color black | | – | **M22-D4-S** 279411 | | 5 off | **M22S-D4-S** 279412 | | 5 off |
| | Custom pushbutton color and inscription, → Notes | | – | **M22-D4-*-*** 279413 | | 5 off | **M22S-D4-*-*** 279414 | | 5 off |
| 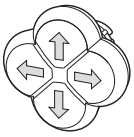 | Arrows white, push-button color black | | – | **M22-D4-S-X7** 286336 | | 5 off | **M22S-D4-S-X7** 286337 | | 5 off |
| Opposite pushbutton mechanically inter-locked  | Arrows white, push-button color black | | – | **M22-DI4-S-X7** 286338 | | 5 off | **M22S-DI4-S-X7** 286339 | | 5 off |
| | Custom pushbutton color and inscription, → Notes | | – | **M22-DI4-*-*** 286340 | | 5 off | **M22S-DI4-*-*** 286341 | | 5 off |

**Notes**

-*-*: * B = blue, G = green, R = red, B = black, W = white, Y = yellow
State colors clockwise, starting at 12:00 o'clock




-*-*: * = File name generated by Labeleditor
→ Engineering

**Information relevant for export to North America**

| | |
|---|---|
| Product Standards | IEC/EN 60947-5; UL 508; CSA-C22.2 No. 14-05; CSA-C22.2 No. 94-91; CE marking |
| UL File No. | E29184 |
| UL CCN | NKCR |
| CSA File No. | 012528 |
| CSA Class No. | 3211-03 |
| NA Certification | UL Listed, CSA certified |
| Degree of Protection | UL/CSA Type 3R, 4X, 12, 13 |

HPL02025EN

| | Inscription | For use with | Bezel: Silver<br>**Part no.**<br>Article no. | **Price**<br>See price list | Std. pack | **Information relevant for export to North America** |
|---|---|---|---|---|---|---|
| **Labels** | | | | | | |
|  | No inscription | Joystick<br>4-way selector switch actuators | **M22-XCK**<br>279433 | | 10 off | UL/CSA certification not required |
|  | 4 direction arrows | Joystick<br>4-way selector switch actuators | **M22-XCK1**<br>279434 | | | |
| 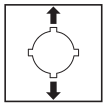 | 2 direction arrows, can be turned through 90° | Joystick 2 positions | **M22-XCK3**<br>290260 | | | |
|  | 0-1-0-2-0-3-0-4 | 4-way selector switch actuators | **M22-XCK2**<br>279435 | | | |
|  | With customized inscription to order via Labeleditor<br>→ Engineering | Joystick<br>4-way selector switch actuators | **M22-XCK-***<br>279436 | | | |

**Notes**

-*-*: * B = blue, G = green, R = red, B = black, W = white, Y = yellow
State colors clockwise, starting at 12:00 o'clock,




-*-*: * = File name generated by Labeleditor
→ Engineering

| | Color | Construction | Protection | **Part no.** Article no. | **Price** See price list | Std. pack | **Information relevant for export to North America** |
|---|---|---|---|---|---|---|---|
| **Indicator lights** | | | | | | | |
| LEDs for indicator lights → Page 2/33 and following | | | | | | | |
|  | ○ White | Flat | IP67, IP69K | **M22-L-W** 216771 | | 10 off | Product Standards: IEC/EN 60947-5; UL 508; CSA-C22.2 No. 14-05; CSA-C22.2 No. 94-91; CE marking<br>UL File No.: E29184<br>UL CCN: NKCR<br>CSA File No.: 012528<br>CSA Class No.: 3211-03<br>NA Certification: UL Listed, CSA certified<br>Degree of Protection: UL/CSA Type 3R, 4X, 12, 13 |
| | Red | Flat | IP67, IP69K | **M22-L-R** 216772 | | | |
| | Green | Flat | IP67, IP69K | **M22-L-G** 216773 | | | |
| | Yellow | Flat | IP67, IP69K | **M22-L-Y** 216774 | | | |
| | Blue | Flat | IP67, IP69K | **M22-L-B** 216775 | | | |
| | – Without lens[1)] | Flat | IP67, IP69K | **M22-L-X** 216776 | | | |
| | – | Flat | IP67, IP69K | **M22-L-X-GVP** 216777 | | 50 off | |
| ATEX → Engineering  | ○ White | Extended, conical | IP67, IP69K | **M22-LH-W** 216778 | | 10 off | |
| | Red | Extended, conical | IP67, IP69K | **M22-LH-R** 216779 | | | |
| | Green | Extended, conical | IP67, IP69K | **M22-LH-G** 216780 | | | |
| | Yellow | Extended, conical | IP67, IP69K | **M22-LH-Y** 216781 | | | |
| | Blue | Extended, conical | IP67, IP69K | **M22-LH-B** 216782 | | | |
| **Indicator lights conical, BA 9s** | | | | | | | |
| can be fitted in M20/M25 knockout in base<br>For filament and neon bulbs up to 2.4 W | | | | | | | |
|  | Red | Conical | IP67, IP69K | **L-R** 208689 | | 1 off | NA Certification: Request filed for UL and CSA<br>Degree of Protection: UL/CSA Type 3R, 4X, 12, 13 |
| | Green | Conical | IP67, IP69K | **L-G** 208690 | | | |
| | Yellow | Conical | IP67, IP69K | **L-Y** 208691 | | | |
| | ○ White | Conical | IP67, IP69K | **L-W** 208692 | | | |
| **Compact indicator lights** | | | | | | | |
| Without light elements<br>For filament bulbs, neon bulbs and LEDs up to 2.4 W<br>with BA 9s lamp socket | | | | | | | |
| 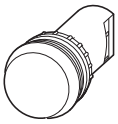 | ○ White | Flat | IP67, IP69K | **M22-LC-W** 216907 | | 10 off | Product Standards: IEC/EN 60947-5; UL 508; CSA-C22.2 No. 14-05; CE marking<br>UL File No.: E29184<br>UL CCN: NKCR<br>CSA File No.: 012528<br>CSA Class No.: 3211-03<br>NA Certification: UL Listed, CSA certified<br>Degree of Protection: UL/CSA Type 3R, 4X, 12, 13 |
| | Red | Flat | IP67, IP69K | **M22-LC-R** 216908 | | | |
| | Green | Flat | IP67, IP69K | **M22-LC-G** 216909 | | | |
| | Yellow | Flat | IP67, IP69K | **M22-LC-Y** 216910 | | | |
| | Blue | Flat | IP67, IP69K | **M22-LC-B** 216911 | | | |
| | – Without lens[1)] | Flat | IP67, IP69K | **M22-LC-X** 216912 | | | |
| ATEX → Engineering 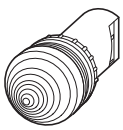 | ○ White | Extended, conical | IP67, IP69K | **M22-LCH-W** 216914 | | | |
| | Red | Extended, conical | IP67, IP69K | **M22-LCH-R** 216915 | | | |
| | Green | Extended, conical | IP67, IP69K | **M22-LCH-G** 216916 | | | |
| | Yellow | Extended, conical | IP67, IP69K | **M22-LCH-Y** 216917 | | | |
| | Blue | Extended, conical | IP67, IP69K | **M22-LCH-B** 216918 | | | |

**Notes** [1)] Lenses for indicator lights → Page 2/40

| | Circuit Symbol | Resistance R kΩ | Bezel: Silver **Part no.** Article no. | **Price** See price list | Std. pack | Bezel: black **Part no.** Article no. | **Price** See price list | Std. pack |
|---|---|---|---|---|---|---|---|---|
| **Potentiometer, IP66** | | | | | | | | |
| ATEX → Engineering Bezel gold-plated → Page 2/48 Three separate screw connections, $P_{max}$ = 0.5 W Accuracy of resistance value: ± 10% (linear) M22…RH with large operating head 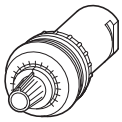 |  | 1 | **M22-R1K**[2] 229489 | | 1 off | **M22S-R1K**[2] 232231 | | 1 off |
| | | 4.7 | **M22-R4K7**[2] 229490 | | | **M22S-R4K7**[2] 232232 | | |
| | | 10 | **M22-R10K**[3] 229491 | | | **M22S-R10K**[3] 232233 | | |
| | | 47 | **M22-R47K**[2] 229492 | | | **M22S-R47K**[2] 232234 | | |
| | | 100 | **M22-R100K**[2] 229493 | | | **M22S-R100K**[2] 232235 | | |
| | | 470 | **M22-R470K**[2] 229494 | | | **M22S-R470K**[2] 232236 | | |
| | | Selectable + Notes[1] | **M22-R*-***[2] 263371 | | | **M22S-R*-***[2] 263372 | | |
| | | Selectable + Notes[1] | **M22-R*-*-RH**[2] 288863 | | | | | |

**Notes**

[1] When ordering, the type reference must include the following details:
First wildcard ≙ Resistance
2nd wildcard ≙ Standard scale/inscription

* – *: * = Available resistance value:
1K = 1 kΩ
2K2 = 2.2 kΩ
4K7 = 4.7 kΩ
10K = 10 kΩ
22K = 22 kΩ
47K = 47 kΩ
100K = 100 kΩ
470K = 470 kΩ
1M = 1 MΩ

* – *: * = Standard scale/inscription: X1000
No scale/label: „blank"

**Information relevant for export to North America**

[2] Product Standards: IEC/EN 60947-5; UL 508; CSA-C22.2 No. 14-05; CSA-C22.2 No. 94-91; CE marking
UL File No.: E29184
UL CCN: NKCR
CSA File No.: 012528
CSA Class No.: 3211-03
NA Certification: UL Listed, CSA certified
Degree of Protection: UL/CSA Type 3R, 4X, 12, 13

[3] Product Standards: IEC/EN 60947-5-1; UL 508; CSA-22.2 No. 14-05; CE marking
UL File No.: E29184
UL CCN: NKCR
CSA File No.: 012528
CSA Class No.: 3211-03
NA Certification: UL Listed, CSA certified
Degree of Protection: IEC: IP 66; UL/CSA Type: 3R, 4X, 12, 13

| | | Bezel: Silver **Part no.** Article no. | **Price** See price list | Std. pack | Bezel: black **Part no.** Article no. | **Price** See price list | Std. pack | **Information relevant for export to North America** |
|---|---|---|---|---|---|---|---|---|
| **Compact acoustic device, IP40** | | | | | | | | |
| 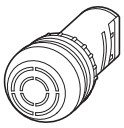 | Front black, without buzzer, BA 9s lamp socket | **M22-AMC** 229015 | | 1 off | | | | Product Standards: IEC/EN 60947-5; UL 508; CSA-C22.2 No. 14-05; CSA-C22.2 No. 94-91; CE marking<br>UL File No.: E29184<br>UL CCN: NKCR<br>CSA File No.: 012528<br>CSA Class No.: 3211-03<br>NA Certification: UL Listed, CSA certified<br>Degree of Protection: UL/CSA Type 3R, 4X, 12, 13 |
| **Buzzer for acoustic device** | | | | | | | | |
| for BA 9s base 83 dB/10 cm, 18 - 30 mA, positive pole at X1, f = 2300 Hz  | Continuous tone, 18 – 30 V AC/DC | **M22-XAM** 229025 | | 1 off | | | | Product Standards: IEC/EN 60947-5; UL 508; CSA-C22.2 No. 14-05; CE marking<br>UL File No.: E29184<br>UL CCN: NKCR<br>CSA File No.: 012528<br>CSA Class No.: 3211-03<br>NA Certification: UL Listed, CSA certified |
| | Pulsed tone, 24 V DC (+10 %/-15 %) | **M22-XAMP** 229028 | | 1 off | | | | |

| | Color Button plate | Bezel: Silver **Part no.** Article no. | **Price** See price list | Std. pack | Bezel: black **Part no.** Article no. | **Price** See price list | Std. pack | **Notes** |
|---|---|---|---|---|---|---|---|---|
| **Illuminated pushbutton actuators, IP67, IP69K** ATEX → Engineering | | | | | | | | |
| Bezel gold-plated → Page 2/48 Flat Momentary  | ○ | **M22-DL-W** 216922 | | 10 off | **M22S-DL-W** 216924 | | 10 off | – |
| | ● | **M22-DL-R** 216925 | | | **M22S-DL-R** 216926 | | | |
| | ● | **M22-DL-G** 216927 | | | **M22S-DL-G** 216928 | | | |
| | ● | **M22-DL-Y** 216929 | | | **M22S-DL-Y** 216930 | | | |
| | ● | **M22-DL-B** 216931 | | | **M22S-DL-B** 216932 | | | |
| | – | **M22-DL-X** 216933 | | | **M22S-DL-X** 216935 | | | |
| | – | **M22-DL-X-GVP** 216934 | | 50 off | | | | |
| | ◎ | **M22-DL-R-X0** 216936 | | 10 off | **M22S-DL-R-X0** 216937 | | 10 off | |
| | I | **M22-DL-G-X1** 216938 | | | **M22S-DL-G-X1** 216939 | | | |
| | ◎ | **M22-DL-W-X0** 216940 | | | **M22S-DL-W-X0** 216941 | | | |
| | I | **M22-DL-W-X1** 216942 | | | **M22S-DL-W-X1** 216943 | | | |
| Bezel gold-plated → Page 2/48 Flat Maintained  | ○ | **M22-DRL-W** 216944 | | 5 off | **M22S-DRL-W** 216945 | | 5 off | **Programmable maintained/momentary pushbutton function** 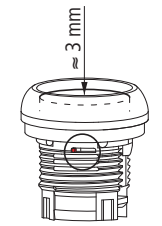  |
| | ● | **M22-DRL-R** 216946 | | | **M22S-DRL-R** 216947 | | | |
| | ● | **M22-DRL-G** 216948 | | | **M22S-DRL-G** 216949 | | | |
| | ● | **M22-DRL-Y** 216950 | | | **M22S-DRL-Y** 216951 | | | |
| | ● | **M22-DRL-B** 216952 | | | **M22S-DRL-B** 216953 | | | |
| | – | **M22-DRL-X** 216954 | | | **M22S-DRL-X** 216956 | | | |
| | – | **M22-DRL-X-GVP** 216955 | | 50 off | | | | |
| | ◎ | **M22-DRL-R-X0** 216957 | | 5 off | **M22S-DRL-R-X0** 216958 | | 5 off | 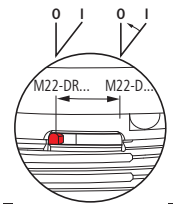  |
| | I | **M22-DRL-G-X1** 216959 | | | **M22S-DRL-G-X1** 216960 | | | |
| | ◎ | **M22-DRL-W-X0** 216961 | | | **M22S-DRL-W-X0** 216962 | | | |
| | I | **M22-DRL-W-X1** 216963 | | | **M22S-DRL-W-X1** 216964 | | | |
| Bezel gold-plated → Page 2/48 Extended Momentary  | ○ | **M22-DLH-W** 216965 | | 5 off | **M22S-DLH-W** 216966 | | 5 off | |
| | ● | **M22-DLH-R** 216967 | | | **M22S-DLH-R** 216968 | | | |
| | ● | **M22-DLH-G** 216969 | | | **M22S-DLH-G** 216970 | | | |
| | ● | **M22-DLH-Y** 216971 | | | **M22S-DLH-Y** 216972 | | | |
| | ● | **M22-DLH-B** 216973 | | | **M22S-DLH-B** 216974 | | | |
| | ◎ | **M22-DLH-R-X0** 216975 | | | **M22S-DLH-R-X0** 216976 | | | |
| | I | **M22-DLH-G-X1** 216977 | | | **M22S-DLH-G-X1** 216978 | | | |
| | ◎ | **M22-DLH-W-X0** 216979 | | | **M22S-DLH-W-X0** 216980 | | | |
| | I | **M22-DLH-W-X1** 216981 | | | **M22S-DLH-W-X1** 216982 | | | |

| | Color<br>Button plate | Bezel: Silver<br>**Part no.**<br>Article no. | **Price**<br>See price list | Std. pack | Bezel: black<br>**Part no.**<br>Article no. | **Price**<br>See price list | Std. pack | **Notes** |
|---|---|---|---|---|---|---|---|---|
| ATEX → Engineering | | | | | | | | |
| Bezel gold-plated → Page 2/48<br>Extended Maintained<br>  | ○ | **M22-DRLH-W**<br>216788 | | 5 off | **M22S-DRLH-W**<br>216791 | | 5 off | **Programmable maintained/momentary pushbutton function**<br> 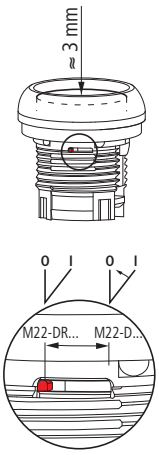 |
| | ● | **M22-DRLH-R**<br>216789 | | | **M22S-DRLH-R**<br>216792 | | | |
| | ● | **M22-DRLH-G**<br>216796 | | | **M22S-DRLH-G**<br>216798 | | | |
| | ● | **M22-DRLH-Y**<br>216799 | | | **M22S-DRLH-Y**<br>216801 | | | |
| | ● | **M22-DRLH-B**<br>216802 | | | **M22S-DRLH-B**<br>216803 | | | |
| | ○ | **M22-DRLH-R-X0**<br>216804 | | | **M22S-DRLH-R-X0**<br>216808 | | | |
| | I | **M22-DRLH-G-X1**<br>216805 | | | **M22S-DRLH-G-X1**<br>216809 | | | |
| | ○ | **M22-DRLH-W-X0**<br>216806 | | | **M22S-DRLH-W-X0**<br>216810 | | | |
| | I | **M22-DRLH-W-X1**<br>216807 | | | **M22S-DRLH-W-X1**<br>216811 | | | |
| Bezel gold-plated → Page 2/48<br>with guardring<br>Momentary<br> 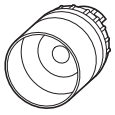 | – | **M22-DGL-X**<br>230961 | | 5 off | | | | |

**Information relevant for export to North America**

| | |
|---|---|
| Product Standards | IEC/EN 60947-5; UL 508; CSA-C22.2 No. 14-05; CSA-C22.2 No. 94-91; CE marking |
| UL File No. | E29184 |
| UL CCN | NKCR |
| CSA File No. | 012528 |
| CSA Class No. | 3211-03 |
| NA Certification | UL Listed, CSA certified |
| Degree of Protection | UL/CSA Type 3R, 4X, 12, 13 |

## Illuminated selector switch actuators, thumb-grip, IP66

ATEX → Engineering
Bezel gold-plated → Page 2/48
Maintained/momentary function, can be changed with coding adapter M22-XC-Y → Engineering

| | Function: = Momentary, = Maintained | Color | Bezel: Silver Part no. Article no. | Price See price list | Std. pack | Bezel: black Part no. Article no. | Price See price list | Std. pack |
|---|---|---|---|---|---|---|---|---|
| Momentary | 40° | White | **M22-WLK-W** 216812 | | 5 off | **M22S-WLK-W** 216813 | | 5 off |
| | 40° | Red | **M22-WLK-R** 216814 | | | **M22S-WLK-R** 216815 | | |
| | 40° | Green | **M22-WLK-G** 216816 | | | **M22S-WLK-G** 216817 | | |
| | 40° | Yellow | **M22-WLK-Y** 216818 | | | **M22S-WLK-Y** 216819 | | |
| | 40° | Blue | **M22-WLK-B** 216820 | | | **M22S-WLK-B** 216821 | | |
| Maintained | 60° | White | **M22-WRLK-W** 216823 | | | **M22S-WRLK-W** 216824 | | |
| | 60° | Red | **M22-WRLK-R** 216825 | | | **M22S-WRLK-R** 216826 | | |
| | 60° | Green | **M22-WRLK-G** 216827 | | | **M22S-WRLK-G** 216828 | | |
| | 60° | Yellow | **M22-WRLK-Y** 216829 | | | **M22S-WRLK-Y** 216830 | | |
| | 60° | Blue | **M22-WRLK-B** 216831 | | | **M22S-WRLK-B** 216832 | | |
| 3 positions | | | | | | | | |
| Momentary | 40° ⇕ 40° | White | **M22-WLK3-W** 216833 | | 5 off | **M22S-WLK3-W** 216834 | | 5 off |
| | 40° ⇕ 40° | Red | **M22-WLK3-R** 216835 | | | **M22S-WLK3-R** 216836 | | |
| | 40° ⇕ 40° | Green | **M22-WLK3-G** 216837 | | | **M22S-WLK3-G** 216838 | | |
| | 40° ⇕ 40° | Yellow | **M22-WLK3-Y** 216839 | | | **M22S-WLK3-Y** 216840 | | |
| | 40° ⇕ 40° | Blue | **M22-WLK3-B** 216841 | | | **M22S-WLK3-B** 216842 | | |
| Maintained | 60° ⇓ 60° | White | **M22-WRLK3-W** 216843 | | | **M22S-WRLK3-W** 216844 | | |
| | 60° ⇓ 60° | Red | **M22-WRLK3-R** 216845 | | | **M22S-WRLK3-R** 216846 | | |
| | 60° ⇓ 60° | Green | **M22-WRLK3-G** 216847 | | | **M22S-WRLK3-G** 216848 | | |
| | 60° ⇓ 60° | Yellow | **M22-WRLK3-Y** 216849 | | | **M22S-WRLK3-Y** 216850 | | |
| | 60° ⇓ 60° | Blue | **M22-WRLK3-B** 216851 | | | **M22S-WRLK3-B** 216852 | | |
| | Selectable | Selectable → Notes | **M22-WRLK3-*/*** 217438 | | | **M22S-WRLK3-*/*** 217439 | | |
| V position | | | | | | | | |
| | 60° | White | **M22-WLKV-W** 284393 | | 5 off | **M22S-WLKV-W** 284398 | | 5 off |
| | 60° | Red | **M22-WLKV-R** 284394 | | | **M22S-WLKV-R** 284399 | | |
| | 60° | Green | **M22-WLKV-G** 284395 | | | **M22S-WLKV-G** 284540 | | |
| | 60° | Yellow | **M22-WLKV-Y** 284396 | | | **M22S-WLKV-Y** 284543 | | |
| | 60° | Blue | **M22-WLKV-B** 284397 | | | **M22S-WLKV-B** 284544 | | |

**Notes**

Example: M22-WRLK3-*/*
*/*: *= 1 for ⇕ or 2 for ⇓
*/*: *= Color

**Information relevant for export to North America**

| | |
|---|---|
| Product Standards | IEC/EN 60947-5; UL 508; CSA-C22.2 No. 14-05; CSA-C22.2 No. 94-91; CE marking |
| UL File No. | E29184 |
| UL CCN | NKCR |
| CSA File No. | 012528 |
| CSA Class No. | 3211-03 |
| NA Certification | UL Listed, CSA certified |
| Degree of Protection | UL/CSA Type 3R, 4X, 12, 13 |

| Configuration | | Part no. Article no. | Price See price list | Std. pack | Information relevant for export to North America |
|---|---|---|---|---|---|
| **Fixing adapters** | | | | | |
| Fixing adapter (front fixing) for 3contact LED elements<br>For M22-(C)K... contact elements and M22-(C)LED... LED elements.<br>Sequence numbers on fixing adapter | | | | | |
|  | 1/4 3/6 2/5 | **M22-A**<br>216374 | | 50 off | UL/CSA certification not required |
| | | **M22-A-GVP**<br>216375 | | 500 off | |
| Fixing adapter (front fixing) for 4 contact elements,<br>can be used with M22-WR4, -D4, -WJ..., -WRJ…<br>For M22-(C)K contact elements | | | | | |
| 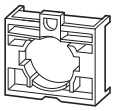 | 3 2 4 1 | **M22-A4**<br>279437 | | 10 off | Product Standards IEC/EN 60947-5; UL 508; CSA-C22.2 No. 14-05; CSA-C22.2 No. 94-91; CE marking<br>UL File No. E29184<br>UL CCN NKCR<br>CSA File No. 012528<br>CSA Class No. 3211-03<br>NA Certification UL Listed, CSA certified |

| | Terminal type | Contact configuration: ⊖ = Safety function by positive opening according to IEC/EN 60947-5-1 | Circuit symbol | Contact travel diagram, hub in connection with front element | Configuration | Part no. Article no. | Price See price list | Std. pack |
|---|---|---|---|---|---|---|---|---|
| **Contact elements** | | | | | | | | |
| Front fixing 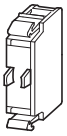 | Screw terminals | 1 N/O | 13 14 | 0 2.8 5.5 | 1/4 3/6 2/5 | **M22-K10**<br>216376 | | 20 off |
| | | 1 N/O | | | | **M22-K10-GVP**<br>216377 | | 500 off |
| | | 1 N/O | 17 18 | 0 1.8 5.5 | | **M22-K10P**<br>110835 | | 20 off |
| | | 1 NC ⊖ | 11 12 | 0 1.2 5.5 | 1/4 3/6 2/5 | **M22-K01**<br>216378 | | 20 off |
| | | 1 NC ⊖ | | | | **M22-K01-GVP**<br>216379 | | 500 off |
| | | 1 NC ⊖ | 55 56 | 0 2.8 5.5 | | **M22-K01D**<br>262165 | | 20 off |
| Base fixing 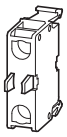 | Screw terminals | 1 N/O | 13 14 | 0 2.8 5.5 | 2 3 1 | **M22-KC10**<br>216380 | | 20 off |
| | | 1 N/O | | | | **M22-KC10-GVP**<br>216381 | | 200 off |
| | | 1 NC ⊖ | 11 12 | 0 1.2 5.5 | 2 3 1 | **M22-KC01**<br>216382 | | 20 off |
| | | 1 NC ⊖ | | | | **M22-KC01-GVP**<br>216383 | | 200 off |
| Front mounting 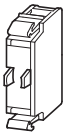 | Spring-cage terminals | 1 N/O | 13 14 | 0 2.8 5.5 | 1/4 3/6 2/5 | **M22-CK10**<br>216384 | | 20 off |
| | | 1 NC ⊖ | 11 12 | 0 1.2 5.5 | 1/4 3/6 2/5 | **M22-CK01**<br>216385 | | |
| | | 1 NC ⊖ | 55 56 | 0 2.8 5.5 | | **M22-CK01D**<br>262510 | | |
| Base fixing 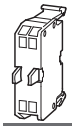 | Spring-cage terminals | 1 N/O | 13 14 | 0 2.8 5.5 | 2 3 1 | **M22-CKC10**<br>216386 | | 20 off |
| | | 1 NC ⊖ | 11 12 | 0 1.2 5.5 | 2 3 1 | **M22-CKC01**<br>216387 | | 20 off |

**Information relevant for export to North America**

| | |
|---|---|
| Product Standards | IEC/EN 60947-5; UL 508; CSA-C22.2 No. 14-05; CSA-C22.2 No. 94-91; CE marking |
| UL File No. | E29184 |
| UL CCN | NKCR |
| CSA File No. | 012528 |
| CSA Class No. | 3211-03 |
| NA Certification | UL Listed, CSA certified |
| Degree of Protection | UL/CSA Type: - |

| | Terminal type | Contact configuration: ⊖ = Safety function through positive opening according to IEC/EN 60947-5-1 | Circuit symbol | Contact travel diagram, hub in connection with front element | Configuration | **Part no.** Article no. | **Price** See price list | Std. pack |
|---|---|---|---|---|---|---|---|---|
| **Double contact elements** | | | | | | | | |
| Front fixing. When using M22-PV emergency switching-off pushbuttons… max. 2 contact elements = 4 normally closed contacts / normally open contacts | | | | | | | | |
| 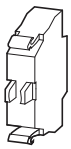 | Cage clamp | 2 N/O |  | 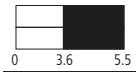 | – | **M22-CK20** 107898 | | 20 off |
| | | 2 NC ⊖ |  |  | – | **M22-CK02** 107899 | | |
| | | 1 N/O<br>1 NC ⊖ |  | 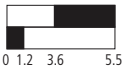 | – | **M22-CK11** 107940 | | |
| **Complete modules** | | | | | | | | |
| Assembly of contact element with screw terminals and mounting clamp, front fixing | | | | | | | | |
| 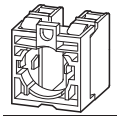 | Screw terminals | 1 N/O<br>1 NC ⊖ |  | 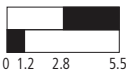 | 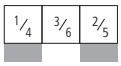 | **M22-AK11** 216505 | | 5 off |
| 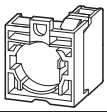 | | 1 N/O |  | 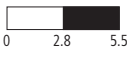 | 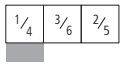 | **M22-AK10** 216504 | | |
| 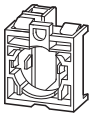 | | 1 NC ⊖ |  |  |  | **M22-AK01** 216503 | | |

**Notes**

Configuration of fixing adapter with sequence numbers to EN 50013
x = Sequence number on fixing adapter



y = Function number on contact element

**Information relevant for export to North America**

| | |
|---|---|
| Product Standards | IEC/EN 60947-5; UL 508; CSA-C22.2 No. 14-05; CSA-C22.2 No. 94-91; CE marking |
| UL File No. | E29184 |
| UL CCN | NKCR |
| CSA File No. | 012528 |
| CSA Class No. | 3211-03 |
| NA Certification | UL Listed, CSA certified |
| Degree of Protection | UL/CSA Type: - |

## LED elements with screw terminals

→ Engineering

| | Rated operational voltage $U_e$ V | Rated operational current $I_e$ mA | Power consumption P W | Color | **Part no.** Article no. | **Price** See price list | Std. pack | **Information relevant for export to North America** |
|---|---|---|---|---|---|---|---|---|
| Front mounting 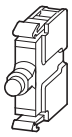 | 12-30 V AC/DC | 8 - 15 | 0.26 at 24 V | ○ | **M22-LED-W** 216557 | | 20 off | Product Standards: IEC/EN 60947-5; UL 508; CSA-C22.2 No. 14-05; CSA-C22.2 No. 94-91; CE marking<br>UL File No.: E29184<br>UL CCN: NKCR<br>CSA File No.: 012528<br>CSA Class No.: 3211-03<br>NA Certification: UL Listed, CSA certified<br>Degree of Protection: UL/CSA Type: - |
| | | | | ● red | **M22-LED-R** 216558 | | | |
| | | | | ● green | **M22-LED-G** 216559 | | | |
| | | | | ● blue | **M22-LED-B** 218057 | | | |
| | 85 - 264 V AC, 50/60 Hz | 5 - 15 | 0.33 at 230 V | ○ | **M22-LED230-W** 216563 | | 20 off | |
| | | | | ● red | **M22-LED230-R** 216564 | | | |
| | | | | ● green | **M22-LED230-G** 216565 | | | |
| | | | | ● blue | **M22-LED230-B** 218059 | | | |
| | 207 - 264 V AC, 50/60 Hz | 12 - 15 | 0.33 at 230 V | – | **M22-LED230H-*** [1] 106521 | | 20 off | |
| Base fixing 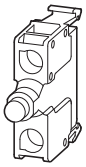 | 12-30 V AC/DC | 8 - 15 | 0.26 at 24 V | ○ | **M22-LEDC-W** 216560 | | 20 off | |
| | | | | ● red | **M22-LEDC-R** 216561 | | | |
| | | | | ● green | **M22-LEDC-G** 216562 | | | |
| | | | | ● blue | **M22-LEDC-B** 218058 | | | |
| | 85 - 264 V AC, 50/60 Hz | 5 - 15 | 0.33 at 230 V | ○ | **M22-LEDC230-W** 216566 | | 20 off | |
| | | | | ● red | **M22-LEDC230-R** 216567 | | | |
| | | | | ● green | **M22-LEDC230-G** 216568 | | | |
| | | | | ● blue | **M22-LEDC230-B** 218060 | | | |
| | 207 - 264 V AC, 50/60 Hz | 12 - 15 | 0.33 at 230 V | – | **M22-LEDC230H-*** [1] 106522 | | 20 off | |

**Notes**

[1] Enter color at: *
W = white, R = red, G = green, B = blue

For pushbutton actuators, indicator lights, illuminated pushbutton actuators and illuminated selector switch actuators, the following applies:

M22...-R only in combination with M22-LED...-R
M22...-G only in combination with M22-LED...-G
M22...-W only in combination with M22-LED...-W
M22...-Y only in combination with M22-LED...-W
M22...-B in combination with M22-LED…-W or M22-LED…-B

| | Rated operational voltage $U_e$ V | Rated operational current $I_e$ mA | Power consumption P W | Color | **Part no.** Article no. | **Price** See price list | Std. pack | **Information relevant for export to North America** |
|---|---|---|---|---|---|---|---|---|
| **LED elements with Cage Clamp** | | | | | | | | |
| → Engineering<br>Cage Clamp is a registered trademark of Wago Kontakttechnik GmbH/Minden, Germany | | | | | | | | |
| Front mounting 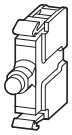 | 12-30 V AC/DC | 8 - 15 | 0.26 at 24 V | ○ | **M22-CLED-W** 216569 | | 20 off | Product Standards: IEC/EN 60947-5; UL 508; CSA-C22.2 No. 14-05; CSA-C22.2 No. 94-91; CE marking<br>UL File No.: E29184<br>UL CCN: NKCR<br>CSA File No.: 012528<br>CSA Class No.: 3211-03<br>NA Certification: UL Listed, CSA certified<br>Degree of Protection: UL/CSA Type: - |
| | | | | ● | **M22-CLED-R** 216570 | | | |
| | | | | ● | **M22-CLED-G** 216571 | | | |
| | | | | ● | **M22-CLED-B** 218061 | | | |
| | 85 - 264 V AC, 50/60 Hz | 5 - 15 | 0.33 at 230 V | ○ | **M22-CLED230-W** 216575 | | 20 off | |
| | | | | ● | **M22-CLED230-R** 216576 | | | |
| | | | | ● | **M22-CLED230-G** 216577 | | | |
| | | | | ● | **M22-CLED230-B** 218063 | | | |
| Base fixing 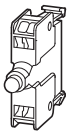 | 12-30 V AC/DC | 8 - 15 | 0.26 at 24 V | ○ | **M22-CLEDC-W** 216572 | | 20 off | |
| | | | | ● | **M22-CLEDC-R** 216573 | | | |
| | | | | ● | **M22-CLEDC-G** 216574 | | | |
| | | | | ● | **M22-CLEDC-B** 218062 | | | |
| | 85 - 264 V AC, 50/60 Hz | 5 - 15 | 0.33 at 230 V | ○ | **M22-CLEDC230-W** 216578 | | 20 off | |
| | | | | ● | **M22-CLEDC230-R** 216579 | | | |
| | | | | ● | **M22-CLEDC230-G** 216580 | | | |
| | | | | ● | **M22-CLEDC230-B** 218064 | | | |
| **LED series elements with screw terminals** | | | | | | | | |
| Front and base fixing → Engineering 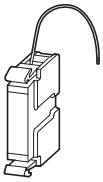 | | | | | | | | |
| LED resistor element<br>For connecting 12-30 V LED elements | | 42-60 V AC/DC | | | **M22-XLED60** 231078 | | 10 off | Product Standards: IEC/EN 60947-5; UL 508; CSA-C22.2 No. 14-05; CSA-C22.2 No. 94-91; CE marking<br>UL File No.: E29184<br>UL CCN: NKCR<br>CSA File No.: 012528<br>CSA Class No.: 3211-03<br>NA Certification: UL Listed, CSA certified<br>Degree of Protection: UL/CSA Type: - |
| | | 220 V AC/DC | | | **M22-XLED220**[1] 271541 | | | |
| LED test element<br>For de-coupled function test (lamp test) | | 12-240 V AC/DC | | | **M22-XLED-T** 231079 | | | |
| | | 85 - 264 V AC | | | **M22-XLED230-T** 231080 | | | |

**Notes**

For pushbutton actuators, indicator lights, illuminated pushbutton actuators and illuminated selector switch actuators, the following applies:

M22...-R only in combination with M22-LED...-R
M22...-G only in combination with M22-LED...-G
M22...-W only in combination with M22-LED...-W
M22...-Y only in combination with M22-LED...-W
M22...-B in combination with M22-LED…-W or M22-LED…-B

[1] Maximum ambient temperature: -25 °C to +55 °C
The LED brightness is reduced.

## Legend plates, complete

IP66
30 × 50 mm, round, black (RAL 9005)

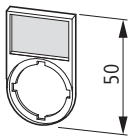


| Inscription | Part no. Article no. | Price See price list | Std. pack | Inscription | Part no. Article no. | Price See price list | Std. pack |
|---|---|---|---|---|---|---|---|
| 0 - I | **M22S-ST-X88** 216485 | | 10 off | FAULT | **M22S-ST-GB8** 216498 | | 10 off |
| 0 - I | **M22S-ST-X89** 218147 | | | DÉFAUT | **M22S-ST-F67** 256795 | | |
| I 0 II | **M22S-ST-X93** 216486 | | | BETRIEB | **M22S-ST-D7** 216488 | | |
| 1 | **M22S-ST-X52** 256797 | | | RUN | **M22S-ST-GB7** 216497 | | |
| 2 | **M22S-ST-X53** 256798 | | | EN SERVICE | **M22S-ST-F7** 256793 | | |
| STOP | **M22S-ST-GB0** 216494 | | | HAND AUTO | **M22S-ST-D11** 216492 | | |
| START | **M22S-ST-GB1** 216495 | | | MAN. AUTO | **M22S-ST-GB11** 216500 | | |
| AUS | **M22S-ST-D5** 218299 | | | AUS EIN | **M22S-ST-D10** 216490 | | |
| OFF | **M22S-ST-GB5** 218300 | | | OFF ON | **M22S-ST-GB10** 216499 | | |
| ARRÊT | **M22S-ST-F0** 256791 | | | ARRÊT MARCHE | **M22S-ST-F10** 256794 | | |
| EIN | **M22S-ST-D6** 216487 | | | HAND 0 AUTO | **M22S-ST-D12** 216493 | | |
| ON | **M22S-ST-GB6** 216496 | | | MAN. 0 AUTO | **M22S-ST-GB12** 216501 | | |
| MARCHE | **M22S-ST-F1** 256792 | | | SOUS TENSION | **M22S-ST-F68** 256796 | | |
| STÖRUNG | **M22S-ST-D8** 216489 | | | | | | |

**Information relevant for export to North America** UL/CSA certification not required

| Inscription | Color | Part no. Article no. | Price See price list | Std. pack | Notes | Information relevant for export to North America |
|---|---|---|---|---|---|---|
| **Legend plates without label** | | | | | | |
| ATEX → Engineering | | | | | | |
| IP66 | | | | | | |
| Round, black (RAL 9005), 30 mm wide | | | | | | |
| – | ● | **M22S-ST-X** 216392 | | 25 off | Cannot be used for M22(S)-PV… | UL/CSA certification not required |
| – | ● | **M22S-ST-X-GVP** 216393 | | 500 off | | |
| For double actuators | ● | **M22S-STDD-X** 216394 | | 10 off | – | |
| **Insert labels for legends** | | | | | | |
| ATEX → Engineering | | | | | | |
| 18 x 27 mm | | | | | | |
| Aluminum-colored, no inscription | – | **M22-XST** 216480 | | 100 off | – | UL/CSA certification not required |
| Aluminum-colored, no inscription | – | **M22-XST-GVP** 216481 | | 500 off | – | |
| *= With customized inscription to order via Labeleditor → Engineering | – | **M22-XST-*** 216482 | | 1 off | Letter height 3 mm, max. 3 lines, max. 12 characters per line Letter height 5 mm, max. 2 lines, max. 8 characters per line | |

| Inscription or explanation | For use with | Color | Style Flat<br>**Part no.**<br>Article no. | **Price**<br>See price list | Style extended<br>**Part no.**<br>Article no. | **Price**<br>See price list | Std. pack |
|---|---|---|---|---|---|---|---|
| **Selection aid for pushbuttons** | | | | | | | |
| ≦ 5 characters: letter height 5 mm, > 5 characters: letter height 3 mm | | | | | | | |
| – | M22(S)-D-X<br>M22(S)-DR-X<br>M22-DG-X | ● | **M22-XD-S**<br>216421 | | **M22-XDH-S**<br>216428 | | 10 off |
| – | | ○ | **M22-XD-W**<br>216422 | | **M22-XDH-W**<br>216429 | | |
| – | | ● | **M22-XD-R**<br>216423 | | **M22-XDH-R**<br>216430 | | |
| – | | ● | **M22-XD-G**<br>216424 | | **M22-XDH-G**<br>216431 | | |
| – | | ● | **M22-XD-Y**<br>216425 | | **M22-XDH-Y**<br>216432 | | |
| – | | ● | **M22-XD-B**<br>216426 | | **M22-XDH-B**<br>216433 | | |
| – | | ● | **M22-XD-GR**<br>132670 | | | | |
| with customized inscription via Labeleditor → Note | | – | **M22-XD-*-***<br>216427 | | **M22-XDH-*-***<br>216434 | | |
| Zu | | ● | **M22-XD-S-D2**<br>218184 | | **M22-XDH-S-D2**<br>218229 | | |
| Auf | | ● | **M22-XD-S-D3**<br>218185 | | **M22-XDH-S-D3**<br>218230 | | |
| Ab | | ● | **M22-XD-S-D4**<br>218186 | | **M22-XDH-S-D4**<br>218231 | | |
| Aus | | ● | **M22-XD-R-D5**<br>218187 | | **M22-XDH-R-D5**<br>218232 | | |
| Ein | | ● | **M22-XD-S-D6**<br>218188 | | **M22-XDH-S-D6**<br>218233 | | |
| Entsperren | | ● | **M22-XD-B-D14**<br>218189 | | **M22-XDH-B-D14**<br>218234 | | |
| Vorwärts | | ● | **M22-XD-S-D15**<br>218190 | | **M22-XDH-S-D15**<br>218235 | | |
| Rückwärts | | ● | **M22-XD-S-D16**<br>218191 | | **M22-XDH-S-D16**<br>218236 | | |
| Heben | | ● | **M22-XD-S-D17**<br>218192 | | **M22-XDH-S-D17**<br>218237 | | |
| Senken | | ● | **M22-XD-S-D18**<br>218193 | | **M22-XDH-S-D18**<br>218238 | | |
| STOP | | ● | **M22-XD-R-GB0**<br>218194 | | **M22-XDH-R-GB0**<br>218239 | | |
| STOP | | ● | **M22-XD-S-GB0**<br>218195 | | **M22-XDH-S-GB0**<br>218240 | | |
| START | | ● | **M22-XD-G-GB1**<br>218196 | | **M22-XDH-G-GB1**<br>218241 | | |
| START | | ○ | **M22-XD-W-GB1**<br>218197 | | **M22-XDH-W-GB1**<br>218242 | | |
| CLOSE | | ● | **M22-XD-S-GB2**<br>218198 | | **M22-XDH-S-GB2**<br>218243 | | |
| UP | | ● | **M22-XD-S-GB3**<br>218199 | | **M22-XDH-S-GB3**<br>218244 | | |
| DOWN | | ● | **M22-XD-S-GB4**<br>218200 | | **M22-XDH-S-GB4**<br>218245 | | |
| TEST | | ● | **M22-XD-S-GB9**<br>218201 | | **M22-XDH-S-GB9**<br>218246 | | |
| OFF | | ● | **M22-XD-R-GB5**<br>218202 | | **M22-XDH-R-GB5**<br>218247 | | |
| ON | | ● | **M22-XD-S-GB6**<br>218203 | | **M22-XDH-S-GB6**<br>218248 | | |

**Notes**

When ordering, state complete part no. M22-XD(H)-*-*:
1st wildcard ≙ color: -R, -G, -B, -W, -Y, -S -GR
2nd wildcard ≙ file name generated by Labeleditor → Engineering

Text size 3 mm:

max. 8 characters in 1st line,
10 characters in 2nd line,
8 characters in 3rd line




Text size 5 mm:

Max. 5 characters per line




**Information relevant for export to North America**

UL/CSA certification not required

| Inscription or explanation | For use with | Color, symbol | Style Flat<br>**Part no.**<br>Article no. | **Price**<br>See price list | Style extended<br>**Part no.**<br>Article no. | **Price**<br>See price list | Std. pack |
|---|---|---|---|---|---|---|---|
| **Selection aid for pushbuttons**<br>≦ 5 characters: letter height 5 mm<br>> 5 characters: letter height 3 mm | | | | | | | |
| RESET | M22(S)-D-X<br>M22(S)-DR-X<br>M22-DG-X | | **M22-XD-B-GB14**<br>218204 | | **M22-XDH-B-GB14**<br>218249 | | 10 off |
| FORWARD | | | **M22-XD-S-GB15**<br>218205 | | **M22-XDH-S-GB15**<br>218250 | | |
| REVERSE | | | **M22-XD-S-GB16**<br>218206 | | **M22-XDH-S-GB16**<br>218251 | | |
| RAISE | | | **M22-XD-S-GB17**<br>218208 | | **M22-XDH-S-GB17**<br>218252 | | |
| LOWER | | | **M22-XD-S-GB18**<br>218209 | | **M22-XDH-S-GB18**<br>218253 | | |
| Stopp | | | **M22-XD-R-X0**<br>218153 | | **M22-XDH-R-X0**<br>218155 | | |
| Stopp | | | **M22-XD-S-X0**<br>218154 | | **M22-XDH-S-X0**<br>218156 | | |
| Start | | | **M22-XD-G-X1**<br>218165 | | **M22-XDH-G-X1**<br>218210 | | |
| Start | | | **M22-XD-S-X1**<br>218166 | | **M22-XDH-S-X1**<br>218211 | | |
| Start | | | **M22-XD-W-X1**<br>218167 | | **M22-XDH-W-X1**<br>218212 | | |
| Start | | | **M22-XD-G-X2**<br>218168 | | **M22-XDH-G-X2**<br>218213 | | |
| Start | | | **M22-XD-S-X2**<br>218169 | | **M22-XDH-S-X2**<br>218214 | | |
| Increase | | | **M22-XD-S-X4**<br>218170 | | **M22-XDH-S-X4**<br>218215 | | |
| Acceptance | | | **M22-XD-S-X5**<br>218171 | | **M22-XDH-S-X5**<br>218216 | | |
| Reset | | | **M22-XD-B-X6**<br>218172 | | **M22-XDH-B-X6**<br>218217 | | |
| Direction of movement | | | **M22-XD-S-X7**<br>218173 | | **M22-XDH-S-X7**<br>218218 | | |
| Direction of movement | | | **M22-XD-S-X8**<br>218174 | | **M22-XDH-S-X8**<br>218219 | | |
| Hand | | | **M22-XD-S-X9**<br>218175 | | **M22-XDH-S-X9**<br>218220 | | |
| Automatic | | | **M22-XD-S-X10**<br>218176 | | **M22-XDH-S-X10**<br>218221 | | |
| Inch | | | **M22-XD-S-X11**<br>218177 | | **M22-XDH-S-X11**<br>218222 | | |
| Unlock | | | **M22-XD-S-X12**<br>218178 | | **M22-XDH-S-X12**<br>218223 | | |
| Loosen | | | **M22-XD-S-X13**<br>218179 | | **M22-XDH-S-X13**<br>218224 | | |
| Clamp | | | **M22-XD-S-X14**<br>218180 | | **M22-XDH-S-X14**<br>218225 | | |
| Release | | | **M22-XD-S-X15**<br>218181 | | **M22-XDH-S-X15**<br>218226 | | |
| Liquid | | | **M22-XD-S-X16**<br>218182 | | **M22-XDH-S-X16**<br>218227 | | |
| Horn | | | **M22-XD-S-X17**<br>218183 | | **M22-XDH-S-X17**<br>218228 | | |

**Notes**

**Information relevant for export to North America**

UL/CSA certification not required

| Inscription or explanation | For use with | Color | **Part no.** Article no. | **Price** See price list | Std. pack | **Information relevant for export to North America** |
|---|---|---|---|---|---|---|
| **Button plates for mushroom-headed pushbuttons** | | | | | | |
| ≦ 5 characters: letter height 5 mm<br>> 5 characters: letter height 3 mm | | | | | | |
| – | M22(S)-D(R)P-... | ● | **M22-XDP-S**<br>216435 | | 10 off | UL/CSA certification not required |
| – | | ○ | **M22-XDP-W**<br>216436 | | | |
| – | | ● | **M22-XDP-R**<br>216437 | | | |
| – | | ● | **M22-XDP-G**<br>216438 | | | |
| – | | ● | **M22-XDP-Y**<br>216439 | | | |
| with customized inscription via Labeleditor → Note | | – | **M22-XDP-*-***[1)]<br>216440 | | | |
| Zu | | ● | **M22-XDP-S-D2**<br>218272 | | | |
| Auf | | ● | **M22-XDP-S-D3**<br>218273 | | | |
| Ab | | ● | **M22-XDP-S-D4**<br>218274 | | | |
| Aus | | ● | **M22-XDP-R-D5**<br>218275 | | | |
| Ein | | ● | **M22-XDP-S-D6**<br>218276 | | | |
| Vorwärts | | ● | **M22-XDP-S-D15**<br>218277 | | | |
| Rückwärts | | ● | **M22-XDP-S-D16**<br>218278 | | | |
| Heben | | ● | **M22-XDP-S-D17**<br>218279 | | | |
| Senken | | ● | **M22-XDP-S-D18**<br>218280 | | | |
| STOP | | ● | **M22-XDP-R-GB0**<br>218281 | | | |
| STOP | | ● | **M22-XDP-S-GB0**<br>218282 | | | |
| START | | ● | **M22-XDP-G-GB1**<br>218283 | | | |
| START | | ○ | **M22-XDP-W-GB1**<br>218284 | | | |
| CLOSE | | ● | **M22-XDP-S-GB2**<br>218285 | | | |
| UP | | ● | **M22-XDP-S-GB3**<br>218286 | | | |
| DOWN | | ● | **M22-XDP-S-GB4**<br>218287 | | | |
| OFF | | ● | **M22-XDP-R-GB5**<br>218289 | | | |
| ON | | ● | **M22-XDP-S-GB6**<br>218290 | | | |
| TEST | | ● | **M22-XDP-S-GB9**<br>218288 | | | |
| FORWARD | | ● | **M22-XDP-S-GB15**<br>218291 | | | |
| REVERSE | | ● | **M22-XDP-S-GB16**<br>218292 | | | |

**Notes**

[1)] When ordering, the part no must include the following details:
1st wildcard * ≙ color: -R, -G, -B, -W, -Y, -S, -GR
2nd wildcard * ≙ file name generated by Labeleditor → Engineering

Text size 3 mm:
max. 8 characters in first line,
10 characters in second line,
8 characters in third line




Text size 5 mm:
Max. 5 characters per line



| Inscription or explanation | For use with | Color | Part no. Article no. | Price See price list | Std. pack | Information relevant for export to North America |
|---|---|---|---|---|---|---|
| **Button plates for mushroom-headed pushbuttons** | | | | | | |
| ≦ 5 characters: letter height 5 mm<br>> 5 characters: letter height 3 mm | | | | | | |
| RAISE | M22(S)-D(R)P-... | | **M22-XDP-S-GB17** 218293 | | 10 off | UL/CSA certification not required |
| LOWER | | | **M22-XDP-S-GB18** 218294 | | | |
| Stopp | | | **M22-XDP-R-X0** 218157 | | | |
| Stopp | | | **M22-XDP-S-X0** 218158 | | | |
| Start | | | **M22-XDP-G-X1** 218254 | | | |
| Start | | | **M22-XDP-S-X1** 218255 | | | |
| Start | | | **M22-XDP-W-X1** 218256 | | | |
| Start | | | **M22-XDP-G-X2** 218257 | | | |
| Start | | | **M22-XDP-S-X2** 218258 | | | |
| Increase | | | **M22-XDP-S-X4** 218259 | | | |
| Acceptance | | | **M22-XDP-S-X5** 218260 | | | |
| Direction of movement | | | **M22-XDP-S-X7** 218261 | | | |
| Direction of movement | | | **M22-XDP-S-X8** 218262 | | | |
| Hand | | | **M22-XDP-S-X9** 218263 | | | |
| Automatic | | | **M22-XDP-S-X10** 218264 | | | |
| Inch | | | **M22-XDP-S-X11** 218265 | | | |
| Unlock | | | **M22-XDP-S-X12** 218266 | | | |
| Loosen | | | **M22-XDP-S-X13** 218267 | | | |
| Clamp | | | **M22-XDP-S-X14** 218268 | | | |
| Release | | | **M22-XDP-S-X15** 218269 | | | |
| Liquid | | | **M22-XDP-S-X16** 218270 | | | |
| Horn | | | **M22-XDP-S-X17** 218271 | | | |

| Inscription or explanation | For use with | Color | Style flat **Part no.** Article no. | **Price** See price list | Std. pack | Style extended **Part no.** Article no. | **Price** See price list | Std. pack | **Information relevant for export to North America** |
|---|---|---|---|---|---|---|---|---|---|
| **Lenses for indicator lights** | | | | | | | | | |
| ≦ 5 characters: letter height 5 mm<br>> 5 characters: letter height 3 mm | | | | | | | | | |
| – | M22-L-X<br>M22-LC-X | ○ | **M22-XL-W**<br>216453 | | 10 off | **M22-XLH-W**<br>216459 | | 10 off | UL/CSA certification not required |
| – | | ● | **M22-XL-R**<br>216454 | | | **M22-XLH-R**<br>216460 | | | |
| – | | ● | **M22-XL-G**<br>216455 | | | **M22-XLH-G**<br>216461 | | | |
| – | | ● | **M22-XL-Y**<br>216456 | | | **M22-XLH-Y**<br>216462 | | | |
| – | | ● | **M22-XL-B**<br>216457 | | | **M22-XLH-B**<br>216463 | | | |
| With customized inscription via Labeleditor<br>→ Note | | – | **M22-XL-*-*** [1]<br>216458 | | | | | | |
| Zu | | | **M22-XL-W-D2**<br>218403 | | | | | | |
| Auf | | | **M22-XL-W-D3**<br>218404 | | | | | | |
| Ab | | | **M22-XL-W-D4**<br>218405 | | | | | | |
| Aus | | ● | **M22-XL-R-D5**<br>218406 | | | | | | |
| Ein | | | **M22-XL-W-D6**<br>218407 | | | | | | |
| Vorwärts | | | **M22-XL-W-D15**<br>218408 | | | | | | |
| Rückwärts | | | **M22-XL-W-D16**<br>218409 | | | | | | |
| Heben | | | **M22-XL-W-D17**<br>218410 | | | | | | |
| Senken | | | **M22-XL-W-D18**<br>218411 | | | | | | |
| STOP | | ● | **M22-XL-R-GB0**<br>218412 | | | | | | |
| STOP | | | **M22-XL-W-GB0**<br>218413 | | | | | | |
| START | | ● | **M22-XL-G-GB1**<br>218414 | | | | | | |
| START | | | **M22-XL-W-GB1**<br>218415 | | | | | | |
| CLOSE | | | **M22-XL-W-GB2**<br>218416 | | | | | | |
| UP | | | **M22-XL-W-GB3**<br>218417 | | | | | | |
| DOWN | | | **M22-XL-W-GB4**<br>218418 | | | | | | |
| TEST | | | **M22-XL-W-GB9**<br>218419 | | | | | | |
| OFF | | ● | **M22-XL-R-GB5**<br>218420 | | | | | | |
| ON | | | **M22-XL-W-GB6**<br>218421 | | | | | | |
| FORWARD | | | **M22-XL-W-GB15**<br>218422 | | | | | | |

**Notes**

[1] When ordering, the part no must include the following details:
1st wildcard ≙ color: -R, -G, -B, -W, -Y, -S
2nd wildcard ≙ file name generated by Labeleditor → Engineering

Text size 3 mm:
max. 8 characters in first line,
10 characters in second line,
8 characters in third line




Text size 5 mm:
Max. 5 characters per line



| Inscription or explanation | For use with | Color, symbol | Part no. Article no. | Price See price list | Std. pack | Information relevant for export to North America |
|---|---|---|---|---|---|---|
| **Lenses for indicator lights** | | | | | | |
| ≦ 5 characters: letter height 5 mm<br>> 5 characters: letter height 3 mm | | | | | | |
| REVERSE | M22-L-X<br>M22-LC-X | | **M22-XL-W-GB16**<br>218423 | | 10 off | UL/CSA certification not required |
| RAISE | | | **M22-XL-W-GB17**<br>218424 | | | |
| LOWER | | | **M22-XL-W-GB18**<br>218425 | | | |
| Stopp | | | **M22-XL-R-X0**<br>218163 | | | |
| Stopp | | | **M22-XL-W-X0**<br>218164 | | | |
| Start | | | **M22-XL-G-X1**<br>218384 | | | |
| Start | | | **M22-XL-W-X1**<br>218385 | | | |
| Start | | | **M22-XL-G-X2**<br>218386 | | | |
| Start | | | **M22-XL-W-X2**<br>218387 | | | |
| Increase | | | **M22-XL-W-X4**<br>218388 | | | |
| Acceptance | | | **M22-XL-W-X5**<br>218389 | | | |
| Direction of movement | | | **M22-XL-W-X7**<br>218390 | | | |
| Direction of movement | | | **M22-XL-W-X8**<br>218391 | | | |
| Hand | | | **M22-XL-W-X9**<br>218392 | | | |
| Automatic | | | **M22-XL-W-X10**<br>218393 | | | |
| Inch | | | **M22-XL-W-X11**<br>218394 | | | |
| Unlock | | | **M22-XL-W-X12**<br>218395 | | | |
| Loosen | | | **M22-XL-W-X13**<br>218396 | | | |
| Clamp | | | **M22-XL-W-X14**<br>218399 | | | |
| Release | | | **M22-XL-W-X15**<br>218400 | | | |
| Liquid | | | **M22-XL-W-X16**<br>218401 | | | |
| Horn | | | **M22-XL-W-X17**<br>218402 | | | |

| Inscription or explanation | For use with | Color | Style flat<br>**Part no.**<br>Article no. | **Price**<br>See price list | Std. pack | Style extended<br>**Part no.**<br>Article no. | **Price**<br>See price list | Std. pack | **Information relevant for export to North America** |
|---|---|---|---|---|---|---|---|---|---|
| **Lenses for illuminated pushbutton actuators** | | | | | | | | | |
| ≦ 5 characters: letter height 5 mm<br>> 5 characters: letter height 3 mm | | | | | | | | | |
| – | M22(S)-DL-X<br>M22(S)-DRL-X<br>M22S-DGL-X | | **M22-XDL-W**<br>216441 | | 10 off | **M22-XDLH-W**<br>216447 | | 10 off | UL/CSA certification not required |
| – | | | **M22-XDL-R**<br>216442 | | | **M22-XDLH-R**<br>216448 | | | |
| – | | | **M22-XDL-G**<br>216443 | | | **M22-XDLH-G**<br>216449 | | | |
| – | | | **M22-XDL-Y**<br>216444 | | | **M22-XDLH-Y**<br>216450 | | | |
| – | | | **M22-XDL-B**<br>216445 | | | **M22-XDLH-B**<br>216451 | | | |
| with customized inscription to order via Labeleditor → Note | | – | **M22-XDL-*-***[1]<br>216446 | | | **M22-XDLH-*-***[1]<br>216452 | | | |
| Zu | | | **M22-XDL-W-D2**<br>218316 | | | **M22-XDLH-W-D2**<br>218359 | | | |
| Auf | | | **M22-XDL-W-D3**<br>218317 | | | **M22-XDLH-W-D3**<br>218360 | | | |
| Ab | | | **M22-XDL-W-D4**<br>218318 | | | **M22-XDLH-W-D4**<br>218361 | | | |
| Aus | | | **M22-XDL-R-D5**<br>218319 | | | **M22-XDLH-R-D5**<br>218362 | | | |
| Ein | | | **M22-XDL-W-D6**<br>218320 | | | **M22-XDLH-W-D6**<br>218363 | | | |
| Entsperren | | | **M22-XDL-B-D14**<br>218321 | | | **M22-XDLH-B-D14**<br>218364 | | | |
| Vorwärts | | | **M22-XDL-W-D15**<br>218322 | | | **M22-XDLH-W-D15**<br>218365 | | | |
| Rückwärts | | | **M22-XDL-W-D16**<br>218323 | | | **M22-XDLH-W-D16**<br>218366 | | | |
| Heben | | | **M22-XDL-W-D17**<br>218324 | | | **M22-XDLH-W-D17**<br>218367 | | | |
| Senken | | | **M22-XDL-W-D18**<br>218325 | | | **M22-XDLH-W-D18**<br>218368 | | | |
| STOP | | | **M22-XDL-R-GB0**<br>218326 | | | **M22-XDLH-R-GB0**<br>218369 | | | |
| STOP | | | **M22-XDL-W-GB0**<br>218327 | | | **M22-XDLH-W-GB0**<br>218370 | | | |
| START | | | **M22-XDL-G-GB1**<br>218328 | | | **M22-XDLH-G-GB1**<br>218371 | | | |
| START | | | **M22-XDL-W-GB1**<br>218329 | | | **M22-XDLH-W-GB1**<br>218372 | | | |
| CLOSE | | | **M22-XDL-W-GB2**<br>218330 | | | **M22-XDLH-W-GB2**<br>218373 | | | |
| UP | | | **M22-XDL-W-GB3**<br>218331 | | | **M22-XDLH-W-GB3**<br>218374 | | | |
| DOWN | | | **M22-XDL-W-GB4**<br>218332 | | | **M22-XDLH-W-GB4**<br>218375 | | | |
| TEST | | | **M22-XDL-W-GB9**<br>218333 | | | **M22-XDLH-W-GB9**<br>218376 | | | |
| OFF | | | **M22-XDL-R-GB5**<br>218334 | | | **M22-XDLH-R-GB5**<br>218377 | | | |
| ON | | | **M22-XDL-W-GB6**<br>218335 | | | **M22-XDLH-W-GB6**<br>218378 | | | |

**Notes**

[1] When ordering, the part no must include the following details:
1st wildcard * ≙ color: -R, -G, -B, -W, -Y
2nd wildcard * ≙ File name generated by Labeleditor → Engineering

Text size 3 mm:

max. 8 characters in first line,
10 characters in second line,
8 characters in third line




Text size 5 mm:

Max. 5 characters per line



| Inscription or explanation | For use with | Color, symbol | Style flat<br>**Part no.**<br>Article no. | **Price**<br>See price list | Std. pack | Style extended<br>**Part no.**<br>Article no. | **Price**<br>See price list | Std. pack | **Information relevant for export to North America** |
|---|---|---|---|---|---|---|---|---|---|
| **Lenses for illuminated pushbutton actuators** | | | | | | | | | |
| ≦ 5 characters: letter height 5 mm<br>> 5 characters: letter height 3 mm | | | | | | | | | |
| RESET | M22(S)-DL-X<br>M22(S)-DRL-X<br>M22S-DGL-X | | **M22-XDL-B-GB14**<br>218336 | | 10 off | **M22-XDLH-B-GB14**<br>218379 | | 10 off | UL/CSA certification not required |
| FORWARD | | | **M22-XDL-W-GB15**<br>218337 | | | **M22-XDLH-W-GB15**<br>218380 | | | |
| REVERSE | | | **M22-XDL-W-GB16**<br>218338 | | | **M22-XDLH-W-GB16**<br>218381 | | | |
| RAISE | | | **M22-XDL-W-GB17**<br>218339 | | | **M22-XDLH-W-GB17**<br>218382 | | | |
| LOWER | | | **M22-XDL-W-GB18**<br>218340 | | | **M22-XDLH-W-GB18**<br>218383 | | | |
| Stopp | | | **M22-XDL-R-X0**<br>218159 | | | **M22-XDLH-R-X0**<br>218161 | | | |
| Stopp | | | **M22-XDL-W-X0**<br>218160 | | | **M22-XDLH-W-X0**<br>218162 | | | |
| Start | | | **M22-XDL-G-X1**<br>218295 | | | **M22-XDLH-G-X1**<br>218341 | | | |
| Start | | | **M22-XDL-W-X1**<br>218296 | | | **M22-XDLH-W-X1**<br>218342 | | | |
| Start | | | **M22-XDL-G-X2**<br>218297 | | | **M22-XDLH-G-X2**<br>218343 | | | |
| Start | | | **M22-XDL-W-X2**<br>218301 | | | **M22-XDLH-W-X2**<br>218344 | | | |
| Increase | | | **M22-XDL-W-X4**<br>218302 | | | **M22-XDLH-W-X4**<br>218345 | | | |
| Acceptance | | | **M22-XDL-W-X5**<br>218303 | | | **M22-XDLH-W-X5**<br>218346 | | | |
| Reset | | | **M22-XDL-B-X6**<br>218304 | | | **M22-XDLH-B-X6**<br>218347 | | | |
| Directions | | | **M22-XDL-W-X7**<br>218305 | | | **M22-XDLH-W-X7**<br>218348 | | | |
| Directions | | | **M22-XDL-W-X8**<br>218306 | | | **M22-XDLH-W-X8**<br>218349 | | | |
| Hand | | | **M22-XDL-W-X9**<br>218307 | | | **M22-XDLH-W-X9**<br>218350 | | | |
| Automatic | | | **M22-XDL-W-X10**<br>218308 | | | **M22-XDLH-W-X10**<br>218351 | | | |
| Inch | | | **M22-XDL-W-X11**<br>218309 | | | **M22-XDLH-W-X11**<br>218352 | | | |
| Unlock | | | **M22-XDL-W-X12**<br>218310 | | | **M22-XDLH-W-X12**<br>218353 | | | |
| Loosen | | | **M22-XDL-W-X13**<br>218311 | | | **M22-XDLH-W-X13**<br>218354 | | | |
| Clamp | | | **M22-XDL-W-X14**<br>218312 | | | **M22-XDLH-W-X14**<br>218355 | | | |
| Release | | | **M22-XDL-W-X15**<br>218313 | | | **M22-XDLH-W-X15**<br>218356 | | | |
| Liquid | | | **M22-XDL-W-X16**<br>218314 | | | **M22-XDLH-W-X16**<br>218357 | | | |
| Horn | | | **M22-XDL-W-X17**<br>218315 | | | **M22-XDLH-W-X17**<br>218358 | | | |

| | | Protection type | Mounting locations<br>Number | Color | RAL value | Knock-out cable entries<br>Number × M20 | **Part no.**<br>Article no. | **Price**<br>See price list | Std. pack | **Information relevant for export to North America** |
|---|---|---|---|---|---|---|---|---|---|---|
| **Flush mounting panels** | | | | | | | | | | |
| No legend plates possible with vertical arrangements<br>Protection type only in conjunction with a suitable enclosure and correct mounting. | | | | | | | | | | |
| Aluminium with yellow paint finish for Emergency switching off |  | IP65 | 1 | | RAL 1004 | – | **M22-EY1**<br>216542 | | 5 off | Product Standards: IEC/EN 60947-5; UL 508; CSA-C22.2 No. 14-05; CSA-C22.2 No. 94-91; CE marking<br>UL File No.: E29184<br>UL CCN: NKCR<br>CSA File No.: 012528<br>CSA Class No.: 3211-03<br>NA Certification: UL Listed, CSA certified<br>Degree of Protection: UL/CSA Type 3R, 4X, 12, 13 |
| Aluminium light anodized, including M22-XE... |  | | 1 | | RAL 7035 | – | **M22-E1**<br>216541 | | | |
| |  | | 2 | | | – | **M22-E2**<br>216543 | | | |
| | 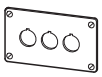 | | 3 | | | – | **M22-E3**<br>216544 | | | |
| | 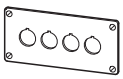 | | 4 | | | – | **M22-E4**<br>216545 | | 1 off | |
| | 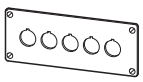 | | 5 | | | – | **M22-E5**<br>216546 | | | |
| | 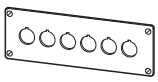 | IP40 | 6 | | | – | **M22-E6**<br>216547 | | | |
| **Shrouds** | | | | | | | | | | |
| Plastic, light grey<br>Protection type only in combination with flush mounting plates M22-E… | | | | | | | | | | |
| |  | IP55 | 1 | | RAL 7035 | 3 | **M22-H1**<br>216548 | | 1 off | Product Standards: IEC/EN 60947-5; UL 508; CSA-C22.2 No. 14-05; CSA-C22.2 No. 94-91; CE marking<br>UL File No.: E29184<br>UL CCN: NKCR<br>CSA File No.: 012528<br>CSA Class No.: 3211-03<br>NA Certification: UL Listed, CSA certified<br>Degree of Protection: UL/CSA Type 3R, 4X, 12, 13 |
| |  | | 2 | | | 4 | **M22-H2**<br>216549 | | | |
| |  | | 3 | | | 4 | **M22-H3**<br>216550 | | | |
| |  | IP40 | 4 | | | 4 | **M22-H4**<br>216551 | | | |
| | 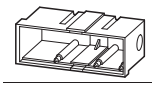 | | 5 | | | 5 | **M22-H5**<br>216552 | | | |
| | 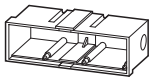 | | 6 | | | 6 | **M22-H6**<br>216553 | | | |
| **Set of plaster keys** | | | | | | | | | | |
| Comprising two plaster keys as mounting aids<br>For plastering of shrouds | | | | | | | | | | |
| | 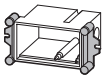 | - | – | – | – | – | **M22-UPE**<br>216554 | | 1 off | Product Standards: IEC/EN 60947-5; UL 508; CSA-C22.2 No. 14-05; CSA-C22.2 No. 94-91; CE marking<br>UL File No.: E29184<br>UL CCN: NKCR<br>CSA File No.: 012528<br>CSA Class No.: 3211-03<br>NA Certification: UL Listed, CSA certified<br>Degree of Protection: UL/CSA Type 3R, 4X, 12, 13 |

| | Mounting locations | Cable entry knockouts | | Color | RAL value | Protection type | **Part no.** Article no. | **Price** See price list | Std. pack |
|---|---|---|---|---|---|---|---|---|---|
| | | Floor | Pages | | | | | | |
| | Number | Number × M… | Number × M… | | | | | | |
| **Surface mounting enclosures** | | | | | | | | | |
| With high-grade steel screws<br>Enclosure base: anthracite | | | | | | | | | |
| ATEX ATEX part numbers for use in dust-laden areas, Zone 22, Category 3<br>→ Engineering | | | | | | | | | |
| totally insulated | | | | | | | | | |
|  For emergency-switching-off pushbuttons | 1 | 2 x 16 | 1 x 20<br>2 x 25/20 | | RAL 1004 | IP67, IP69K | **M22-IY1**<br>216536 | | 1 off |
| | 1 | 2 x 16 | 1 x 20<br>2 x 25/20 | | RAL 1004 | IP67, IP69K | **M22-IY1-ATEX**<br>104370 | | 1 off |
|  | 1 | 2 x 16 | 1 x 20<br>2 x 25/20 | | RAL 7035 | IP67, IP69K | **M22-I1**<br>216535 | | 1 off |
| | 1 | 2 x 16 | 1 x 20<br>2 x 25/20 | | RAL 7035 | IP67, IP69K | **M22-I1-ATEX**<br>104371 | | 1 off |
| 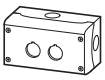 | 2 | 2 x 20 | 1 x 20<br>2 x 25/20 | | RAL 7035 | IP67, IP69K | **M22-I2**<br>216537 | | 1 off |
| | 2 | 2 x 20 | 1 x 20<br>2 x 25/20 | | RAL 7035 | IP67, IP69K | **M22-I2-ATEX**<br>104372 | | 1 off |
| 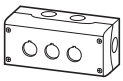 | 3 | 2 x 20 | 2 x 20<br>2 x 25/20 | | RAL 7035 | IP67, IP69K | **M22-I3**<br>216538 | | 1 off |
| | 3 | 2 x 20 | 2 x 20<br>2 x 25/20 | | RAL 7035 | IP67, IP69K | **M22-I3-ATEX**<br>104373 | | 1 off |
| 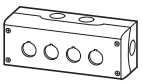 | 4 | 2 x 20 | 2 x 20<br>2 x 25/20 | | RAL 7035 | IP67, IP69K | **M22-I4**<br>216539 | | 1 off |
| | 4 | 2 x 20 | 2 x 20<br>2 x 25/20 | | RAL 7035 | IP67, IP69K | **M22-I4-ATEX**<br>104374 | | 1 off |
| 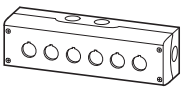 | 6 | 2 x 20 | 2 x 20<br>2 x 25/20 | | RAL 7035 | IP66 | **M22-I6**<br>216540 | | 1 off |
| | 6 | 2 x 20 | 2 x 20<br>2 x 25/20 | | RAL 7035 | IP66 | **M22-I6-ATEX**<br>104375 | | 1 off |

**Notes**

**Information relevant for export to North America**

| | |
|---|---|
| Product Standards | IEC/EN 60947-5; UL 508; CSA-C22.2 No. 14-05; CSA-C22.2 No. 94-91; CE marking |
| UL File No. | E29184 |
| UL CCN | NKCR |
| CSA File No. | 012528 |
| CSA Class No. | 3211-03 |
| NA Certification | UL Listed, CSA certified |
| Degree of Protection | UL/CSA Type 3R, 4X, 12, 13 |

| | Mounting locations | Cable entry knockouts | | Color | RAL value | Protection type | **Part no.** Article no. | **Price** See price list | Std. pack |
|---|---|---|---|---|---|---|---|---|---|
| | | Floor | Pages | | | | | | |
| | Number | Number × M… | Number × M… | | | | | | |
| **M20 connecting screw** | | | | | | | | | |
| For connection of any M22-I... surface mounting enclosures<br>Mounting by M20 cable entry from the side | | | | | | | | | |
|  | – | – | – | – | – | IP67 | **M22-XI**<br>229162 | | 25 off |
| **M20 metric cable glands according to EN 50262** | | | | | | | | | |
| With lock nut and built-in strain relief<br>Polyamide, halogen free<br>External diameter of cable 6 - 13 mm | | | | | | | | | |
| 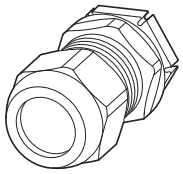 | – | – | – | – | – | IP68, IP69K | **V-M20**<br>206910 | | 20 off |
| **Surface mounting enclosures** | | | | | | | | | |
| Including mounting plate for base fixing<br>Enclosure base: anthracite<br>totally insulated | | | | | | | | | |
| 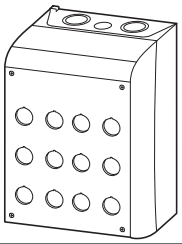 | 12 | 2 x 32/25 | 2 x 20<br>4 x 32/25 | | RAL 7035 | IP55 | **M22-I12**<br>222688 | | 1 off |

**Notes**

**Information relevant for export to North America**

| | |
|---|---|
| Product Standards | IEC/EN 60947-5; UL 508; CSA-C22.2 No. 14-05; CSA-C22.2 No. 94-91; CE marking |
| UL File No. | E29184 |
| UL CCN | NKCR |
| CSA File No. | 012528 |
| CSA Class No. | 3211-03 |
| NA Certification | UL Listed, CSA certified |
| Degree of Protection | UL/CSA Type 3R, 4X, 12, 13 |

| | | Description | Part no. Article no. | Price See price list | Std. pack |
|---|---|---|---|---|---|
| **AS-Interface connection for RMQ-Titan** | | | | | |
| 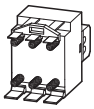 | For front mounting (RMQ-Titan) | AS-Interface slave<br>Adapter element for RMQ-Titan<br>AS-Interface information: 2 input bits, 1 output bit<br>Module enclosure for snap fitting on the contact and LED elements:<br>Inputs for 2 contact elements: M22-K01 (normally closed contact), M22-K10 (normally open contact)<br>Output for 1 LED element: M22-LED-...<br>Including AS-Interface connector as insulation piercing terminal | **M22-ASI**<br>231269 | | 1 off |
| 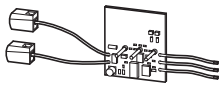 | for base fixing (RMQ-Titan) | Adapter element for RMQ-Titan<br>AS-Interface information: 2 input bits, 1 output bit<br>Inputs for two contacts<br>Output for 1 LED element: M22-LED-... | **M22-ASI-C**<br>231271 | | 1 off |
| 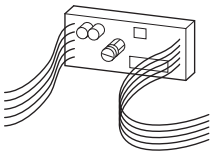 | For surface mounting enclosures (RMQ-Titan) | External connections: 4 inputs/4 outputs<br>For contact and lamp socket elements.<br>RMQ-Titan surface mounting enclosures: M22-I3, M22-I4, M22-I6 | **RMQ-M1C-ASI**<br>032314 | | 1 off |
| **Emergency switching off connections for AS-Interface for safety monitor** | | | | | |
| For front fixing<br> 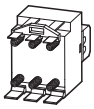 | | AS-Interface slave<br>Adapter element for RMQ-Titan<br>AS-Interface information:<br>1 dual-channel input, 1 output<br>Module enclosure for snap fitting on the contact and LED elements:<br>Inputs for 2 contact elements: M22-K01 (NC)<br>Output for 1 LED element: M22-LED-...<br>Including AS-Interface connector as insulation piercing terminal | **M22-ASI-S**<br>231270 | | 1 off |
| For base fixing<br> 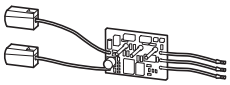 | | AS-Interface slave<br>Adapter element for RMQ-Titan or FAK<br>AS-Interface information:<br>1 dual-channel input, 1 output<br>For the following RMQ-Titan contact and LED elements:<br>Inputs for 2 contact elements: M22-K01 (NC), M22-K01 (NC)<br>Output for 1 LED element: M22-LED-... | **M22-ASI-CS**<br>231272 | | 1 off |
| **AS-Interface complete unit** | | | | | |
| 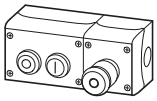 | | M22-I2 and M22-I2Y surface mounting enclosures<br>M22-PVL emergency-off button actuator and ON-OFF pushbutton actuator;<br>ON illuminated<br>1 × M22-AS-Interface-CS and 1 × M22-AS-Interface-C<br>1 x M12A connector<br>Addressing M22-PVL → 0; ON-OFF 1 A | **M22-I1/2-M1-ASI**<br>107405 | | 1 off |

**Information relevant for export to North America**

| | |
|---|---|
| Product Standards | IEC/EN 60947-5; UL 508; CSA-C22.2 No. 14-05; CSA-C22.2 No. 94-91; CE marking |
| UL File No. | E29184 |
| UL CCN | NKCR |
| CSA File No. | 012528 |
| CSA Class No. | 3211-03 |
| NA Certification | UL Listed, CSA certified |

| | For use with | Color | RAL value | **Part no.** Article no. | **Price** See price list | Std. pack | **Information relevant for export to North America** |
|---|---|---|---|---|---|---|---|
| **Bezel gold (24 karat)** | | | | | | | |
| Bezel not available individually: Can be ordered only through Eaton sales office as M22-COMBINATION-* (customer-specific complete devices) | | | | | | | |
|  | – | – | – | **M22-FR-AU** 274150 | | 1 off | UL/CSA certification not required |
| **Blanking plugs** | | | | | | | |
| ATEX → Engineering round design, IP67, IP69K<br>For closing off of spare mounting locations | | | | | | | |
|  | – | | RAL 7035 | **M22-B** 216388 | | 50 off | NA Certification: Request filed for UL and CSA<br>Degree of Protection: UL/CSA Type 3R, 4X, 12, 13 |
| | – | | RAL 7035 | **M22-B-GVP** 216389 | | 250 off | |
| | – | | RAL 9005 | **M22S-B** 216390 | | 50 off | |
| | – | | RAL 9005 | **M22S-B-GVP** 216391 | | 250 off | |
| **Pushbutton diaphragm for IP67, IP69K, silicone** | | | | | | | |
| ATEX → Engineering<br>Transparent diaphragms for severe environmental conditions and use in the food industry. Do not use with legend plate mount M22S-ST since degree of protection is not guaranteed | | | | | | | |
|  | M22(N/O)-D-(R)-...<br>M22(N/O)-DL-...,<br>M22(N/O)-DRL-...<br>M22(N/O)-L(C)-... | – | – | **M22-T-D** 216395 | | 10 off | NA Certification: Request filed for UL and CSA<br>Degree of Protection: UL/CSA Type 3R, 4X, 12, 13 |
|  | M22(N/O)-DDL... | – | – | **M22-T-DD** 216396 | | 10 off | |

| | For use with | Color | RAL value | **Part no.** Article no. | **Price** See price list | Std. pack |
|---|---|---|---|---|---|---|
| **Protective diaphragm, silicone** | | | | | | |
| ATEX → Engineering<br>Prevents ingress of dirt and dust into the key opening | | | | | | |
|  | M22-WS... | – | – | **M22-XWS** 231275 | | 5 off |
| **Telescopic clip** | | | | | | |
| For adjusting mounting depth for mounting in enclosures CI and panels with mounting depths from 115 to 155 mm.<br>Infinitely adjustable, screw- and snap-on mounting (mounting rail IEC/EN 60715) up to 10 × M22-TC per enclosure permissible, of which 5 with maintained buttons. Do not use in combination with emergency switching-off pushbuttons | | | | | | |
| Three contact/LED elements with base fixing,<br>Including centring adapter | | | | | | |
| 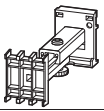 | – | – | – | **M22-TC** 216398 | | 10 off |
| With top-hat rail IEC/EN 60715, width 44 mm<br>For mounting of EASY, FAZ, PKZ, DIL etc. weighing ≦ 0.3 kg | | | | | | |
| 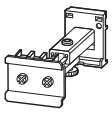 | EASY200, EASY500, EASY700, EASY800, MFD-CP8, EC4P<br>Infinitely adjustable via scale from 75 to 115 mm | – | – | **M22-TA** 226161 | | 1 off |

**Information relevant for export to North America**

| | |
|---|---|
| Product Standards | IEC/EN 60947-5; UL 508; CSA-C22.2 No. 14-05; CSA-C22.2 No. 94-91; CE marking |
| UL File No. | E29184 |
| UL CCN | NKCR |
| CSA File No. | 012528 |
| CSA Class No. | 3211-03 |
| NA Certification | UL Listed, CSA certified |

| | For use with | Part no. Article no. | Price See price list | Std. pack | Information relevant for export to North America | |
|---|---|---|---|---|---|---|
| **Extension** | | | | | | |
| 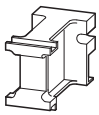 | Telescopic clip for mounting depth 205 mm | **M22-TCV** 225527 | | 5 off | Product Standards | IEC/EN 60947-5; UL 508; CSA-C22.2 No. 14-05; CSA-C22.2 No. 94-91; CE marking |
| | | | | | UL File No. | E29184 |
| | | | | | UL CCN | NKCR |
| | | | | | CSA File No. | 012528 |
| | | | | | CSA Class No. | 3211-03 |
| | | | | | NA Certification | UL Listed, CSA certified |
| **IVS top-hat rail adapter** | | | | | | |
| 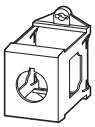 | Top-hat rail to IEC/EN 60715 for front fixing | **M22-IVS** 216400 | | 1 off | Product Standards | IEC/EN 60947-5; UL 508; CSA-C22.2 No. 14-05; CSA-C22.2 No. 94-91; CE marking |
| | | | | | UL File No. | E29184 |
| | | | | | UL CCN | NKCR |
| | | | | | CSA File No. | 012528 |
| | | | | | CSA Class No. | 3211-03 |
| | | | | | NA Certification | UL Listed, CSA certified |
| **Plunger bridge** | | | | | | |
| For actuating the middle contact element of the M22-W...3 non-illuminated 3-position selector switch actuator → Engineering | | | | | | |
|  | Middle contact of 3-position selector switch non-illuminated, (1 off) black | **M22-XW** 216405 | | 10 off | Product Standards | IEC/EN 60947-5; UL 508; CSA-C22.2 No. 14-05; CSA-C22.2 No. 94-91; CE marking |
| | | | | | UL File No. | E29184 |
| | | | | | UL CCN | NKCR |
| | | | | | CSA File No. | 012528 |
| | | | | | CSA Class No. | 3211-03 |
| | | | | | NA Certification | UL Listed, CSA certified |
| **Guardring** | | | | | | |
| ATEX → Engineering | | | | | | |
| To protect against accidental operation, IP66 | | | | | | |
|  | For pushbutton and selector switch actuators (button plates cannot be used) | **M22-XGWK** 231274 | | 5 off | Product Standards | IEC/EN 60947-5; UL 508; CSA-C22.2 No. 14-05; CSA-C22.2 No. 94-91; CE marking |
| | | | | | UL File No. | E29184 |
| | | | | | UL CCN | NKCR |
| | | | | | CSA File No. | 012528 |
| | | | | | CSA Class No. | 3211-03 |
| | | | | | NA Certification | UL Listed, CSA certified |
| | | | | | Degree of Protection | UL/CSA no. 3R, 4X, 12, 13 |
| **Threaded ring** | | | | | | |
| M22 x 1.5 mm | | | | | | |
|  | 6.0 mm thick | **M22-GR** 216401 | | 50 off | Product Standards | IEC/EN 60947-5; UL 508; CSA-C22.2 No. 14-05; CSA-C22.2 No. 94-91; CE marking |
| | | | | | UL File No. | E29184 |
| | 4.8 mm thick | **M22-GR7** 288852 | | 50 off | UL CCN | NKCR |
| | | | | | CSA File No. | 012528 |
| | 6.0 mm thick | **M22-GR-GVP** 216404 | | 500 off | CSA Class No. | 3211-03 |
| | | | | | NA Certification | UL Listed, CSA certified |
| **Set of adapter rings, 30/22.3 mm** | | | | | | |
| Black, consisting of adapter ring and fixing nut, IP67, IP69K | | | | | | |
| 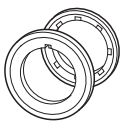 | Mounting of ∅ 22.3 devices in ∅ 30.5 drilling dimensions Protection type is determined by the front element. | **M22S-R30** 216408 | | 10 off | UL/CSA certification not required | |

| | For use with | Part no. Article no. | Price See price list | Std. pack | Information relevant for export to North America |
|---|---|---|---|---|---|
| **Mounting ring tool** | | | | | |
| 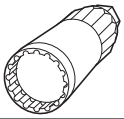 | Threaded ring, can be fitted on to electric screwdriver | **M22-MS** 216402 | | 5 off | UL/CSA certification not required |
| **Fixing plate** | | | | | |
| 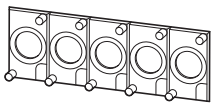 | M22-H… shrouds to the M22-E… flush mounting panel for up to 5 mounting locations | **M22-XE5** 218945 | | 1 off | UL/CSA certification not required |
| **Dust cover** | | | | | |
| 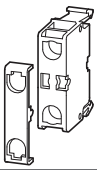 | for M22-K-… contacts (front fixing) | **M22-XKDP** 100647 | | 50 off | UL/CSA certification not required |
| **Dust cover and mechanical fixing** | | | | | |
| for M22...<br>5 x M20 knockouts | | | | | |
| 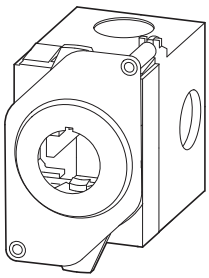 | Max. 3 contacts | **M22-ADC** 106523 | | 1 off | |
| | Max. 4 contacts | **M22-ADC4** 106524 | | | |
| | Mechanical fixing | **M22-XADC** 107918 | | | |

| | Model | Lifespan at $t_a$ = +25 °C $t_{average}$ (AC) h | Color | | Part no. Article no. | Price See price list | Std. pack |
|---|---|---|---|---|---|---|---|
| **BA 9s filament bulbs for compact indicator lights** | | | | | | | |
| High-grade versions from selected manufacturers | | | | | | | |
|  | 110 - 130 V/2.4 W | 2000 | – | – | **A22-GL130** 261361 | | 100 off |
| | 24 V/2.0 W | 5000 | – | – | **A22-GL24** 261360 | | 100 off |
| **BA 9s single-chip LEDs for compact indicator lights** | | | | | | | |
| For AC and DC (positive pole connected to X1), protected against polarity reversal, integral suppressor circuit-breaker up to 1500 V | | | | | | | |
|  | 12 - 30 V AC/DC/15 mA | 100000 | ○ | White | **A22-LED-W** 261362 | | 10 off |
| | 12 - 30 V AC/DC/15 mA | 100000 | ● | Red | **A22-LED-R** 261364 | | |
| | 12 - 30 V AC/DC/15 mA | 100000 | ● | Green | **A22-LED-G** 261363 | | |
| | 12 - 30 V AC/DC/15 mA | 100000 | ● | Yellow | **A22-LED-Y** 261365 | | |