Compact Rail-Mounted Terminal Blocks for DIN 15 and DIN 35 Rails
870 Series

Assembly



Snapping a rail-mount terminal block onto DIN 35 carrier rail.

Removal



Removing a terminal block from the assembly.

Insulation stop



Inserting an insulation stop.

Push-in type jumper bar system



Push jumper bars down firmly until fully inserted. When using multipole bars, push alternately on right and then left side, until installed.
Push-in type jumper bars 1 – 3 – 5 – 7 or 1 – – 4 – – 7 upon request.

Push-in type jumper bar system



Two parallel jumper receptacles are accommodated in one terminal block.



Commoning with step-down jumpers



Commoning terminal blocks of different sizes – step down.

Testing



Testing is also possible using a pre-wired module assembly, similar to test plugs.

Testing



Testing with phase testing device, also possible with single-pole voltage tester.



CAGE CLAMP® clamps the following copper conductors:*

solid



stranded



fine-stranded, also with tinned single strands

* For aluminum conductors, see notes in Section 14.

❶ When using ferrules, the max. conductor cross section accommodated is one size smaller than max. rating of terminal block.

– Description and Handling –

CAGE CLAMP® connection



Terminating fine-stranded conductors ranging from 0.08 to 4 mm² (AWG 28 – 12).

CAGE CLAMP® connection



Multilevel terminal blocks



Double- and triple-deck terminal blocks with internal commoning acting as 4- and 6-conductor terminal blocks.

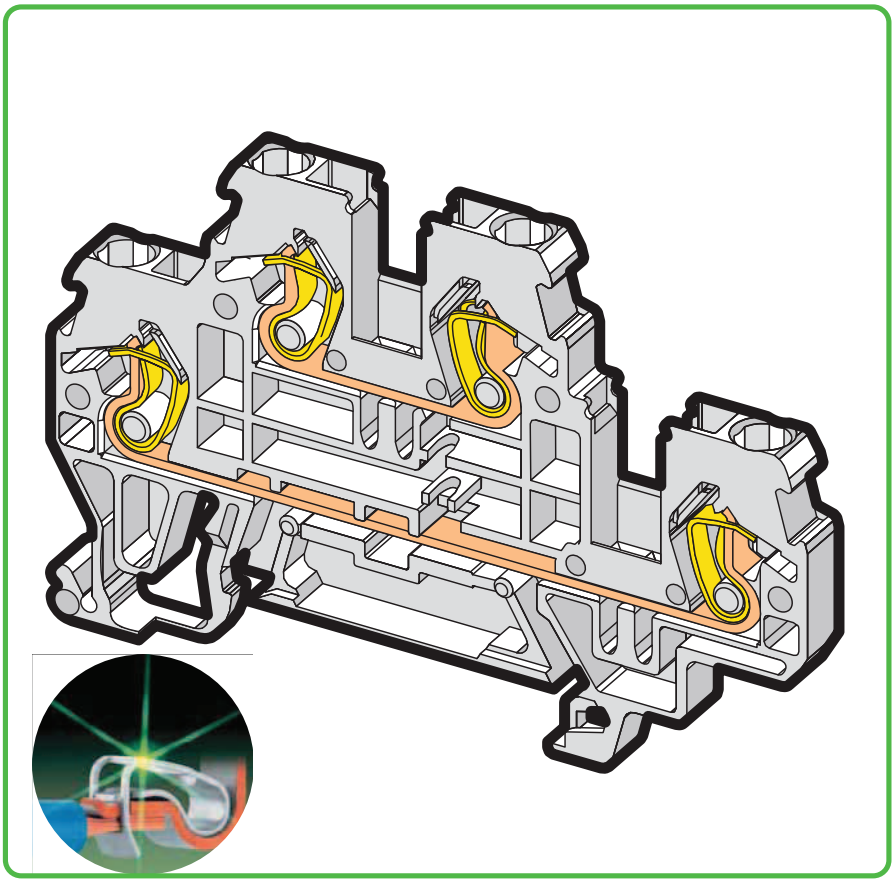

Protective warning marker



Protective warning markers (280-405), with black high-voltage symbols.

Marking



Marking the clamping unit via WMB Multi marking system or miniature WSB Quick marking system.

Space saver



Save 50% of rail space when using double-deck terminal blocks.

Space saver



Save 67% of rail space when using triple-deck terminal blocks.

Marking Strips



Transparent marker strips (note: Jumpers below may be visible).



fine-stranded, tip-bonded



fine-stranded, with ferrule ❶ (gastight crimped)



fine-stranded, with pin terminal (gastight crimped)

Through/Ground Conductor and Ex Terminal Blocks 2.5 mm² (4 mm² "f-st") for DIN 35 and DIN 15 Rails
870 Series

0.08 - 2.5 (4"f-st")mm² ❶ / 500 V/6 kV/3 ❷ / I_N 24 A	AWG 28 - 12 / 300 V, 20 A	
Terminal block width 5 mm / 0.197 in / 6 - 7 mm / 0.26 in ❸		



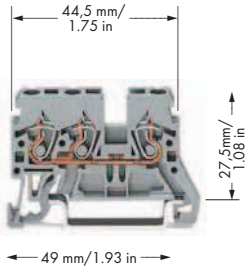



Item No.		Pack. Unit
2-conductor through terminal block, for DIN 35 rail		
gray	**870-901**	100
blue	**870-904** ❹	100
orange	**870-902**	100
light gray Ex	**870-909** ❺	100
2-conductor ground terminal block, for DIN 35 rail, Notice: This ground conductor terminal block cannot be commoned with push-in type jumper bars.		
green-yellow	**870-907**	100
green-yellow Ex	**870-907/999-950** ❺	100

Item No.		Pack. Unit
3-conductor through terminal block, for DIN 35 rail		
gray	**870-681**	100
blue	**870-684** ❹	100
orange	**870-682**	100
3-conductor ground terminal block, for DIN 35 rail, Notice: This ground conductor terminal block cannot be commoned with push-in type jumper bars.		
green-yellow	**870-687**	100

Item No.		Pack. Unit
4-conductor through terminal block, for DIN 35 rail		
gray	**870-831**	100
blue	**870-834** ❹	100
orange	**870-832**	100
4-conductor ground terminal block, for DIN 35 rail, Notice: This ground conductor terminal block cannot be commoned with push-in type jumper bars.		
green-yellow	**870-837**	100
Other terminal blocks with the same profile:		
Double-potential	**870-826** Page 277	

Item-Specific Accessories

End and intermediate plate, 2 mm thick			
	orange	**870-924**	100 (4x25)
	gray	**870-923**	100 (4x25)
	light gray	**870-925**	100 (4x25)
Separator, oversized, 2 mm thick			
	orange	**870-929**	100 (4x25)
	gray	**870-928**	100 (4x25)
End and intermediate plate, 2 mm thick, for 2-conductor ground conductor Ex terminal blocks only			
	green-yellow	**870-926**	100 (4x25)
Ex e/Ex i separator, orange, 3 mm thick			
	90 mm	**209-190**	50 (2x25)
	120 mm	**209-191**	50 (2x25)

Item-Specific Accessories

End and intermediate plate, 1 mm thick			
	orange	**870-934**	100 (4x25)
	gray	**870-933**	100 (4x25)
Separator, oversized, 1 mm thick			
	orange	**870-947**	100 (4x25)
	gray	**870-946**	100 (4x25)

Item-Specific Accessories

End and intermediate plate, 1 mm thick			
	orange	**870-944**	100 (4x25)
	gray	**870-943**	100 (4x25)
Separator, oversized, 1 mm thick			
	orange	**870-949**	100 (4x25)
	gray	**870-948**	100 (4x25)

870 Series Accessories

Appropriate marking systems: WMB/Miniature WSB (see Section 13)

Insulation stop, ❻			
	5 pcs/strip, 0.08 - 0.2 mm² "s" (0.14 mm² "f-st")		
	white	**280-470**	200 (8x25)
Insulation stop, ❻			
	5 pcs/strip, 0.25 - 0.5 mm²		
	light gray	**280-471**	200 (8x25)
Insulation stop, ❻			
	5 pcs/strip, 0.75 - 1 mm²		
	dark gray	**280-472**	200 (8x25)

Push-in type jumper bar, insulated,			
	I_N 18 A, light gray		
	2-way	**870-402**	200 (8x25)
	3-way	**870-403**	200 (8x25)
	4-way	**870-404**	200 (8x25)
	5-way	**870-405**	100 (4x25)
	6-way	**870-406**	100 (4x25)
	7-way	**870-407**	100 (4x25)
	8-way	**870-408**	100 (4x25)
	9-way	**870-409**	100 (4x25)
	10-way	**870-410**	100 (4x25)

Push-in type jumper bar, insulated,			
	I_N 18 A, light gray		
	from 1 to 3	**870-433**	200 (8x25)
	from 1 to 4	**870-434**	200 (8x25)
	from 1 to 5	**870-435**	100 (4x25)
	from 1 to 6	**870-436**	100 (4x25)
	from 1 to 7	**870-437**	100 (4x25)
	from 1 to 8	**870-438**	100 (4x25)
	from 1 to 9	**870-439**	100 (4x25)
	from 1 to 10	**870-440**	100 (4x25)

For list of approvals and user guide, see pages 634 to 637.