Transverse Switching Terminal Blocks and Longitudinal Switching Disconnect Terminal Blocks, 282 Series – Description and Handling –

Commoning



Transverse switching terminal blocks
Left: Adjacent jumper for commoning of switch lever
Right: Commoning with orange jumper

Switch positions



Left: closed
Right: open

Current transformer circuit

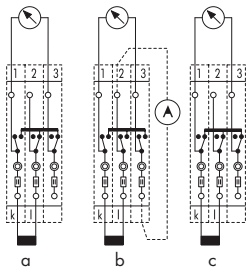

via transverse switching terminal blocks
a = Normal operation **b** = Measurement testing
c = Transformer short-circuit

Testing



Testing with touch-proof test sockets 4 mm Ø.
(not offered by WAGO)
e.g., mfd by Multi-Contact Deutschland GmbH

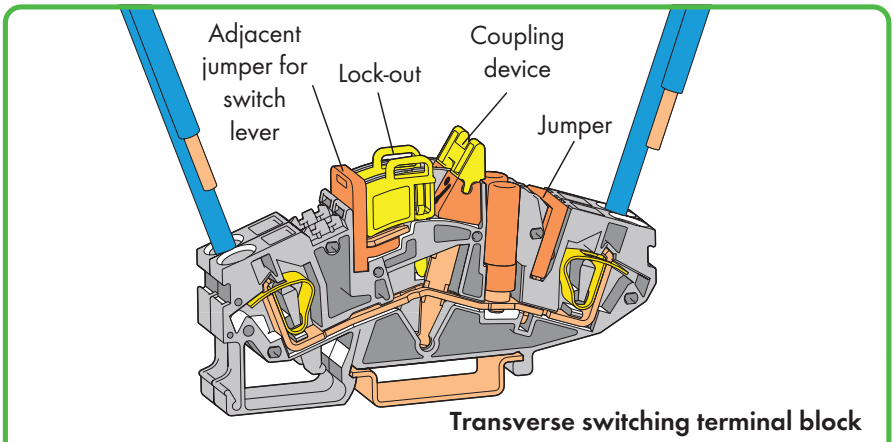

CAGE CLAMP® connection



Conductor termination

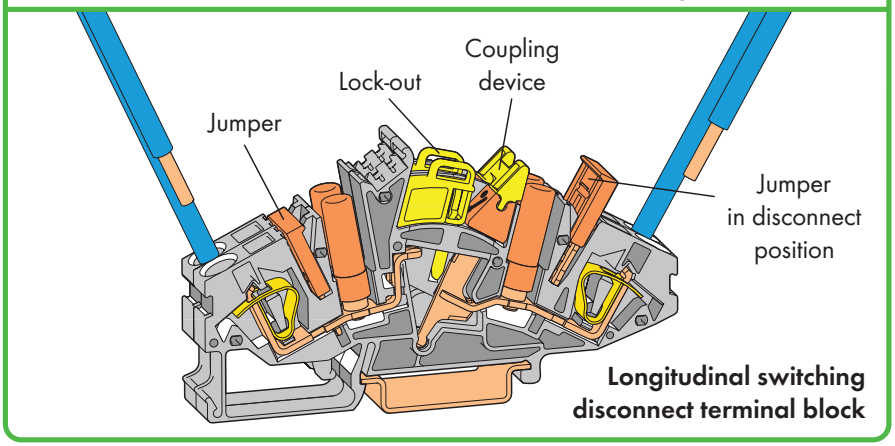

Lock-out



Inserting lock-out.

Commoning



Longitudinal switching disconnect terminal blocks

Current transformer circuit

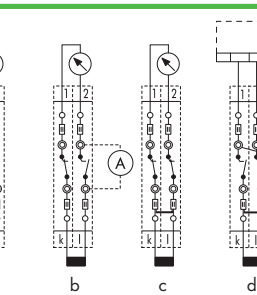

via longitudinal switching disconnect terminal blocks
a = Normal operation **b** = Measurement testing
c = Transformer short-circuit **d** = Relay test

CAGE CLAMP® clamps the following copper conductors:*

solid	stranded	fine-stranded, also with tinned single strands	fine-stranded, tip-bonded	fine-stranded, with ferrule ❶ (gastight crimped)	fine-stranded, with pin terminal (gastight crimped)

* For aluminum conductors, see notes in Section 14.

❶ When using ferrules, the max. conductor cross section accommodated is one size smaller than max. rating of terminal block.

Jumpers with Safety Lid for Longitudinal Switching Disconnect Terminal Blocks Series 282



Jumper with safety lid
– Jumper in pre-latching position



Jumper with safety lid
Longitudinal switching disconnect terminal blocks with inserted jumper, including safety lid



Jumper with safety lid
– Jumper with raised safety lid



Jumper with safety lid
– Removing jumper via safety lid

Transverse Switching Terminal Blocks and Longitudinal Switching Disconnect Terminal Blocks 6 mm², e.g., Current Transformer Circuits, 282 Series

0.2 - 6 mm² | AWG 24 - 10 500 V/6 kV/3 ❶ | 600 V, 30 A I_N 30 A | 300 V, 36 A Terminal block width 8 mm / 0.315 in 12 - 13 mm / 0.49 in ❷	0.2 - 6 mm² | AWG 24 - 10 500 V/6 kV/3 ❶ | 600 V, 30 A I_N 30 A | 300 V, 36 A Terminal block width 8 mm / 0.315 in 12 - 13 mm / 0.49 in ❷	0.2 - 6 mm² | AWG 24 - 10 500 V/6 kV/3 ❶ I_N 30 A Terminal block width 8 mm / 0.315 in 12 - 13 mm / 0.49 in ❷







Item No.	Pack. Unit
2-conductor transverse switching terminal block, with touch-proof test socket, for test plug 4 mm Ø	
◯ gray **282-811** ❸	20

Item No.	Pack. Unit
2-conductor longitudinal switching disconnect terminal block, with touch-proof test sockets, for test plug 4 mm Ø	
◯ gray **282-821** ❸	20

Item No.	Pack. Unit
2-conductor through terminal block, with touch-proof test sockets, for test plug 4 mm Ø	
◯ gray **282-841**	20

Item-Specific Accessories

End and separator plate,

1.5 mm thick		
orange	**282-366**	50 (5x10)
gray	**282-361**	50 (5x10)

Adjacent jumper for switch lever, insulated, orange,

I_N 30 A		
2-way	**282-442**	50 (5x10)
3-way	**282-443**	50 (5x10)
4-way	**282-444**	50 (5x10)
5-way	**282-445**	50 (5x10)
6-way	**282-446**	50 (5x10)

Item-Specific Accessories

End and separator plate,

1.5 mm thick		
orange	**282-365**	50 (5x10)
gray	**282-360**	50 (5x10)

Item-Specific Accessories

End and separator plate,

1.5 mm thick		
orange	**282-365**	50 (5x10)
gray	**282-360**	50 (5x10)

Accessories

Appropriate marking systems: WMB/Miniature WSB (see Section 13)

Lock-out,

for disconnect link		
yellow	**282-370**	100 (4x25)

Coupling device,

mechanically locks multiple links,		
yellow		
2-way	**282-372**	50 (5x10)
3-way	**282-373**	50 (5x10)
4-way	**282-374**	50 (5x10)

Jumper, insulated,

I_N 30 A,		
orange		
2-way	**282-432**	50 (5x10)
3-way	**282-433**	50 (5x10)
4-way	**282-434**	50 (5x10)
5-way	**282-435**	50 (5x10)
6-way	**282-436**	50 (5x10)
7-way	**282-437**	50 (5x10)
8-way	**282-438**	50 (5x10)
9-way	**282-439**	50 (5x10)
10-way	**282-440**	50 (5x10)

Protective warning marker,

with high-voltage symbol, black,		
for 5 terminal blocks		
yellow	**282-415**	100 (4x25)

Jumper, special design,

I_N 30 A,		
orange		
1-3-5	**282-435/011-000**	
1-3-5-7	**282-437/011-000**	
		50 (5x10)

Jumper with safety lid, insulated,

I_N 30 A,		
orange		
2-way	**282-432/100-000**	
3-way	**282-433/100-000**	
4-way	**282-434/100-000**	
		50 (5x10)

Collective carrier for jumpers,

for jumpers for transverse switching terminal block (282-811) and longitudinal switching disconnect terminal block (282-821)		
gray	**282-369**	25

WMB Multi marking system,

10 strips with 10 markers per card,		
for terminal widths 5 - 17.5 mm		
plain	**793-501**	5

WMB Multi marking system, plain,

10 strips with 10 markers per card,		
for terminal widths 5 - 17.5 mm		
yellow	**793-501/000-002**	
red	**793-501/000-005**	
blue	**793-501/000-006**	
gray	**793-501/000-007**	
orange	**793-501/000-012**	
light green	**793-501/000-017**	
green	**793-501/000-023**	
violet	**793-501/000-024**	
		5

For list of approvals and user guide, see pages 634 to 637.