High-Current, Rail-Mounted Terminal Blocks 95 mm²
285 Series

Conductor termination



Insert Allen wrench and rotate counterclockwise. The push in orange locking tab for hands free wiring.

Commoning



Commoning adjacent terminal blocks with adjacent jumper. Tool-free insertion of jumper above the conductor entry hole.
Rated cross section is still 95 mm²/AWG 4/0.

Testing



Testing with touch-proof test sockets 4 mm Ø.
(not offered by WAGO – e.g., mfd by Multi-Contact Deutschland GmbH)

Conductor termination



Insert stripped conductor until it hits backstop; hold this in position.



Conductor termination



Unlock the locking tab with a short conterclockwise turn of the Allen wrench ①. When unlocked (click), allow Allen wrench to rotate clockwise (entomatic)② to securely terminate the conductor.

Assembly



Snapping a terminal block onto the carrier rail.
From the left or from the right.

Removal



Removing a terminal block from the assembly.
To the left or to the right.



POWER CAGE CLAMP clamps the following copper conductors:* solid



stranded



fine-stranded, also with tinned single strands

* For aluminum conductors, see notes in Section 14.

– Description and Handling –

Safety notes



Bend the conductor before stripping!
Conductor end has to be straight!
Note: Strip length 35 mm/1.38 in.



Caution! Health hazard!
Keep your fingers out of the conductor entry hole!



Protective warning marker may indicate:
Caution! Power is still on even after switching off the main switch!



Grounding foot



Contact pressure is distributed evenly among all defined contact zones.
Short circuit currents of more than 11,400A per second are grounded safely.

Ground conductor terminal blocks



Firmly snap ground conductor terminal block onto the carrier rail. The grounding foot makes an automatic contact to the rail.

Voltage tap





Reliably and easily tap directly onto the power supply. Insert the unwired tap before opening the pressure spring.



fine-stranded,
with ferrule
(gastight crimped)

Touchproof protection



Covers provide touchproof safety by shielding unused conductor entries and jumper contact slots (detach the cover of the jumper contact slot from the touchproof cover of the conductor entry).

High-Current Through/Ground Conductor and Ex Terminal Blocks
95 mm²
285 Series

25 - 95 mm²	**AWG 4 - 4/0**	**25 - 95 mm²**	**AWG 4 - 000**	**0.2 - 10 mm² ❶**	**AWG 24 - 8**
1000 V/8 kV/3 ❷	**600 V, 200 A**			**1000 V/8 kV/3 ❷**	
I_N 232 A	**600 V, 210 A**			**I_N 57 A**	
Terminal block width 25 mm / 0.98 in		**Terminal block width 25 mm / 0.98 in**		**module width 20 mm / 0.787 in**	
35 mm / 1.38 in ❸		**35 mm / 1.38 in ❸**		**12 - 13 mm / 0.49 in ❸**	







	Item No.	Pack. Unit
2-conductor through terminal block, to be used exclusively on DIN 35 x 15 rail		
gray	**285-195**	5
blue	**285-194**	5
light gray	**285-995 ❹**	5

	Item No.	Pack. Unit
2-conductor ground terminal block, to be used exclusively on DIN 35 x 15 rail; 2.3 mm thick, copper		
green-yellow	**285-197**	5
green-yellow	**285-197/999-950 ❹**	5

	Item No.	Pack. Unit
Voltage tap, for 95 mm² high-current terminal blocks		
gray	**285-407**	5

Item-Specific Accessories

Adjacent jumper, insulated,		
 I_N 232 A for 1 jumper, I_N 130 A for 2 - 4 jumpers		
gray	**285-495**	25
Protective warning marker,		
 with high-voltage symbol, black		
yellow	**285-170**	50 (2x25)
Finger guard,		
 touchproof cover protects unused conductor entries and jumper slots		
yellow	**285-169**	25
Allen wrench with partially insulated shaft		
	**285-172**	1
Three-phase set,		
 with 95mm² high-current terminal blocks		
	285-199	1
WMB Multi marking system,		
10 strips with 10 markers per card, for terminal widths 5 - 17.5 mm		
plain	**793-501**	5
WMB Multi marking system,		
10 strips with 10 markers per card, stretchable 5 - 5.2 mm		
plain	**793-5501**	5
Steel carrier rail, acc. to EN 60715,		
 35 x 15 mm, 2.3 mm, 2 m/6'6" long		
unslotted	**210-118**	10
Copper carrier rail, acc. to EN 60715,		
 35 x 15 mm, 2.3 mm, 2 m/6'6" long		
unslotted	**210-198**	10
Marker carrier, for POWER CAGE CLAMP 35/50/95 mm²,		
 5 mm wide		
gray	**285-442**	25

Item-Specific Accessories

Adjacent jumper, insulated,		
 I_N 232 A for 1 jumper, I_N 130 A for 2 - 4 jumpers		
gray	**285-495**	25
Protective warning marker,		
 with high-voltage symbol, black		
yellow	**285-170**	50 (2x25)
Finger guard,		
 touchproof cover protects unused conductor entries and jumper slots		
yellow	**285-169**	25
Allen wrench with partially insulated shaft		
	**285-172**	1
Three-phase set,		
 with 95mm² high-current terminal blocks		
	285-199	1
WMB Multi marking system,		
10 strips with 10 markers per card, for terminal widths 5 - 17.5 mm		
plain	**793-501**	5
WMB Multi marking system,		
10 strips with 10 markers per card, stretchable 5 - 5.2 mm		
plain	**793-5501**	5
Copper carrier rail, acc. to EN 60715,		
 35 x 15 mm, 2.3 mm, 2 m/6'6" long		
unslotted	**210-198**	10

Item-Specific Accessories

Protective warning marker,		
 with high-voltage symbol, black, for 5 terminal blocks		
yellow	**284-415**	50 (2x25)
WMB Multi marking system,		
10 strips with 10 markers per card, for terminal widths 5 - 17.5 mm		
plain	**793-501**	5
WMB Multi marking system,		
10 strips with 10 markers per card, stretchable 5 - 5.2 mm		
plain	**793-5501**	5

For list of approvals and user guide, see pages 634 to 637.