Rail-mounted Terminal Blocks with CAGE CLAMP® . . .
Series 279 to 285 and 880

Assembly



By snapping a ground (earth) conductor terminal block onto the carrier rail, a direct electrical connection is automatically made to the rail.



Quick assembly keys prevent reverse mounting

Removal



Removal of a terminal block from the assembly

Commoning



Commoning of ground (earth) cond. term. blocks with through term. bl. is possible in one direction only using adjacent jumpers. In addition to the required marking of these term. blocks, we also recommend the use of the yell.-green adj. jumpers.

Commoning



Commoning of terminal blocks of different sizes – step down
Application notes see page 2.26

According to EN 60947-7-2 [VDE 0611, part 3] steel carrier rails may not be used for PEN applications.



Commoning



Staggered jumpers for sophisticated wiring jobs.
Application notes see page 2.45

Testing – Series 880



The terminal blocks of series 880 have an additional test slot for test plugs 2 mm / 0.079 in Ø or 2.3 mm / 0.091 in Ø

Protective warning marker



Protective warning markers inserted into the operating slots



CAGE CLAMP® clamps the following copper wires:*

solid



stranded



fine stranded, also with tinned single strands

* For aluminum wire see notes in section 15!

CAGE CLAMP® connection



Connection of conductors



Connection of conductors

❶ When using conductors with ferrules, it is necessary to use a terminal block one size larger than the nominal cross section of the conductor

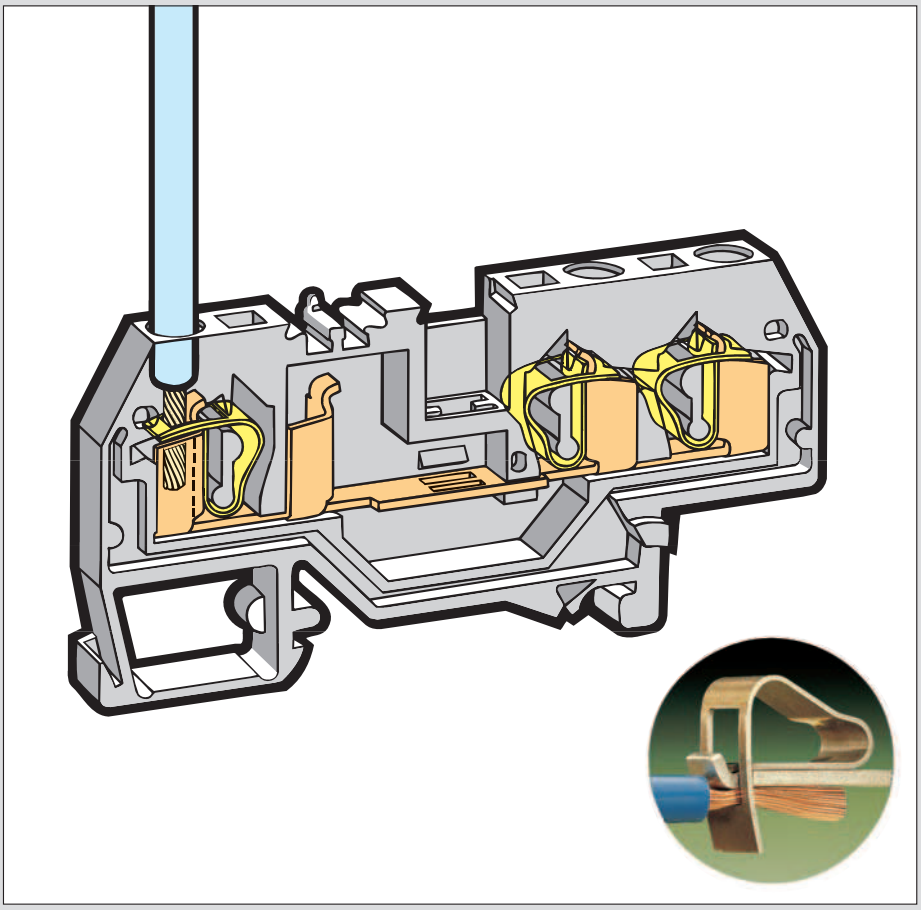

Testing



Testing with test plug.
Test plug with CAGE CLAMP®

Testing



Test plug modules with CAGE CLAMP®. Testing using the conductor wire opening, see page 2.38

Testing



Test plug modules with CAGE CLAMP®. Testing using jumper contact position in current bar, see page 2.39

Marking



Marking with WMB multi-marking system or WSB quick marking system.
For other systems see section 14



fine-stranded wire – tip bonded

Insulation stop

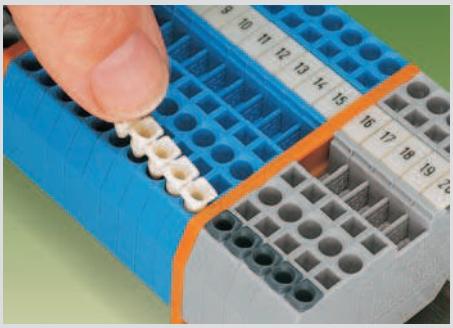

Insertion of insulation stop.
Application notes see page 2.43



fine-stranded wire with crimped ferrule ❶

Testing



Testing with banana plug 4 mm / 0.157 in Ø, using test plug adapter 209-170



fine-stranded wire with crimped pin terminal

Through/Ground (Earth) Conductor/Shield (Screen) and Ex Terminal Blocks 1.5 mm² / AWG 16, Series 279

0.08 – 1.5 mm²	AWG 28 – 16
800 V/8 kV/3 ❶	600 V, 10 A
18 A	600 V, 10 A

Terminal block width 4 mm / 0.157 in

8 – 9 mm / 0.33 in

* GL BV LR NV

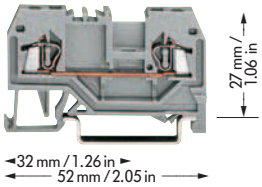

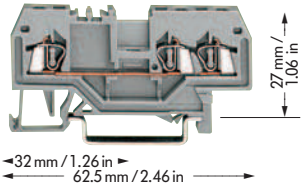

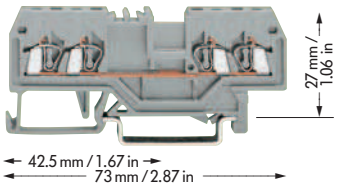

	Item No.	Pack. unit pcs
2-conductor through terminal blocks		
grey	**279-901**	100
blue	**279-904**	100
orange	**279-902**	100
red	**279-903**	100
black	**279-905**	100
yellow	**279-906**	100
light grey Ex	**279-992**	100
2-conductor ground (earth) terminal blocks		
green-yellow	**279-907**	100
green-yellow Ex	**279-907/999-950**	100
Other terminal blocks with the same shape		
diode	**279-915/...-...**	page 7.56

	Item No.	Pack. unit pcs
3-conductor through terminal blocks		
grey	**279-681**	100
blue	**279-684**	100
orange	**279-682**	100
red	**279-683**	100
black	**279-685**	100
yellow	**279-686**	100
light grey Ex	**279-993**	100
3-conductor ground (earth) terminal blocks		
green-yellow	**279-687**	100
green-yellow Ex	**279-687/999-950**	100
Other terminal blocks with the same shape		
diode	**279-673/...-...**	page 7.56
LED	**279-674/...-...**	page 7.60

	Item No.	Pack. unit pcs
4-conductor through terminal blocks		
grey	**279-831**	100
blue	**279-834**	100
orange	**279-832**	100
red	**279-833**	**100**
black	**279-835**	100
yellow	**279-836**	100
light grey Ex	**279-994**	100
4-conductor ground (earth) terminal blocks		
green-yellow	**279-837**	100
green-yellow Ex	**279-837/999-950**	100
4-conductor shield (screen) terminal block		
white	**279-838**	100
Other terminal blocks with the same shape		
double potential	**279-826**	page 2.9
diode	**279-815/...-...**	page 7.56
LED	**279-809/...-...**	page 7.60

Accessories Series 279

Appropriate marking system **WMB/WSB/WFB** (see section 14)

		Item No.	Pack. unit pcs
End and intermediate plate, 2 mm / 0.079 in thick	orange	**279-328**	100 (4 x 25)
	grey	**279-325**	100 (4 x 25)
	light grey	**279-330**	100 (4 x 25)
Separator, oversized, 2 mm / 0.079 in thick	orange	**279-329**	100 (4 x 25)
	grey	**279-326**	100 (4 x 25)
	light grey	**279-331**	100 (4 x 25)
Insulation stop ❸, 5 pcs / strip	white	**279-470**	200 strips
	dark grey	**279-471**	200 strips
Adjacent jumper, insulated, I_N 15 A	grey	**279-402**	200 (8 x 25)
	yell.-green	**279-422**	200 (8 x 25)
Alternate jumper, insulated, I_N 15 A	grey	**279-409**	100 (4 x 25)
Push-in type wire jumper ❸, insulated, I_N 9 A	L = 60 mm	**249-125**	10
	L = 110 mm	**249-126**	10
	L = 250 mm	**249-127**	10
Protective warning marker, comp type jumper bar, test plug adapter, etc. (see right page)			

		Item No.	Pack. unit pcs
End and intermediate plate, 2 mm / 0.079 in thick	orange	**279-339**	100 (4 x 25)
	grey	**279-308**	100 (4 x 25)
	light grey	**279-341**	100 (4 x 25)
Separator, oversized, 2 mm / 0.079 in thick	orange	**279-340**	100 (4 x 25)
	grey	**279-309**	100 (4 x 25)
	light grey	**279-342**	100 (4 x 25)
Insulation stop ❸, 5 pcs / strip	white	**279-470**	200 strips
	dark grey	**279-471**	200 strips
Adjacent jumper, insulated, I_N 15 A	grey	**279-402**	200 (8 x 25)
	yell.-green	**279-422**	200 (8 x 25)
Alternate jumper, insulated, I_N 15 A	grey	**279-409**	100 (4 x 25)
Push-in type wire jumper ❸, insulated, I_N 9 A	L = 60 mm	**249-125**	10
	L = 110 mm	**249-126**	10
	L = 250 mm	**249-127**	10
Protective warning marker, comp type jumper bar, test plug adapter, etc. (see right page)			

		Item No.	Pack. unit pcs
End and intermediate plate, 2 mm / 0.079 in thick	orange	**279-346**	100 (4 x 25)
	grey	**279-344**	100 (4 x 25)
	light grey	**279-348**	100 (4 x 25)
Separator, oversized, 2 mm / 0.079 in thick	orange	**279-347**	100 (4 x 25)
	grey	**279-345**	100 (4 x 25)
	light grey	**279-349**	100 (4 x 25)
Insulation stop ❸, 5 pcs / strip	white	**279-470**	200 strips
	dark grey	**279-471**	200 strips
Adjacent jumper, insulated, I_N 15 A	grey	**279-402**	200 (8 x 25)
	yell.-green	**279-422**	200 (8 x 25)
Alternate jumper, insulated, I_N 15 A	grey	**279-409**	100 (4 x 25)
Push-in type wire jumper ❸, insulated, I_N 9 A	L = 60 mm	**249-125**	10
	L = 110 mm	**249-126**	10
	L = 250 mm	**249-127**	10
Protective warning marker, comp type jumper bar, test plug adapter, etc. (see right page)			

* For further approvals with corresponding ratings see section 15.

Double Potential Terminal Blocks 1.5 mm² / AWG 16, Series 279

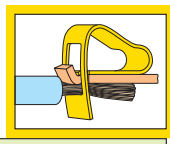

0.08 – 1.5 mm² | **AWG 28 – 16**
800 V/8 kV/3 ❶ | **600 V, 10 A**
18 A | **600 V, 10 A**
Terminal block width 4 mm / 0.157 in
8 – 9 mm / 0.33 in
* CCA GL

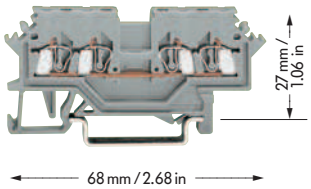

	Item No.	Pack. unit pcs
4-conductor through terminal blocks		
grey	**279-621**	100
blue	**279-604** ❷	100
light grey Ex	**279-990**	100
Other terminal blocks with the same shape		
double potential	**279-626**	
diode	**279-623/...-...**	page 7.56
LED	**279-624/...-...**	page 7.60

End and intermediate plate, 2 mm / 0.079 in thick



orange	**279-317**	100 (4 x 25)
grey	**279-316**	100 (4 x 25)
light grey	**279-318**	100 (4 x 25)

Separator, oversized, 2 mm / 0.079 in thick



orange	**279-327**	100 (4 x 25)
grey	**279-337**	100 (4 x 25)
light grey	**279-338**	100 (4 x 25)

Insulation stop ❸, 5 pcs / strip



white	**279-470**	200 strips
dark grey	**279-471**	200 strips

Adjacent jumper, insulated, I_N 15 A



grey	**279-402**	200 (8 x 25)
yell.-green	**279-422**	200 (8 x 25)

Alternate jumper, insulated, I_N 15 A



grey	**279-409**	100 (4 x 25)

Push-in type wire jumper ❸, insulated, I_N 9 A

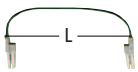

L = 60 mm	**249-125**	10
L = 110 mm	**249-126**	10
L = 250 mm	**249-127**	10

Protective warning marker, for 5 terminal blocks, fits into screwdriver slot



yellow	**279-415**	100 (4 x 25)

Test plug adapter, suitable f. term. bl. 1.5 mm² – 4 mm², 5 mm / 0.197 in wide



280-404 100 (4 x 25)
or. test plug 210-137 (2.3 mm Ø)

Test plug adapter, suitable f. term. bl. 1.5 mm² – 10 mm², 8 mm / 0.315 in wide



209-170 50 (2 x 25)
for test plug 4 mm / 0.157 in Ø

Comp type jumper bar **(see right column)**

0.08 – 1.5 mm² | **AWG 28 – 16**
800 V/8 kV/3 ❶ | **600 V, 10 A**
18 A | **600 V, 10 A**
Terminal block width 4 mm / 0.157 in
8 – 9 mm / 0.33 in
* CCA BV LR NV

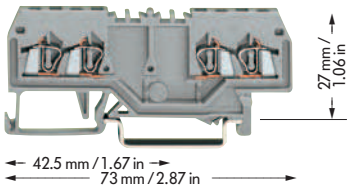

	Item No.	Pack. unit pcs
Double potential terminal blocks, with double marker receptacle in the center of the terminal block		
grey	**279-826**	100
light grey Ex	**279-995**	100

Attention! These double potential terminal blocks cannot be commoned with adjacent jumpers!

End and intermediate plate, 2 mm / 0.079 in thick



orange	**279-346**	100 (4 x 25)
grey	**279-344**	100 (4 x 25)
light grey	**279-348**	100 (4 x 25)

Separator, oversized, 2 mm / 0.079 in thick



orange	**279-347**	100 (4 x 25)
grey	**279-345**	100 (4 x 25)
light grey	**279-349**	100 (4 x 25)

Insulation stop ❸, 5 pcs / strip



white	**279-470**	200 strips
dark grey	**279-471**	200 strips

Comb type jumper bar ❸, insulated, $I_N = I_N$ of terminal block



2-way	**279-482**	200 (8 x 25)
3-way	**279-483**	200 (8 x 25)

Alternate comb type jumper bar, insulated, $I_N = I_N$ of terminal block



2-way	**279-492**	200 (8 x 25)

Operating tool, insulated



2-way	**279-432**	1
3-way	**279-433**	1

Double potential terminal blocks, with marker receptacle on the side of the terminal block

0.08 – 1.5 mm² | **AWG 28 – 16**
800 V/8 kV/3 ❶ | **600 V, 10 A**
18 A | **600 V, 10 A**
Terminal block width 4 mm / 0.157 in
8 – 9 mm / 0.33 in
* CCA GL BV LR NV

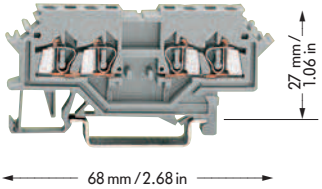

	Item No.	Pack. unit pcs
grey	**279-626**	100
light grey Ex	**279-989**	100

Attention! These double potential terminal blocks cannot be commoned with adjacent jumpers!

End and intermediate plate, 2 mm / 0.079 in thick



orange	**279-317**	100 (4 x 25)
grey	**279-316**	100 (4 x 25)
light grey	**279-318**	100 (4 x 25)

Separator, oversized, 2 mm / 0.079 in thick



orange	**279-327**	100 (4 x 25)
grey	**279-337**	100 (4 x 25)
light grey	**279-338**	100 (4 x 25)

Insulation stop ❸, 5 pcs / strip



white	**279-470**	200 strips
dark grey	**279-471**	200 strips

Comb type jumper bar ❸, insulated, $I_N = I_N$ of terminal block



2-way	**279-482**	200 (8 x 25)
3-way	**279-483**	200 (8 x 25)

Alternate comb type jumper bar, insulated, $I_N = I_N$ of terminal block



2-way	**279-492**	200 (8 x 25)

Operating tool, insulated



2-way	**279-432**	1
3-way	**279-433**	1

Double potential terminal blocks are space savers. Two independent through terminal blocks are placed in one insulated housing on one level. The width of the housing is only 4 mm / 0.157 in. Compared to standard through terminal blocks, the width is only 2 mm / 0.079 in for a total height of only 27 mm / 1.063 in from the upper edge of the carrier rail. Input and output contacts of one circuit are placed on the same side of the terminal block. Both circuits can be individually marked according to input and output.

❶ 800 V = rated voltage
8 kV = rated surge voltage
3 = pollution degree
(see also section 15)

❷ Suitable for Ex i applications

Ex Suitable for Ex e II applications
0.2 – 1.5 mm² AWG 24 – 16
550 V, 15 A
(see also section 13)
Ex e / Ex i separator see page 2.13

❸ See application notes on pages 2.43 – 2.45

Through/Ground (Earth) Conductor/Shield (Screen) and Ex Terminal Blocks 2.5 mm² / AWG 12, Series 280

0.08 – 2.5 mm²	AWG 28 – 12
800 V/8 kV/3 ❶	600 V, 20 A UL
24 A	600 V, 25 A CSA

Terminal block width 5 mm / 0.197 in
8 – 9 mm / 0.33 in

* UL CSA KEUR CCA KEMA KEUR N D GL BV LR NV Ex

0.08 – 2.5 mm²	AWG 28 – 12
800 V/8 kV/3 ❶	600 V, 20 A UL
24 A	600 V, 25 A CSA

Terminal block width 5 mm / 0.197 in
8 – 9 mm / 0.33 in

* UL CSA KEUR CCA KEMA KEUR D GL BV LR NV Ex

0.08 – 2.5 mm²	AWG 28 – 12
800 V/8 kV/3 ❶	600 V, 20 A UL
20 A	600 V, 25 A CSA

Terminal block width 5 mm / 0.197 in
8 – 9 mm / 0.33 in

* UL CSA KEUR CCA KEMA GL BV LR NV Ex

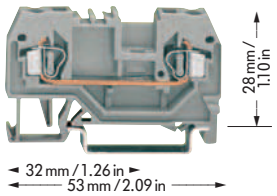

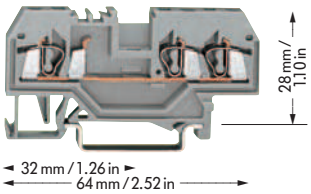

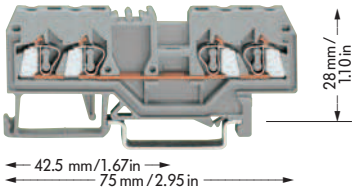

	Item No.	Pack. unit pcs
2-conductor through terminal blocks		
grey	**280-901**	100
blue	**280-904**	100
orange	**280-902**	100
red	**280-903**	100
black	**280-905**	100
yellow	**280-906**	100
light grey Ex	**280-992**	100
2-conductor ground (earth) terminal blocks		
green-yellow	**280-907**	100
green-yellow Ex	**280-907/999-950**	100
Other terminal blocks with the same shape		
disconnect	**280-912**	page 7.10
carrier term. block	**280-916**	page 7.35
diode	**280-915/...-...**	page 7.57
spacer	**280-902/056-000**	

	Item No.	Pack. unit pcs
3-conductor through terminal blocks		
grey	**280-681**	100
blue	**280-684**	100
orange	**280-650**	100
red	**280-653**	100
black	**280-671**	100
yellow	**280-672**	100
light grey Ex	**280-993**	100
3-conductor ground (earth) terminal blocks		
green-yellow	**280-687**	100
green-yellow Ex	**280-687/999-950**	100
Other terminal blocks with the same shape		
disconnect	**280-683**	page 7.10
carrier term. block	**280-610**	page 7.35
diode	**280-673/...-...**	page 7.57
spacer	**280-650/056-000**	

	Item-No.	Pack.-unit pcs
4-conductor through terminal blocks		
grey	**280-833**	100
blue	**280-834**	100
orange	**280-835**	100
red	**280-830**	**100**
black	**280-831**	100
yellow	**280-832**	100
light grey Ex	**280-994**	100
4-conductor ground (earth) terminal blocks		
green-yellow	**280-837**	100
green-yellow Ex	**280-837/999-950**	100
4-conductor shield (screen) terminal block		
white	**280-838**	100
Other terminal blocks with the same shape		
double potential	**280-826**	page 2.11
disconnect	**280-836**	page 7.10
disc., test a. meas.	**280-829**	page 7.10
carrier term. block	**280-816**	page 7.35
diode	**280-815/...-...**	page 7.57
LED	**280-809/...-...**	page 7.60
spacer	**280-835/056-000**	

Accessories Series 280

Appropriate marking system **WMB/WSB/WFB** (see section 14)

End and intermediate plate, 2.5 mm/0.098 in thick



orange	**280-309**	100 (4 x 25)
grey	**280-308**	100 (4 x 25)
light grey	**280-356**	100 (4 x 25)

End and intermediate plate, 2.5 mm/0.098 in thick



orange	**280-326**	100 (4 x 25)
grey	**280-324**	100 (4 x 25)
light grey	**280-358**	100 (4 x 25)

End and intermediate plate, 2.5 mm/0.098 in thick



orange	**280-315**	100 (4 x 25)
grey	**280-314**	100 (4 x 25)
light grey	**280-352**	100 (4 x 25)

Separator, oversized, 2 mm / 0.079 in thick



orange	**280-311**	100 (4 x 25)
grey	**280-310**	100 (4 x 25)
light grey	**280-357**	100 (4 x 25)

Separator, oversized, 2 mm / 0.079 in thick



orange	**280-346**	100 (4 x 25)
grey	**280-344**	100 (4 x 25)
light grey	**280-359**	100 (4 x 25)

Separator, oversized, 2 mm / 0.079 in thick



orange	**280-335**	100 (4 x 25)
grey	**280-334**	100 (4 x 25)
light grey	**280-353**	100 (4 x 25)

Insulation stop ❸, 5 pcs / strip



white	**280-470**	200 strips
light grey	**280-471**	200 strips
dark grey	**280-472**	200 strips

Insulation stop ❸, 5 pcs / strip



white	**280-470**	200 strips
light grey	**280-471**	200 strips
dark grey	**280-472**	200 strips

Insulation stop ❸, 5 pcs / strip



white	**280-470**	200 strips
light grey	**280-471**	200 strips
dark grey	**280-472**	200 strips

Adjacent jumper, insulated, I_N 24 A, Ex 23 A



grey	**280-402**	200 (8 x 25)
yell.-green	**280-422**	200 (8 x 25)

Adjacent jumper, insulated, I_N 24 A, Ex 22 A



grey	**280-402**	200 (8 x 25)
yell.-green	**280-422**	200 (8 x 25)

Adjacent jumper, insulated, I_N 24 A, Ex 20 A



grey	**280-402**	200 (8 x 25)
yell.-green	**280-422**	200 (8 x 25)

Staggered jumper ❸, insulated, I_N 24 A, Ex 23 A



width 5 mm / 0.197 in		
from 1 to 2	**780-452**	100 (4 x 25)
from 1 to 3	**780-453**	100 (4 x 25)
from 1 to 4	**780-454**	100 (4 x 25)
from 1 to 5	**780-455**	50 (2 x 25)
:	:	
from 1 to 8	**780-458**	50 (2 x 25)

Staggered jumper ❸, insulated, I_N 24 A, Ex 22 A



width 5 mm / 0.197 in		
from 1 to 2	**780-452**	100 (4 x 25)
from 1 to 3	**780-453**	100 (4 x 25)
from 1 to 4	**780-454**	100 (4 x 25)
from 1 to 5	**780-455**	50 (2 x 25)
:	:	
from 1 to 8	**780-458**	50 (2 x 25)

Staggered jumper ❸, insulated, I_N 24 A, Ex 20 A



width 5 mm / 0.197 in		
from 1 to 2	**780-452**	100 (4 x 25)
from 1 to 3	**780-453**	100 (4 x 25)
from 1 to 4	**780-454**	100 (4 x 25)
from 1 to 5	**780-455**	50 (2 x 25)
:	:	
from 1 to 8	**780-458**	50 (2 x 25)

Protective warning marker, comp type jumper bar, test plug adapter, etc. (see page 2.13)

Protective warning marker, comp type jumper bar, test plug adapter, etc. (see page 2.13)

Protective warning marker, comp type jumper bar, test plug adapter, etc. (see page 2.13)

* For further approvals with corresponding ratings see section 15.

Double Potential Terminal Blocks 2.5 mm² / AWG 12, Series 280



0.08 – 2.5 mm² | AWG 28 – 12
800 V/8 kV/3 ❶ | 600 V, 20 A
20 A | 600 V, 25 A

Terminal block width 5 mm / 0.197 in
8 – 9 mm / 0.33 in

* GL BV LR NV

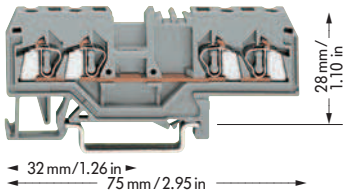

	Item No.	Pack. unit pcs
4-conductor through terminal blocks		
grey	**280-633**	100
blue	**280-634** ❷	100
orange	**280-603**	100
light grey Ex	**280-999**	100
4-conductor ground (earth) terminal blocks		
green-yellow	**280-677**	100
green-yellow Ex	**280-677/999-950**	100
4-conductor shield (screen) terminal block		
white	**280-678**	100
Other terminal blocks with the same shape		
double potential	**280-626**	page 2.11
disconnect	**280-685**	page 7.11
disc., test a. meas.	**280-649**	page 7.11
carrier term. block	**280-686**	page 7.35
diode	**280-655/...-...**	page 7.57
LED	**280-658/...-...**	page 7.61

End and intermediate plate, 2.5 mm/0.098 in thick



orange	**280-315**	100 (4 x 25)
grey	**280-314**	100 (4 x 25)
light grey	**280-352**	100 (4 x 25)

Separator, oversized, 2 mm / 0.079 in thick



orange	**280-335**	100 (4 x 25)
grey	**280-334**	100 (4 x 25)
light grey	**280-353**	100 (4 x 25)

Insulation stop ❸, 5 pcs / strip



white	**280-470**	200 strips
light grey	**280-471**	200 strips
dark grey	**280-472**	200 strips

Adjacent jumper, insulated, I_N 24 A, Ex 20 A



grey	**280-402**	200 (8 x 25)
yell.-green	**280-422**	200 (8 x 25)

Staggered jumper ❸, insulated, I_N 24 A, Ex 20 A



width 5 mm / 0.197 in

from 1 to 2	**780-452**	100 (4 x 25)
from 1 to 3	**780-453**	100 (4 x 25)
from 1 to 4	**780-454**	100 (4 x 25)
from 1 to 5	**780-455**	50 (2 x 25)
:	:	
from 1 to 8	**780-458**	50 (2 x 25)

Protective warning marker, comp type jumper bar, test plug adapter, etc. (see page 2.13)

0.08 – 2.5 mm² | AWG 28 – 12
800 V/8 kV/3 ❶ | 600 V, 15 A
24 A | 600 V, 15 A

Terminal block width 5 mm / 0.197 in
8 – 9 mm / 0.33 in

* GL BV LR NV

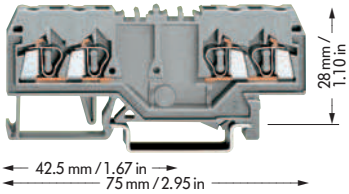

	Item No.	Pack. unit pcs
Double potential terminal blocks, with double marker receptacle in the center of the terminal block		
grey	**280-826**	100
light grey Ex	**280-995**	100
Attention! These double potential terminal blocks cannot be commoned with adjacent jumpers!		



Terminal block marking directly on the terminal block either with WSB or WMB markers.

End and intermediate plate, 2.5 mm/0.098 in thick



orange	**280-315**	100 (4 x 25)
grey	**280-314**	100 (4 x 25)
light grey	**280-352**	100 (4 x 25)

Separator, oversized, 2 mm / 0.079 in thick



orange	**280-335**	100 (4 x 25)
grey	**280-334**	100 (4 x 25)
light grey	**280-353**	100 (4 x 25)

Insulation stop ❸, 5 pcs / strip



white	**280-470**	200 strips
light grey	**280-471**	200 strips
dark grey	**280-472**	200 strips

Comb type jumper bar ❸, insulated,



$I_N = I_N$ of terminal block

2-way	**280-482**	200 (8 x 25)
3-way	**280-483**	200 (8 x 25)

Alternate comb type jumper bar, insulated,



$I_N = I_N$ of terminal block

2-way	**280-492**	200 (8 x 25)

Operating tool, insulated



2-way	**280-432**	1
3-way	**280-433**	1

0.08 – 2.5 mm² | AWG 28 – 12
800 V/8 kV/3 ❶ | 600 V, 15 A
24 A | 600 V, 20 A

Terminal block width 5 mm / 0.197 in
8 – 9 mm / 0.33 in

* GL BV LR NV



	Item No.	Pack. unit pcs
Double potential terminal blocks, with marker receptacle on the side of the terminal block		
grey	**280-626**	100
light grey Ex	**280-989**	100
Attention! These double potential terminal blocks cannot be commoned with adjacent jumpers!		

❶ 800 V = rated voltage
8 kV = rated surge voltage
3 = pollution degree
(see also section 15)

❷ Suitable for Ex i applications

Ex Suitable for Ex e II applications
0.2 – 2.5 mm² AWG 24 – 12
550 V, 20 A
(see also section 13)
When using staggered jumpers the max. rated voltage will be reduced to 275 V.
Ex e / Ex i separator see page 2.13

❸ See application notes on pages 2.38 – 2.45

End and intermediate plate, 2.5 mm/0.098 in thick



orange	**280-317**	100 (4 x 25)
grey	**280-316**	100 (4 x 25)
light grey	**280-364**	100 (4 x 25)

Separator, oversized, 2 mm / 0.079 in thick



orange	**280-327**	100 (4 x 25)
grey	**280-337**	100 (4 x 25)
light grey	**280-365**	100 (4 x 25)

Insulation stop ❸, 5 pcs / strip



white	**280-470**	200 strips
light grey	**280-471**	200 strips
dark grey	**280-472**	200 strips

Comb type jumper bar ❸, insulated,



$I_N = I_N$ of terminal block

2-way	**280-482**	200 (8 x 25)
3-way	**280-483**	200 (8 x 25)

Alternate comb type jumper bar, insulated,



$I_N = I_N$ of terminal block

2-way	**280-492**	200 (8 x 25)

Operating tool, insulated



2-way	**280-432**	1
3-way	**280-433**	1

Through/Ground (Earth) Conductor/Shield (Screen) and Ex Terminal Blocks 2.5 mm² / AWG 12, Series 280

0.08 – 2.5 mm²	AWG 28 – 12
800 V/8 kV/3 ❶	600 V, 20 A UL
24 A	600 V, 25 A CSA

Terminal block width 5 mm / 0.197 in

8 – 9 mm / 0.33 in

* UL CSA KEMA CCA KEMA D VDE EAC GL BV LR NV Ex

0.08 – 2.5 mm²	AWG 28 – 12
800 V/8 kV/3 ❶	600 V, 15 A UL
24 A	600 V, 15 A CSA

Terminal block width 5 mm / 0.197 in

8 – 9 mm / 0.33 in

* UL CSA KEMA CCA KEMA D SABS VDE EAC GL BV LR NV Ex

0.08 – 2.5 mm²	AWG 28 – 12
800 V/8 kV/3 ❶	600 V, 20 A UL
24 A	600 V, 25 A CSA

Terminal block width 5 mm / 0.197 in

8 – 9 mm / 0.33 in

* UL CSA CCA KEMA N D VDE EAC GL BV LR NV Ex





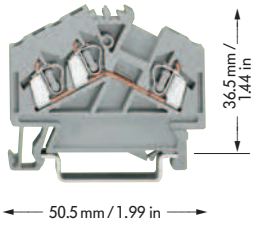

	Item No.	Pack. unit pcs
2-conductor through terminal blocks		
grey	**280-601**	100
blue	**280-602**	100
light grey Ex	**280-691**	100
2-conductor ground (earth) terminal blocks		
green-yellow	**280-607**	100
green-yellow Ex	**280-607/999-950**	100
Other terminal blocks with the same shape		
disconnect	**280-612**	page 7.11
carrier term. block	**280-616**	page 7.35
term. bl. f. pl. mod.	**280-618**	W4, vol. 3
diode	**280-613/...-...**	page 7.57
variable transistor	**280-615/...-...**	page 7.58

	Item No.	Pack. unit pcs
4-conductor through terminal blocks		
grey	**280-621**	100
blue	**280-604**	100
light grey Ex	**280-990**	100
Other terminal blocks with the same shape		
double potential	**280-626**	page 2.11
disconnect	**280-622**	page 7.11
disc., test a. meas.	**280-627**	page 7.11
carrier term. block	**280-606**	page 7.35
term. bl. f. pl. mod.	**280-608**	W4, vol. 3
diode	**280-623/...-...**	page 7.57
LED	**280-624/...-...**	page 7.60

	Item No.	Pack. unit pcs
3-conductor through terminal blocks		
grey	**280-641**	100
blue	**280-651**	100
orange	**280-654**	100
light grey Ex	**280-998**	100
3-conductor ground (earth) terminal blocks		
green-yellow	**280-637**	100
green-yellow Ex	**280-637/999-950**	100
3-conductor shield (screen) terminal block		
white	**280-640**	100
Other terminal blocks with the same shape		
spacer	**280-654/056-000**	

Accessories Series 280

Appropriate marking system **WMB/WSB/WFB** (see section 14)

End and intermediate plate, 2.5 mm/0.098 in thick



	Item No.	Pack. unit pcs
orange	**280-331**	100 (4 x 25)
grey	**280-330**	100 (4 x 25)
light grey	**280-362**	100 (4 x 25)

Separator, oversized, 2 mm / 0.079 in thick



	Item No.	Pack. unit pcs
orange	**280-328**	100 (4 x 25)
grey	**280-338**	100 (4 x 25)
light grey	**280-363**	100 (4 x 25)

Insulation stop ❸, 5 pcs / strip



	Item No.	Pack. unit pcs
white	**280-470**	200 strips
light grey	**280-471**	200 strips
dark grey	**280-472**	200 strips

Adjacent jumper, insulated, I_N 24 A, Ex 23 A



	Item No.	Pack. unit pcs
grey	**280-402**	200 (8 x 25)
yell.-green	**280-422**	200 (8 x 25)

Staggered jumper ❸, insulated, I_N 24 A, Ex 23 A



	Item No.	Pack. unit pcs
width 5 mm / 0.197 in		
from 1 to 2	**780-452**	100 (4 x 25)
from 1 to 3	**780-453**	100 (4 x 25)
from 1 to 4	**780-454**	100 (4 x 25)
from 1 to 5	**780-455**	50 (2 x 25)
:	:	
from 1 to 8	**780-458**	50 (2 x 25)

Protective warning marker, comp type jumper bar, test plug adapter, etc. (see right page)

End and intermediate plate, 2.5 mm/0.098 in thick



	Item No.	Pack. unit pcs
orange	**280-317**	100 (4 x 25)
grey	**280-316**	100 (4 x 25)
light grey	**280-364**	100 (4 x 25)

Separator, oversized, 2 mm / 0.079 in thick



	Item No.	Pack. unit pcs
orange	**280-327**	100 (4 x 25)
grey	**280-337**	100 (4 x 25)
light grey	**280-365**	100 (4 x 25)

Insulation stop ❸, 5 pcs / strip



	Item No.	Pack. unit pcs
white	**280-470**	200 strips
light grey	**280-471**	200 strips
dark grey	**280-472**	200 strips

Adjacent jumper, insulated, I_N 24 A, Ex 22 A



	Item No.	Pack. unit pcs
grey	**280-402**	200 (8 x 25)
yell.-green	**280-422**	200 (8 x 25)

Staggered jumper ❸, insulated, I_N 24 A, Ex 22 A



	Item No.	Pack. unit pcs
width 5 mm / 0.197 in		
from 1 to 2	**780-452**	100 (4 x 25)
from 1 to 3	**780-453**	100 (4 x 25)
from 1 to 4	**780-454**	100 (4 x 25)
from 1 to 5	**780-455**	50 (2 x 25)
:	:	
from 1 to 8	**780-458**	50 (2 x 25)

Protective warning marker, comp type jumper bar, test plug adapter, etc. (see right page)

End and intermediate plate, 2.5 mm/0.098 in thick



	Item No.	Pack. unit pcs
orange	**280-313**	100 (4 x 25)
grey	**280-312**	100 (4 x 25)
light grey	**280-354**	100 (4 x 25)

Separator, oversized, 2.5 mm / 0.098 in thick



	Item No.	Pack. unit pcs
orange	**280-318**	100 (4 x 25)
grey	**280-348**	100 (4 x 25)
light grey	**280-355**	100 (4 x 25)

Insulation stop ❸, 5 pcs / strip



	Item No.	Pack. unit pcs
white	**280-470**	200 strips
light grey	**280-471**	200 strips
dark grey	**280-472**	200 strips

Adjacent jumper, insulated, I_N 24 A, Ex 23 A



	Item No.	Pack. unit pcs
grey	**280-402**	200 (8 x 25)
yell.-green	**280-422**	200 (8 x 25)

Staggered jumper ❸, insulated, I_N 24 A, Ex 23 A



	Item No.	Pack. unit pcs
width 5 mm / 0.197 in		
from 1 to 2	**780-452**	100 (4 x 25)
from 1 to 3	**780-453**	100 (4 x 25)
from 1 to 4	**780-454**	100 (4 x 25)
from 1 to 5	**780-455**	50 (2 x 25)
:	:	
from 1 to 8	**780-458**	50 (2 x 25)

Protective warning marker, comp type jumper bar, test plug adapter, etc. (see right page)

* For further approvals with corresponding ratings see section 15.

0.08 – 2.5 mm² | **AWG 28 – 12**
800 V/8 kV/3 ❶ | **600 V, 20 A**
24 A | **600 V, 25 A**

Terminal block width 5 mm / 0.197 in
8 – 9 mm / 0.33 in

* GL BV LR NV

Accessories Series 280

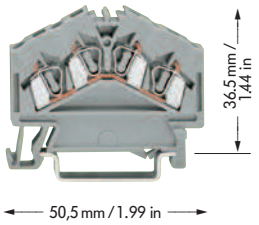

❶ 800 V = rated voltage
8 kV = rated surge voltage
3 = pollution degree
(see also section 15)

(2) Suitable for Ex i applications

Ex Suitable for Ex e II applications
0.2 – 2.5 mm² AWG 24 – 12
550 V, 20 A
(see also section 13)
When using staggered jumpers the max. rated voltage will be reduced to 275 V.

❸ See application notes on pages 2.38 – 2.45



In order to meet the air and creepage distances specified for Ex e applications it is necessary to insert an end or intermediate plate between a through and a ground (earth) conductor terminal block.

	Item No.	Pack. unit pcs
4-conductor through terminal blocks		
grey	**280-646**	100
blue	**280-656** (2)	100
orange	**280-946**	100
light grey Ex	**280-996**	100
Attention! These terminal blocks cannot be commoned with adjacent jumpers!		

End and intermediate plate, 2.5 mm/0.098 in thick



orange	**280-313**	100 (4 x 25)
grey	**280-312**	100 (4 x 25)
light grey	**280-354**	100 (4 x 25)

Separator, oversized, 2.5 mm/0.098 in thick



orange	**280-318**	100 (4 x 25)
grey	**280-348**	100 (4 x 25)
light grey	**280-355**	100 (4 x 25)

Insulation stop ❸, 5 pcs/strip



white	**280-470**	200 strips
light grey	**280-471**	200 strips
dark grey	**280-472**	200 strips

Comb type jumper bar ❸, insulated,



$I_N = I_N$ of terminal block

2-way	**280-482**	200 (8 x 25)
3-way	**280-483**	200 (8 x 25)

Alternate comb type jumper bar, insulated,



$I_N = I_N$ of terminal block

2-way	**280-492**	200 (8 x 25)

Operating tool, insulated



2-way	**280-432**	1
3-way	**280-433**	1

Test plug module,
testing using conductor entry holes
see page 2.38

Ex e/Ex i separator, 3 mm/0.118 in thick, orange



90 mm wide	**209-190**	50 (2 x 25)
120 mm w.	**209-191**	50 (2 x 25)



Separator for Ex e/Ex i applications
According to EN 50020 a minimum distance of 50 mm must be kept between live parts of Ex e and Ex i circuits. When mounting Ex e and Ex i rail-mounted terminal blocks together on a common rail WAGO offers a space saving solution to the problem by using the Ex e/Ex i separators.
Suitable for series 279 to 282.
209-190 for 2-conductor terminal blocks.
209-191 for 2-, 3-, 4-conductor terminal blocks.

	Item No.	Pack. unit pcs
Insulation stop ❸, 5 pcs/strip		
white	**280-470**	200 strips
light grey	**280-471**	200 strips
dark grey	**280-472**	200 strips
Adjacent jumper, insulated, I_N 24 A, Ex 20 A		
grey	**280-402**	200 (8 x 25)
yell.-green	**280-422**	200 (8 x 25)
Alternate jumper, insulated, I_N 24 A, Ex 20 A		
grey	**280-409**	100 (4 x 25)
Staggered jumper ❸, insulated, I_N 24 A, Ex 20 A		
width 5 mm / 0.197 in		
from 1 to 2	**780-452**	100 (4 x 25)
from 1 to 3	**780-453**	100 (4 x 25)
from 1 to 4	**780-454**	100 (4 x 25)
from 1 to 5	**780-455**	50 (2 x 25)
:	:	
from 1 to 8	**780-458**	50 (2 x 25)
Push-in type wire jumper ❸, insulated, I_N 9 A		
L = 60 mm	**249-125**	10
L = 110 mm	**249-126**	10
L = 250 mm	**249-127**	10
Protective warning marker, for 5 terminal blocks, fits into screwdriver slot		
yellow	**280-415**	100 (4 x 25)
Comb type jumper bar ❸, insulated,		
$I_N = I_N$ of terminal block		
2-way	**280-482**	200 (8 x 25)
3-way	**280-483**	200 (8 x 25)
Alternate comb type jumper bar, insulated,		
$I_N = I_N$ of terminal block		
2-way	**280-492**	200 (8 x 25)
Operating tool, insulated		
2-way	**280-432**	1
3-way	**280-433**	1
Test plug module ❸,		
testing using jumper contact slots or conductor entry holes		
Test plug, with cable 500 mm/1'7.7"		
2 mm Ø, red	**210-136**	50 (5 x 10)
2.3 mm Ø, yel.	**210-137**	50 (5 x 10)
Test plug adapter, suitable f. term. bl. 1.5 mm² – 4 mm², 5 mm/0.197 in wide		
	280-404	100 (4 x 25)
for test plug 210-137 (2.3 mm Ø)		
Test plug adapter, suitable f. term. bl. 1.5 mm² – 10 mm², 8 mm/0.315 in wide		
	209-170	50 (2 x 25)
for test plug 4 mm/0.157 in Ø		
Test plug, 6 mm/0.236 in wide, with CAGE CLAMP® for 0.08 mm² – 2.5 mm²/AWG 28 – 14		
I_N 24 A	**281-407**	100 (4 x 25)
Banana plugs, 4 mm/0.157 in Ø, color mixed		
see page 2.42		

Through and Ground (Earth) Conductor Terminal Blocks, Terminal Block Width 5 mm / 0.197 in, 4 mm² / AWG 12 Series 880

0.08 – 4 mm²** 800 V/8 kV/3 ❶ 25 A | AWG 28 – 12 cULus ❶	0.08 – 4 mm²** 800 V/8 kV/3 ❶ 25 A | AWG 28 – 12 cULus ❶	0.08 – 4 mm²** 800 V/8 kV/3 ❶ 20 A | AWG 28 – 12 cULus ❶
Terminal block width 5 mm / 0.197 in	Terminal block width 5 mm / 0.197 in	Terminal block width 5 mm / 0.197 in
8 – 9 mm / 0.33 in	8 – 9 mm / 0.33 in	8 – 9 mm / 0.33 in
* cULus KEMA KEUR CCA KEMA KEUR GL BV LR	* cULus KEMA KEUR CCA KEMA KEUR GL BV LR	* cULus

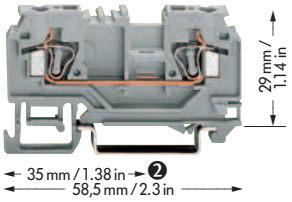

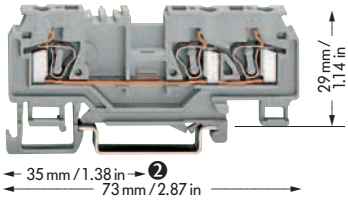

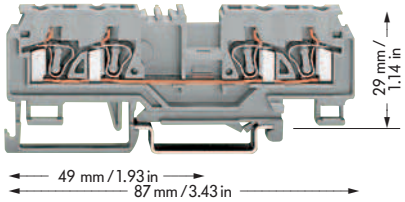

Item No.	Pack. unit pcs	Item No.	Pack. unit pcs	Item No.	Pack. unit pcs
Through terminal block without/with shield (screen) contact and test slot for test plug Ø 2 mm / 0.079 in and Ø 2.3 mm / 0.091 in, for DIN 35 rail		**Through terminal block without/with shield (screen) contact and test slot for test plug Ø 2 mm / 0.079 in and Ø 2.3 mm / 0.091 in,** for DIN 35 rail		**Through terminal block without/with shield (screen) contact and test slot for test plug Ø 2 mm / 0.079 in and Ø 2.3 mm / 0.091 in,** for DIN 35 rail	
2-conductor through terminal blocks without shield (screen) contact		**3-conductor through terminal blocks without shield (screen) contact**		**4-conductor through terminal blocks without shield (screen) contact**	
grey **880-901**	100	grey **880-681**	100	grey **880-831**	100
blue **880-904**	100	blue **880-684**	100	blue **880-834**	100
orange **880-902**	100	orange **880-682**	100	orange **880-832**	100
2-conductor through terminal blocks with shield (screen) contact – please contact factory		**3-conductor through terminal blocks with shield (screen) contact** – please contact factory			
2-conductor ground (earth) terminal block		**3-conductor ground (earth) terminal block**		**4-conductor ground (earth) terminal block**	
green-yellow **880-907**	100	green-yellow **880-687**	100	green-yellow **880-837**	100

Accessories Series 880

Appropriate marking system **WMB/WSB oder Mini-WSB** (see section 14)

End and intermediate plate, 2.5 mm/0.098 in thick		**End and intermediate plate,** 2.5 mm/0.098 in thick		**End and intermediate plate,** 2.5 mm/0.098 in thick	
orange **880-328**	100 (4 x 25)	orange **880-339**	100 (4 x 25)	orange **880-346**	100 (4 x 25)
grey **880-325**	100 (4 x 25)	grey **880-308**	100 (4 x 25)	grey **880-344**	100 (4 x 25)
Separator, oversized, 2 mm / 0.079 in thick		**Separator,** oversized, 2 mm / 0.079 in thick		**Separator,** oversized, 2 mm / 0.079 in thick	
orange **880-329**	100 (4 x 25)	orange **880-340**	100 (4 x 25)	orange **880-347**	100 (4 x 25)
grey **880-326**	100 (4 x 25)	grey **880-309**	100 (4 x 25)	grey **880-345**	100 (4 x 25)
Insulation stop ❹, 5 pcs / strip		**Insulation stop ❹,** 5 pcs / strip		**Insulation stop ❹,** 5 pcs / strip	
white **280-470**	200 strips	white **280-470**	200 strips	white **280-470**	200 strips
light grey **280-471**	200 strips	light grey **280-471**	200 strips	light grey **280-471**	200 strips
dark grey **280-472**	200 strips	dark grey **280-472**	200 strips	dark grey **280-472**	200 strips
Adjacent jumper, insulated, I_N 24 A		**Adjacent jumper,** insulated, I_N 24 A		**Adjacent jumper,** insulated, I_N 24 A	
grey **280-402**	200 (8 x 25)	grey **280-402**	200 (8 x 25)	grey **280-402**	200 (8 x 25)
yell.-green **280-422**	200 (8 x 25)	yell.-green **280-422**	200 (8 x 25)	yell.-green **280-422**	200 (8 x 25)
Staggered jumper ❹, insulated, I_N 24 A		**Staggered jumper ❹,** insulated, I_N 24 A		**Staggered jumper ❹,** insulated, I_N 24 A	
width 5 mm / 0.197 in		width 5 mm / 0.197 in		width 5 mm / 0.197 in	
from 1 to 2 **780-452**	100 (4 x 25)	from 1 to 2 **780-452**	100 (4 x 25)	from 1 to 2 **780-452**	100 (4 x 25)
from 1 to 3 **780-453**	100 (4 x 25)	from 1 to 3 **780-453**	100 (4 x 25)	from 1 to 3 **780-453**	100 (4 x 25)
from 1 to 4 **780-454**	100 (4 x 25)	from 1 to 4 **780-454**	100 (4 x 25)	from 1 to 4 **780-454**	100 (4 x 25)
from 1 to 5 **780-455**	50 (2 x 25)	from 1 to 5 **780-455**	50 (2 x 25)	from 1 to 5 **780-455**	50 (2 x 25)
:	:	:	:	:	:
from 1 to 8 **780-458**	50 (2 x 25)	from 1 to 8 **780-458**	50 (2 x 25)	from 1 to 8 **780-458**	50 (2 x 25)
Push-in type wire jumper ❹, insulated, I_N 9 A		**Push-in type wire jumper ❹,** insulated, I_N 9 A		**Push-in type wire jumper ❹,** insulated, I_N 9 A	
L = 60 mm **249-125**	10	L = 60 mm **249-125**	10	L = 60 mm **249-125**	10
L = 110 mm **249-126**	10	L = 110 mm **249-126**	10	L = 110 mm **249-126**	10
L = 250 mm **249-127**	10	L = 250 mm **249-127**	10	L = 250 mm **249-127**	10
Protective warning marker, comp type jumper bar, test plug adapter, etc. (see page 2.13)		**Protective warning marker, comp type jumper bar, test plug adapter, etc.** (see page 2.13)		**Protective warning marker, comp type jumper bar, test plug adapter, etc.** (see page 2.13)	

* For further approvals with corresponding ratings see section 15.

** Max. diameter of insulation: 4.4 mm / 0.173 in

Through and Ground (Earth) Conductor Terminal Blocks f. Special Cables, Terminal Block Width 5 mm / 0.197 in, 4 mm² / AWG 12
Series 880

(AWG 12 with ferrule item no. 216-206)



0.08 – 4 mm² / AWG 28 – 12	0.08 – 4 mm² / AWG 28 – 12	0.08 – 4 mm² / AWG 28 – 12
800 V/8 kV/3 ❶	800 V/8 kV/3 ❶	800 V/8 kV/3 ❶
25 A	25 A	20 A
cULus ❶	cULus ❶	cULus ❶
Terminal block width 5 mm / 0.197 in	Terminal block width 5 mm / 0.197 in	Terminal block width 5 mm / 0.197 in
8 – 9 mm / 0.33 in	8 – 9 mm / 0.33 in	8 – 9 mm / 0.33 in
* cULus	* cULus	* cULus

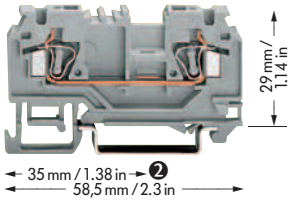



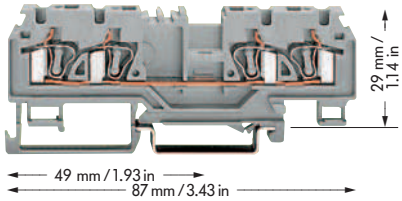

Item No.	Pack. unit pcs	Item No.	Pack. unit pcs	Item No.	Pack. unit pcs
Through terminal block without/with shield (screen) contact and test slot for test plug Ø 2 mm / 0.079 in and Ø 2.3 mm / 0.091 in, for DIN 35 rail		**Through terminal block without/with shield (screen) contact and test slot for test plug Ø 2 mm / 0.079 in and Ø 2.3 mm / 0.091 in,** for DIN 35 rail		**Through terminal block without/with shield (screen) contact and test slot for test plug Ø 2 mm / 0.079 in and Ø 2.3 mm / 0.091 in,** for DIN 35 rail	
2-conductor through terminal blocks without shield (screen) contact		**3-conductor through terminal blocks without shield (screen) contact**		**4-conductor through terminal blocks without shield (screen) contact**	
grey **880-901/999-940**	100	grey **880-681/999-940**	100	grey **880-831/999-940**	100
blue **880-904/999-940** ❸	100	blue **880-684/999-940** ❸	100	blue **880-834/999-940** ❸	100
orange **880-902/999-940**	100	orange **880-682/999-940**	100	orange **880-832/999-940**	100
2-conductor through terminal blocks with shield (screen) contact – please contact factory		**3-conductor through terminal blocks with shield (screen) contact** – please contact factory			
2-conductor ground (earth) terminal block		**3-conductor ground (earth) terminal block**		**4-conductor ground (earth) terminal block**	
green-yellow **880-907/999-940**	100	green-yellow **880-687/999-940**	100	green-yellow **880-837/999-940**	100

Accessories (see left page, except insulation stop)

Insulation stop, 5 pcs / strip



white	0.08 – 0.2 mm² ❺ / AWG 28 – 24	**769-470**	200 strips	❺ 0.2 mm² / AWG 24 "s" (0.14 mm² / AWG 26 "f-str")
light grey	0.25 – 0.5 mm² / AWG 22 – 20	**769-471**	200 strips	
dark grey	0.75 – 1 mm² / AWG 18	**769-472**	200 strips	

Features

- 2-, 3- or 4-conductor terminal blocks, 5 mm / 0.197 in wide
- Cross section of the conductor up to 4 mm²/AWG 12 (acc. to VDE 0281) or 2.5 mm²/AWG 14 with rubber-insulated conductors having a diameter up to 4.4 mm / 0.173 in
- Shield (screen) connection, solder contact / quick-connect contact 6.3 (2 x 2.8) mm
- Test plug, red, 2 mm / 0.079 in Ø
- Test plug, yellow, 2.3 mm / 0.091 in Ø
- Marking with WMB / WSB system
- Marking with miniature WSB system on both sides
- Commoning with standard WAGO jumper system





Using a cable AWG 12 with ferrule Item No. 216-206 ▶

❶ 800 V = rated voltage
8 kV = rated surge voltage
3 = pollution degree
cULus 600 V/20 A
with shield (screen) contact 400 V/6 kV/3
cULus 300 V/10 A
(see also section 15)

❷ Dimensions with shield (screen) contact
2-conductor terminal blocks
45 mm / 1.77 in
79 mm / 3.11 in
3-conductor terminal blocks
45 mm / 1.77 in
92.5 mm / 3.64 in

❸ Suitable for Ex i applications

❹ See application notes on pages 2.38 – 2.45

Through/Ground (Earth) Conductor/Shield (Screen) and Ex Terminal Blocks 4 mm² / AWG 12, Series 281

0.08 – 4 mm²	AWG 28 – 12
800 V/8 kV/3 ❶	600 V, 20 A
32 A	600 V, 15 A

Terminal block width 6 mm / 0.236 in
9 – 10 mm / 0.37 in

* GL BV LR NV

0.08 – 4 mm²	AWG 28 – 12
800 V/8 kV/3 ❶	600 V, 20 A
32 A	600 V, 15 A

Terminal block width 6 mm / 0.236 in
9 – 10 mm / 0.37 in

* GL BV LR NV

0.08 – 4 mm²	AWG 28 – 12
800 V/8 kV/3 ❶	600 V, 20 A
26 A	600 V, 15 A

Terminal block width 6 mm / 0.236 in
9 – 10 mm / 0.37 in

* GL BV LR NV

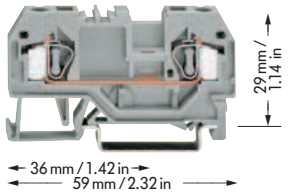



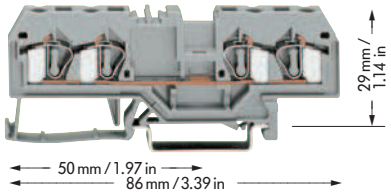

	Item No.	Pack. unit pcs
2-conductor through terminal blocks		
grey	**281-901**	50
blue	**281-904**	50
orange	**281-902**	50
red	**281-903**	50
black	**281-905**	50
yellow	**281-906**	50
light grey Ex	**281-992**	50
2-conductor ground (earth) terminal blocks		
green-yellow	**281-907**	50
green-yellow Ex	**281-907/999-950**	50
Other terminal blocks with the same shape		
disconnect	**281-912**	page 7.12
carrier term. block	**281-916**	page 7.34
diode	**281-915/...-...**	page 7.58

	Item No.	Pack. unit pcs
3-conductor through terminal blocks		
grey	**281-681**	50
blue	**281-684**	50
orange	**281-678**	50
red	**281-679**	50
black	**281-685**	50
yellow	**281-686**	50
light grey Ex	**281-993**	50
3-conductor ground (earth) terminal blocks		
green-yellow	**281-687**	50
green-yellow Ex	**281-687/999-950**	50
Other terminal blocks with the same shape		
disconnect	**281-683**	page 7.12
carrier term. block	**281-610**	page 7.34
diode	**281-673/...-...**	page 7.58

	Item No.	Pack. unit pcs
4-conductor through terminal blocks		
grey	**281-652**	50
blue	**281-654**	50
orange	**281-653**	50
red	**281-663**	50
black	**281-664**	50
yellow	**281-668**	50
light grey Ex	**281-994**	50
4-conductor ground (earth) terminal blocks		
green-yellow	**281-657**	50
green-yellow Ex	**281-657/999-950**	50
4-conductor shield (screen) terminal block		
white	**281-658**	50
Other terminal blocks with the same shape		
disconnect	**281-659**	page 7.12
disc., test a. meas.	**281-666**	page 7.10
carrier term. block	**281-656**	page 7.34
diode	**281-665/...-...**	page 7.58

Accessories Series 281

Appropriate marking system **WMB/WSB/WFB** (see section 14)

End and intermediate plate, 2.5 mm/0.098 in thick			
	orange	**281-329**	100 (4 x 25)
	grey	**281-328**	100 (4 x 25)
	light grey	**281-349**	100 (4 x 25)
Separator, oversized, 2 mm/0.079 in thick			
	orange	**281-331**	100 (4 x 25)
	grey	**281-330**	100 (4 x 25)
	light grey	**281-350**	100 (4 x 25)
Insulation stop ❸, 5 pcs/strip			
	white	**281-470**	200 strips
	light grey	**281-471**	200 strips
	dark grey	**281-472**	200 strips
Adjacent jumper, insulated, I_N 32 A, Ex 26 A			
	grey	**281-402**	200 (8 x 25)
	yell.-green	**281-422**	200 (8 x 25)
Staggered jumper ❸, insulated, I_N 32 A, Ex 26 A			
	width 6 mm/0.236 in		
	from 1 to 2	**281-452**	100 (4 x 25)
	from 1 to 3	**281-453**	100 (4 x 25)
	from 1 to 4	**281-454**	100 (4 x 25)
	from 1 to 5	**281-455**	50 (2 x 25)
	from 1 to 6	**281-456**	50 (2 x 25)
Protective warning marker, comp type jumper bar, test plug adapter, etc. (see right page)			

End and intermediate plate, 2.5 mm/0.098 in thick			
	orange	**281-326**	100 (4 x 25)
	grey	**281-324**	100 (4 x 25)
	light grey	**281-355**	100 (4 x 25)
Separator, oversized, 2 mm/0.079 in thick			
	orange	**281-346**	100 (4 x 25)
	grey	**281-344**	100 (4 x 25)
	light grey	**281-356**	100 (4 x 25)
Insulation stop ❸, 5 pcs/strip			
	white	**281-470**	200 strips
	light grey	**281-471**	200 strips
	dark grey	**281-472**	200 strips
Adjacent jumper, insulated, I_N 32 A, Ex 26 A			
	grey	**281-402**	200 (8 x 25)
	yell.-green	**281-422**	200 (8 x 25)
Staggered jumper ❸, insulated, I_N 32 A, Ex 26 A			
	width 6 mm/0.236 in		
	from 1 to 2	**281-452**	100 (4 x 25)
	from 1 to 3	**281-453**	100 (4 x 25)
	from 1 to 4	**281-454**	100 (4 x 25)
	from 1 to 5	**281-455**	50 (2 x 25)
	from 1 to 6	**281-456**	50 (2 x 25)
Protective warning marker, comp type jumper bar, test plug adapter, etc. (see right page)			

End and intermediate plate, 2.5 mm/0.098 in thick			
	orange	**281-335**	100 (4 x 25)
	grey	**281-334**	100 (4 x 25)
	light grey	**281-345**	100 (4 x 25)
Separator, oversized, 2 mm/0.079 in thick			
	orange	**281-339**	100 (4 x 25)
	grey	**281-338**	100 (4 x 25)
	light grey	**281-347**	100 (4 x 25)
Insulation stop ❸, 5 pcs/strip			
	white	**281-470**	200 strips
	light grey	**281-471**	200 strips
	dark grey	**281-472**	200 strips
Adjacent jumper, insulated, I_N 32 A, Ex 26 A			
	grey	**281-402**	200 (8 x 25)
	yell.-green	**281-422**	200 (8 x 25)
Staggered jumper ❸, insulated, I_N 32 A, Ex 26 A			
	width 6 mm/0.236 in		
	from 1 to 2	**281-452**	100 (4 x 25)
	from 1 to 3	**281-453**	100 (4 x 25)
	from 1 to 4	**281-454**	100 (4 x 25)
	from 1 to 5	**281-455**	50 (2 x 25)
	from 1 to 6	**281-456**	50 (2 x 25)
Protective warning marker, comp type jumper bar, test plug adapter, etc. (see right page)			

* For further approvals with corresponding ratings see section 15.

0.08 – 4 mm² | **AWG 28 – 12**
800 V/8 kV/3 ❶ | **600 V, 20 A**
32 A | **600 V, 15 A**

Terminal block width 6 mm / 0.236 in
9 – 10 mm / 0.37 in

* cULus CCA DNV SABS GL BV LR NV

0.08 – 4 mm² | **AWG 28 – 12**
800 V/8 kV/3 ❶ | **600 V, 20 A**
32 A | **600 V, 15 A**

Terminal block width 6 mm / 0.236 in
9 – 10 mm / 0.37 in

* CCA DNV GL BV LR NV

Accessories Series 281





	Item No.	Pack. unit pcs
2-conductor through terminal blocks		
grey	**281-601**	50
blue	**281-604** ❷	50
light grey Ex	**281-691**	50
2-conductor ground (earth) terminal blocks		
green-yellow	**281-607**	50
green-yellow Ex	**281-607/999-950**	50
Other terminal blocks with the same shape		
diode	**281-603/...-...**	page 7.58

	Item No.	Pack. unit pcs
3-conductor through terminal blocks		
grey	**281-631**	100
blue	**281-651** ❷	100
light grey Ex	**281-998**	100
3-conductor ground (earth) terminal blocks		
green-yellow	**281-637**	100
green-yellow Ex	**281-637/999-950**	100

❶ 800 V = rated voltage
8 kV = rated surge voltage
3 = pollution degree
(see also section 15)
❷ Suitable for Ex i applications
Ex Suitable for Ex e II applications
0.2 – 4 mm² AWG 24 – 12
550 V, 30 A
(see also section 13)
When using staggered jumpers the max. rated voltage will be reduced to 275 V.
Ex e/Ex i separator see page 2.13
❸ See application notes on pages 2.38 – 2.45

Appropriate marking system **WMB/WSB/WFB** (see section 14)

End and intermediate plate, 3 mm/0.118 in thick



orange	**281-317**	100 (4 x 25)
grey	**281-316**	100 (4 x 25)
light grey	**281-353**	100 (4 x 25)

End and intermediate plate, 2.5 mm/0.098 in thick



orange	**281-313**	100 (4 x 25)
grey	**281-312**	100 (4 x 25)
light grey	**281-357**	100 (4 x 25)

Separator, oversized, 2 mm/0.079 in thick



orange	**281-327**	100 (4 x 25)
grey	**281-337**	100 (4 x 25)
light grey	**281-354**	100 (4 x 25)

Separator, oversized, 2 mm/0.079 in thick



orange	**281-318**	100 (4 x 25)
grey	**281-348**	100 (4 x 25)
light grey	**281-358**	100 (4 x 25)

Insulation stop ❸, 5 pcs/strip



white	**281-470**	200 strips
light grey	**281-471**	200 strips
dark grey	**281-472**	200 strips

Insulation stop ❸, 5 pcs/strip



white	**281-470**	200 strips
light grey	**281-471**	200 strips
dark grey	**281-472**	200 strips

Adjacent jumper, insulated, I_N 32 A, Ex 26 A



grey	**281-402**	200 (8 x 25)
yell.-green	**281-422**	200 (8 x 25)

Adjacent jumper, insulated, I_N 32 A, Ex 26 A



grey	**281-402**	200 (8 x 25)
yell.-green	**281-422**	200 (8 x 25)

Staggered jumper ❸, insulated, I_N 32 A, Ex 26 A



width 6 mm/0.236 in

from 1 to 2	**781-452**	100 (4 x 25)
from 1 to 3	**781-453**	100 (4 x 25)
from 1 to 4	**781-454**	100 (4 x 25)
from 1 to 5	**781-455**	50 (2 x 25)
from 1 to 6	**781-456**	50 (2 x 25)

Staggered jumper ❸, insulated, I_N 32 A, Ex 26 A



width 6 mm/0.236 in

from 1 to 2	**781-452**	100 (4 x 25)
from 1 to 3	**781-453**	100 (4 x 25)
from 1 to 4	**781-454**	100 (4 x 25)
from 1 to 5	**781-455**	50 (2 x 25)
from 1 to 6	**781-456**	50 (2 x 25)

Protective warning marker, comp type jumper bar, test plug adapter, etc. (see righthand side of the page)

Protective warning marker, comp type jumper bar, test plug adapter, etc. (see righthand side of the page)

	Item No.	Pack. unit pcs
Insulation stop ❸, 5 pcs/strip		
white	**281-470**	200 strips
light grey	**281-471**	200 strips
dark grey	**281-472**	200 strips
Adjacent jumper, insulated, I_N 32 A, Ex 26 A		
grey	**281-402**	200 (8 x 25)
yell.-green	**281-422**	200 (8 x 25)
Alternate jumper, insulated, I_N 32 A, Ex 26 A		
grey	**281-409**	100 (4 x 25)
Staggered jumper ❸, insulated, I_N 32 A, Ex 26 A		
width 6 mm/0.236 in		
from 1 to 2	**781-452**	100 (4 x 25)
from 1 to 3	**781-453**	100 (4 x 25)
from 1 to 4	**781-454**	100 (4 x 25)
from 1 to 5	**781-455**	50 (2 x 25)
from 1 to 6	**781-456**	50 (2 x 25)
Push-in type wire jumper ❸, insulated, I_N 9 A		
L = 60 mm	**249-125**	10
L = 110 mm	**249-126**	10
L = 250 mm	**249-127**	10
Protective warning marker, for 5 terminal blocks, fits into screwdriver slot		
yellow	**281-415**	100 (4 x 25)
Comb type jumper bar ❸, insulated, $I_N = I_N$ of terminal block		
2-way	**281-482**	100 (4 x 25)
3-way	**281-483**	100 (4 x 25)
Alternate comb type jumper bar, insulated, $I_N = I_N$ of terminal block		
2-way	**281-492**	100 (4 x 25)
Operating tool, insulated		
2-way	**280-432**	1
3-way	**280-433**	1
Test plug module ❸, testing using jumper contact slots or conductor entry holes		
Test plug, with cable 500 mm/1'7.7"		
2 mm Ø, red	**210-136**	50 (5 x 10)
2.3 mm Ø, yel.	**210-137**	50 (5 x 10)
Test plug adapter, suitable f. term. bl. 1.5 mm² – 4 mm², 5 mm/0.197 in wide		
	280-404	100 (4 x 25)
for test plug 210-137 (2.3 mm Ø)		
Test plug adapter, suitable f. term. bl. 1.5 mm² – 10 mm², 8 mm/0.315 in wide		
	209-170	50 (2 x 25)
for test plug 4 mm/0.157 in Ø		
Test plug, 6 mm/0.236 in wide, with CAGE CLAMP® for 0.08 mm² – 2.5 mm²/AWG 28 – 14		
I_N 24 A	**281-407**	100 (4 x 25)
Banana plugs, 4 mm/0.157 in Ø, color mixed		
see page 2.42		