# CAGE CLAMP®

**The universal connection for solid, stranded and fine-stranded conductors**

Handling:
Open clamping unit,
insert the conductor,
release clamp – done!









# Miniature Rail-Mounted Terminal Blocks for DIN 35 and DIN 15 Rails; Compact Rail-Mounted Terminal Blocks, Multilevel and Function Terminal Blocks, Front-Entry

4






Through, Ground Conductor and Ex Terminal Blocks
– for DIN 35 and DIN 15 rails
0.08 mm² to 2.5 mm² (AWG 28 - 12) — 264 Series — 272 – 273



Through, Ground Conductor and Ex Terminal Blocks
– for DIN 35 and DIN 15 rails
0.08 mm² to 2.5 mm² (4 mm² "f-st") / AWG 28 - 12 — 870 Series — 276



Double-Potential Terminal Blocks
0.08 mm² to 2.5 mm² (4 mm² "f-st") / AWG 28 - 12 — 870 Series — 276



Multilevel Rail-Mounted Terminal Blocks
– Double-deck
0.08 mm² to 2.5 mm² (4 mm² "f-st") / AWG 28 - 12 — 870 Series — 278 – 279
– Triple-deck
0.08 mm² to 2.5 mm² (4 mm² "f-st") / AWG 28 - 12 — 870 Series — 280



Sensor and Actuator Terminal Blocks
0.08 mm² to 2.5 mm² (AWG 28 - 12) — 870 Series — 285 – 287



Double- and Triple-Deck Diode and LED Terminal Blocks
0.08 mm² to 2.5 mm² (4 mm² "f-st") / AWG 28 - 12 — 870 Series — 288 – 291



Accessories for Rail-Mounted Terminal Blocks
– Busbar Terminal Blocks — 427
– Insulation Stops — 199
– Tap-Off and Test Plug Modules — for 870 Series — 283
– Group Marker Carriers — for 870 Series — 281

# Miniature Rail-Mounted Terminal Blocks for DIN 15 and DIN 35 Rails
# 264 Series

## Assembly



Quick assembly keys prevent reverse mounting.

## Removal



Separate terminal strip and slide the individual terminal block laterally.

## Removal



Remove terminal block from the carrier rail.

## Commoning



Commoning with comb-style jumper bar.

## Commoning




Commoning with comb-style jumper bar.




## Application



Easy handling with minimum space in small enclosures.

## Combining/Marking




Combining 2- and 4-conductor terminal blocks.
Marking via miniature WSB quick marking system.



**CAGE CLAMP® clamps the following copper conductors:***

solid



stranded



fine-stranded, also with tinned single strands

* For aluminum conductors, see notes in Section 14.

❶ When using ferrules, the max. conductor cross section accommodated is one size smaller than max. rating of terminal block.

# – Description and Handling –

## CAGE CLAMP® connection



Conductor termination

## Group formation



Indication of groups via intermediate plates.

## Application notes



Ex e/Ex i separator plate for miniature rail-mounted terminal blocks.



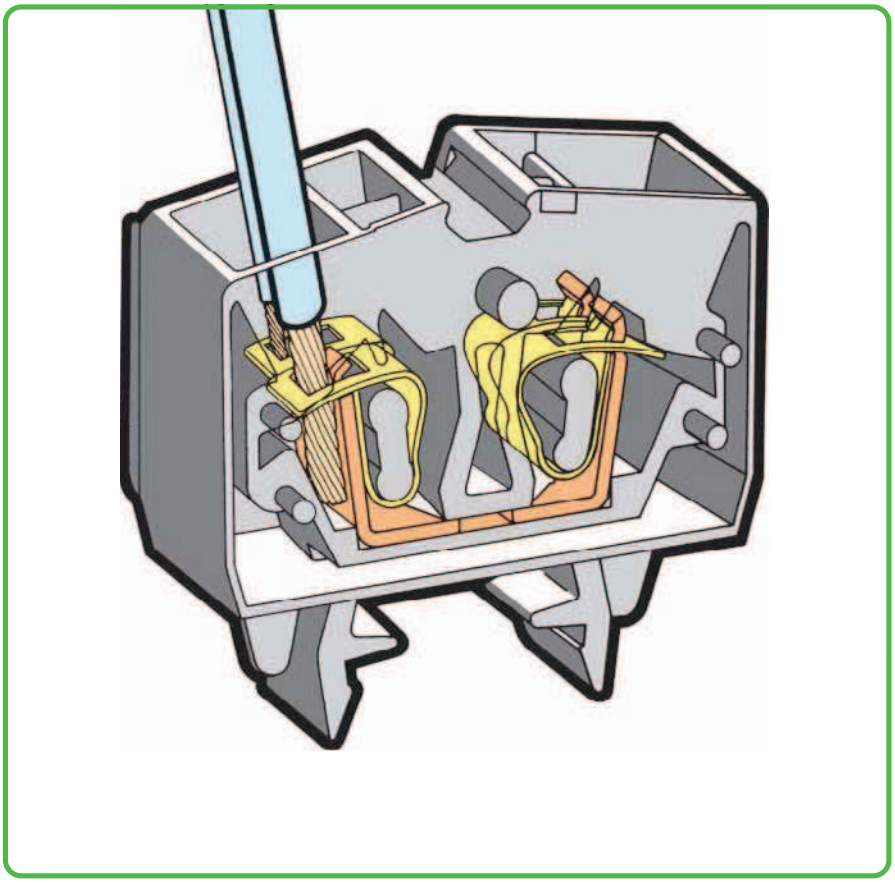

## Testing



Testing by quick contact with the CAGE CLAMP® spring (limited to 0.5A).

## Application notes



Testing via CAGE CLAMP® connection on the current bar – max. nominal current 6A;
CAGE CLAMP® clamps individual test contacts.

## T marker tag



Marking with T marker tag (209-290).



fine-stranded,
tip-bonded



fine-stranded,
with ferrule ❶
(gastight crimped)



fine-stranded,
with pin terminal
(gastight crimped)

# Miniature Through/Ground Conductor and Ex Terminal Blocks 2.5 mm² for DIN 35 Rail
## 264 Series

CAGE CLAMP®

| 0.08 - 2.5 mm² | AWG 28 - 12 * |
|---|---|
| 800 V/8 kV/3 ❶ | 300 V, 20 A |
| $I_N$ 24 A | 600 V, 20 A |

Terminal block width 6 mm / 0.236 in
8 - 9 mm / 0.33 in ❷

| 0.08 - 2.5 mm² | AWG 28 - 12 * |
|---|---|
| 800 V/8 kV/3 ❶ | 300 V, 20 A |
| $I_N$ 24 A | 600 V, 20 A |

Terminal block width 10 mm / 0.394 in
8 - 9 mm / 0.33 in ❷







* AWG 12: THHN, THWN

❶ 800 V = rated voltage
8 kV = rated surge voltage
3 = pollution degree
(also see Section 14)

❷ Strip length, see packaging or instructions.

❸ Suitable for Ex i applications

❹ Suitable for Ex e II applications
0.5 mm² - 2.5 mm²/AWG 20 - 12*
690 V, 23 A
(also see Section 14)

❺ See application notes for:
Test plug module, page 456
Alternate comb-style jumper bar, page 200

| | Item No. | Pack. Unit |
|---|---|---|
| **2-conductor miniature through terminal block,** for DIN 35 rail | | |
| gray | **264-711** | 100 |
| blue | **264-714** ❸ | 100 |
| orange | **264-716** | 100 |
| light gray Ex | **264-125** ❹ | 100 |

### Item-Specific Accessories

| | | | |
|---|---|---|---|
| **Alternate comb-style jumper bar,** ❺ insulated, $I_N$ = $I_N$ terminal block | | | |
| 2-way | **281-492** | 100 (4x25) | |
| **Test plug module,** ❺ can be snapped together, 6 mm wide | | | |
| gray | **249-136** | 100 (4x25) | |

| | Item No. | Pack. Unit |
|---|---|---|
| **4-conductor miniature through terminal block,** for DIN 35 rail | | |
| gray | **264-731** | 100 |
| blue | **264-734** ❸ | 100 |
| orange | **264-736** | 100 |
| light gray Ex | **264-225** ❹ | 100 |

### Item-Specific Accessories

| | | | |
|---|---|---|---|
| **Alternate comb-style jumper bar,** ❺ insulated, $I_N$ = $I_N$ terminal block | | | |
| 2-way | **280-492** | 200 (8x25) | |
| **Test plug module,** ❺ can be snapped together, 10 mm wide | | | |
| gray | **249-139** | 100 (4x25) | |




| | Item No. | Pack. Unit |
|---|---|---|
| **4-conductor miniature ground conductor terminal block,** for DIN 35 rail | | |
| green-yellow | **264-737** | 100 |
| green-yellow Ex | **264-737/999-950** ❹ | 100 |

### Item-Specific Accessories

| | | | |
|---|---|---|---|
| **Alternate comb-style jumper bar,** ❺ insulated, $I_N$ = $I_N$ terminal block | | | |
| 2-way | **280-492** | 200 (8x25) | |
| **Test plug module,** ❺ can be snapped together, 10 mm wide | | | |
| gray | **249-139** | 100 (4x25) | |

## 264 Series Accessories

Miniature WSB
(see Section 13)

| | | | |
|---|---|---|---|
| **End and intermediate plate,** 4 mm thick | | | |
| orange | **264-369** | 25 | |
| gray | **264-368** | 25 | |
| light gray | **264-370** | 25 | |
| **Ex e/Ex i separator,** orange, 4 mm thick | | | |
| 66 mm | **264-367** | 25 | |
| **Comb-style jumper bar,** insulated, $I_N$ 16 A, gray, reduces maximum conductor size to 1.5 mm²/AWG 16 | | | |
| 2-way | **264-402** | 200 (8x25) | |
| **Operating tool,** of insulating material | | | |
| 2-way | **280-432** | 1 | |
| **Test plug,** with 500 mm cable, 2 mm Ø | | | |
| red | **210-136** | 50 | |
| **Test plug,** with 500 mm cable, 2.3 mm Ø | | | |
| yellow | **210-137** | 50 | |
| **Miniature WSB Quick marking system,** 10 strips with 10 markers per card, 5 mm wide markers | | | |
| plain | **248-501** | 5 | |
| **Screwless end stop,** for DIN 35 rail, 6 mm wide | | | |
| gray | **249-116** | 100 (4x25) | |
| **Screwless end stop,** for DIN 35 rail, 10 mm wide | | | |
| gray | **249-117** | 50 (2x25) | |
| **Steel carrier rail,** acc. to EN 60715, 35 x 7.5 mm, 1 mm, 2 m/6'6" long | | | |
| slotted | **210-112** | 10 (10x1) | |
| **Steel carrier rail,** acc. to EN 60715, 35 x 7.5 mm, 1 mm, 2 m/6'6" long | | | |
| unslotted | **210-113** | 10 | |
| **Aluminum carrier rail,** acc. to EN 60715, 35 x 8.2 mm, 1.6 mm, 2 m/6'6" long | | | |
| unslotted | **210-196** | 10 | |

For list of approvals and user guide, see pages 634 to 637.

# Miniature Through/Ground Conductor and Ex Terminal Blocks 2.5 mm² for DIN 15 Rail 264 Series

| | |
|---|---|
| 0.08 - 2.5 mm² | AWG 28 - 12 * |
| 800 V/8 kV/3 ❶ | 300 V, 20 A |
| $I_N$ 24 A | 600 V, 20 A |
| Terminal block width 6 mm / 0.236 in | |
| 8 - 9 mm / 0.33 in ❷ | |

| | |
|---|---|
| 0.08 - 2.5 mm² | AWG 28 - 12 * |
| 800 V/8 kV/3 ❶ | 300 V, 20 A |
| $I_N$ 24 A | 600 V, 20 A |
| Terminal block width 10 mm / 0.394 in | |
| 8 - 9 mm / 0.33 in ❷ | |




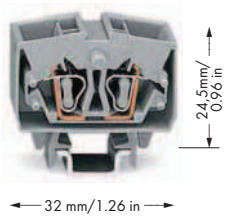


* AWG 12: THHN, THWN

❶ 800 V = rated voltage
8 kV = rated surge voltage
3 = pollution degree
(also see Section 14)

❷ Strip length, see packaging or instructions.

❸ Suitable for Ex i applications

❹ Suitable for Ex e II applications
0.5 mm² - 2.5 mm²/AWG 20 - 12*
690 V, 23 A
(also see Section 14)

❺ See application notes for:
Test plug module, page 456
Alternate comb-style jumper bar, page 200

| | Item No. | Pack. Unit |
|---|---|---|
| **2-conductor miniature through terminal block,** for DIN 15 rail | | |
| gray | **264-701** | 100 |
| blue | **264-704** ❸ | 100 |
| orange | **264-706** | 100 |
| light gray | **264-120** ❹ | 100 |

| | Item No. | Pack. Unit |
|---|---|---|
| **4-conductor miniature through terminal block,** for DIN 15 rail | | |
| gray | **264-721** | 100 |
| blue | **264-724** ❸ | 100 |
| orange | **264-726** | 100 |
| light gray | **264-220** ❹ | 100 |

## Item-Specific Accessories

**Alternate comb-style jumper bar,** ❺ insulated, $I_N$ = $I_N$ terminal block

| | Item No. | Pack. Unit |
|---|---|---|
| 2-way | **281-492** | 100 (4x25) |

**Test plug module,** ❺ can be snapped together, 6 mm wide

| | Item No. | Pack. Unit |
|---|---|---|
| gray | **249-136** | 100 (4x25) |

## Item-Specific Accessories

**Alternate comb-style jumper bar,** ❺ insulated, $I_N$ = $I_N$ terminal block

| | Item No. | Pack. Unit |
|---|---|---|
| 2-way | **280-492** | 200 (8x25) |

**Test plug module,** ❺ can be snapped together, 10 mm wide

| | Item No. | Pack. Unit |
|---|---|---|
| gray | **249-139** | 100 (4x25) |

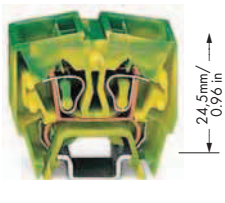


| | Item No. | Pack. Unit |
|---|---|---|
| **4-conductor miniature ground conductor terminal block,** for DIN 15 rail | | |
| green-yellow | **264-727** | 100 |
| green-yellow | **264-727/999-950** ❹ | 100 |

## Item-Specific Accessories

**Alternate comb-style jumper bar,** ❺ insulated, $I_N$ = $I_N$ terminal block

| | Item No. | Pack. Unit |
|---|---|---|
| 2-way | **280-492** | 200 (8x25) |

**Test plug module,** ❺ can be snapped together, 10 mm wide

| | Item No. | Pack. Unit |
|---|---|---|
| gray | **249-139** | 100 (4x25) |

## 264 Series Accessories

Miniature WSB (see Section 13)

**End and intermediate plate,** 4 mm thick



| | | |
|---|---|---|
| orange | **264-369** | 25 |
| gray | **264-368** | 25 |
| light gray | **264-370** | 25 |

**Ex e/Ex i separator,** orange, 4 mm thick



| | | |
|---|---|---|
| 66 mm | **264-367** | 25 |

**Comb-style jumper bar,** insulated, $I_N$ 16 A, gray, reduces maximum conductor size to 1.5 mm²/AWG 16



| | | |
|---|---|---|
| 2-way | **264-402** | 200 (8x25) |

**Operating tool,** of insulating material



| | | |
|---|---|---|
| 2-way | **280-432** | 1 |

**Test plug,** with 500 mm cable, 2 mm Ø



| | | |
|---|---|---|
| red | **210-136** | 50 |

**Test plug,** with 500 mm cable, 2.3 mm Ø



| | | |
|---|---|---|
| yellow | **210-137** | 50 |

**Miniature WSB Quick marking system,** 10 strips with 10 markers per card, 5 mm wide markers



| | | |
|---|---|---|
| plain | **248-501** | 5 |

**Screwless end stop,** for DIN 15 rail, 6 mm wide



| | | |
|---|---|---|
| gray | **249-101** | 25 |

**Steel carrier rail,** acc. to EN 60715, 15 x 5.5 mm, 1 mm, 2 m/6'6" long



| | | |
|---|---|---|
| slotted | **210-111** | 1 |

**Steel carrier rail,** acc. to EN 60715, 15 x 5.5 mm, 1 mm, 2 m/6'6" long



| | | |
|---|---|---|
| unslotted | **210-295** | 1 |

**Aluminum carrier rail,** acc. to EN 60715, 15 x 5.5 mm, 1 mm, 2 m/6'6" long



| | | |
|---|---|---|
| unslotted | **210-296** | 10 |

**Operating tool,** of insulating material

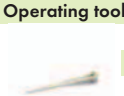

| | | |
|---|---|---|
| 1-way | **209-130** | 1 |

For list of approvals and user guide, see pages 634 to 637.