Mounting Carrier for MICRO PUSH WIRE® Connectors for DIN 35 Rail or Screw Mount, 243 Series



Inserting a MICRO PUSH WIRE® connector for junction boxes into the carrier.



Removing a MICRO PUSH WIRE® connector from the carrier.



Example of residential door bell application – mounted on DIN 35 rail



Example of residential (home) communication application



Typical application in a terminal box for burglar alarm – screw mount

Quick fix mounting

Realizing MICRO PUSH WIRE® connectors are ideal for DIN-rail mount panel applications, electrical installers have requested the ability to use them in distribution panels. MICRO PUSH WIRE® connectors provide easy connections for smaller conductors used in low-current applications. They are well-suited to terminating telephone-style conductors for connecting alarms, bells, door sensors, communication systems, etc.

The mounting carrier WAGO´s Professional Solution. It is available with mounting slots for 4 or 6 connectors.

Depending on the number of conductors, each mounting slot can accommodate a 4- or 8-conductor MICRO connector. The connectors simply snap into the mounting slots and are removable, allowing conductors to be exchanged during changeover.

The carrier is designed for easy mounting directly to the DIN 35 rail, or to a panel, via the screw-mount flanges provided. A large marking surface is provided for clear circuit identification. This may be directly marked with a felt-tip pen, or via pre-printed self-adhesive marker strips.

MICRO PUSH WIRE® Connectors for Junction Boxes Ø 0.8 mm
243 Series

PUSH WIRE®

0.6 - 0.8 mm Ø "s" ❶ 100 V/1.5 kV/2 ❷ I_N 6 A	AWG 22 - 20 "s" 150 V, 7 A 150 V, 7 A
5 - 6 mm / 0.22 in ❸	

0.6 - 0.8 mm Ø "s" ❶ 100 V/1.5 kV/2 ❷ I_N 6 A	AWG 22 - 20 "s" 150 V, 7 A 150 V, 7 A
5 - 6 mm / 0.22 in ❸	





❶ When using conductors with the same diameter, 0.5 mm/AWG 24 or 1 mm/AWG 18 diameters are also possible.

❷ 100 V = rated voltage
1.5 kV = rated surge voltage
2 = pollution degree
(also see Section 14)

❸ Strip length, see packaging or instructions.

Color	Item No.	Pack. Unit
MICRO PUSH WIRE® connector for junction boxes,		
4-conductor connector		
dark gray	**243-204**	1000 (10x100)
red	**243-804**	1000 (10x100)

Color	Item No.	Pack. Unit
MICRO PUSH WIRE® connector for junction boxes,		
8-conductor connector		
dark gray	**243-208**	500 (10x50)
red	**243-808**	500 (10x50)

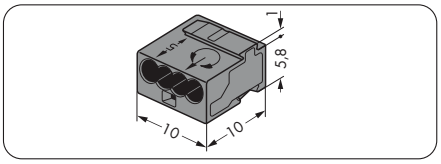

Dimensions in mm

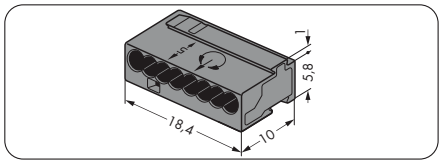

Dimensions in mm

The 243 Series of WAGO PUSH WIRE® connectors can be used in both communication and alarm systems according to the VdS (German Association of Property Insurers) guidelines.

No general approval is given to push-wire connectors by the VdS association. The connectors must be tested together with the different parts of the system.

The requirements for connectors are specified in the VdS guidelines for junction boxes (VdS 2116) in section 8.7: "The junction box connectors must be designed to guarantee a reliable and stable connection".

The verification of the fulfillment of these requirements is documented in the VDE test report No. 2574-1440-4031 for the 243 Series of insulated PUSH WIRE® connectors.





Color	Item No.	Pack. Unit
MICRO PUSH WIRE® connector for junction boxes,		
4-conductor connector		
light gray	**243-304**	1000 (10x100)
yellow	**243-504**	1000 (10x100)

Color	Item No.	Pack. Unit
MICRO PUSH WIRE® connector for junction boxes,		
8-conductor connector		
light gray	**243-308**	500 (10x50)
yellow	**243-508**	500 (10x50)

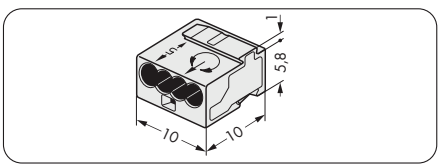

Dimensions in mm

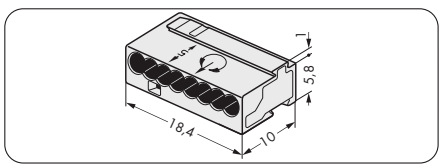

Dimensions in mm

For list of approvals and user guide, see pages 634 to 637.

MICRO PUSH WIRE® Connectors for Junction Boxes Ø 0.5 mm and Mounting Carriers for DIN 35 Rail or Screw Mount
243 Series

0.4 - 0.5 mm Ø "s" | AWG 26 - 24 "s" 100 V/1.5 kV/2 ❶ I_N 6 A 5 - 6 mm / 0.22 in ❷	Mounting carrier





❶ 100 V = rated voltage
1.5 kV = rated surge voltage
2 = pollution degree
(also see Section 14)

❷ Strip length, see packaging or instructions.

Color	Item No.	Pack. Unit
MICRO PUSH WIRE® connector for junction boxes,		
4-conductor connector		
transparent	**243-144**	1000 (10x100)

Color	Item No.	Pack. Unit
Mounting carrier,		
for 4 MICRO PUSH WIRE® connectors		
orange	**243-112**	50 (5x10)
Mounting carrier,		
for 6 MICRO PUSH WIRE® connectors		
orange	**243-113**	50 (5x10)

Item-Specific Accessories

Self-adhesive marking strips, plain, Height of marking strip: 7 mm, 6 self-adhesive strips per card			
white	**243-110**		1

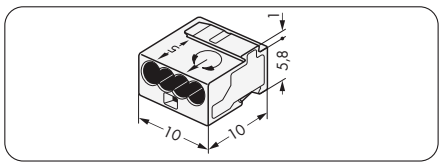

Dimensions in mm

Quick fix mounting

Realizing MICRO PUSH WIRE® connectors are ideal for DIN-rail mount panel applications, electrical installers have requested the ability to use them in distribution panels. MICRO PUSH WIRE® connectors provide easy connections for smaller conductors used in low-current applications. They are well-suited to terminating telephone-style conductors for connecting alarms, bells, door sensors, communication systems, etc.

The mounting carrier WAGO´s Professional Solution. It is available with mounting slots for 4 or 6 connectors.

Depending on the number of conductors, each mounting slot can accommodate a 4- or 8-conductor MICRO connector. The connectors simply snap into the mounting slots and are removable, allowing conductors to be exchanged during changeover.

The carrier is designed for easy mounting directly to the DIN 35 rail, or to a panel, via the screw-mount flanges provided. A large marking surface is provided for clear circuit identification. This may be directly marked with a felt-tip pen, or via pre-printed self-adhesive marker strips.

For list of approvals and user guide, see pages 634 to 637.