Self-Laminating Labels for Cable Marking
Conductor Marker for Threading

Labels on DIN A4 sheets	Labels on roll	Conductor marker for threading







Item No.	Pack. Unit	Item No.	Pack. Unit	Item No.	Pack. Unit
Labels on DIN A4 sheets,		**Labels on roll,**		**Conductor marker for threading,**	
for laser printer		for thermal transfer printer		for 0.75 - 1.5 mm²,	
Marking surface: S = 9 mm B = 17 mm L = 35 mm,		Marking surface: S = 8 mm B = 18 mm L = 35 mm,		2,000 makers per reel	
for max. cable diameter 8 mm,		for max. cable diameter 9 mm,			
70 labels per sheet		9,000 labels per roll			
211-150	20	**211-155**	1	white **211-161**	1
Marking surface: S = 13 mm B = 21 mm L = 56 mm,		Marking surface: S = 13 mm B = 23 mm L = 51 mm,		**Conductor marker for threading,**	
for max. cable diameter 14 mm,		for max. cable diameter 12 mm,		for 2.5 - 6 mm²,	
32 labels per sheet		5,000 labels per roll		2,000 makers per reel	
211-151	25	**211-156**	1	white **211-162**	1

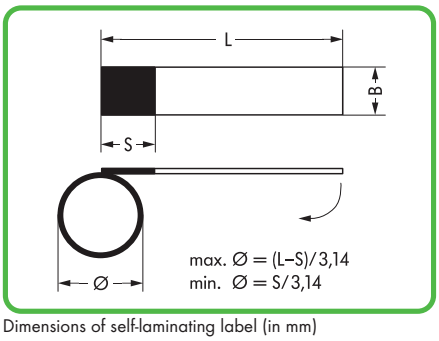

Dimensions of self-laminating label (in mm)



Self-laminating labels are supplied on roll for Thermal Transfer Printers.



Conductor marker for threading

Mounting Accessories
Carrier Rails, Rail End Cap, Angled Support Brackets and Collective Carriers

Carrier rail unslotted	Carrier rail unslotted	Carrier rail unslotted







	Item No.	Pack. Unit
Steel carrier rail, I_N 76 A (reference length of 1m/3'3"), 35 x 7.5 mm, 1 mm, 2 m/6'6" long		
unslotted	**210-113**	10
Hole width 25 mm; hole spacing 36 mm		
slotted	**210-112**	10 (10x1)
Hole width 18 mm; hole spacing 25 mm		
slotted	**210-115**	1

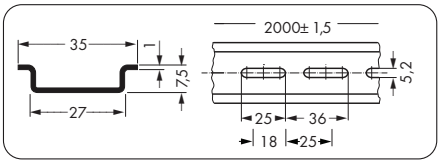

Dimensions in mm

	Item No.	Pack. Unit
Steel carrier rail, I_N 125 A (reference length of 1m/3'3"), 35 x 15 mm, 1.5 mm, 2 m/6'6" long		
unslotted	**210-114**	10
slotted	**210-197**	10

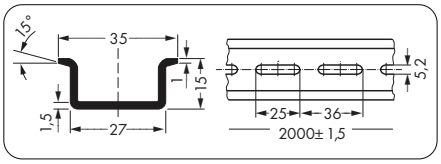

Dimensions in mm

	Item No.	Pack. Unit
Steel carrier rail, I_N 125 A (reference length of 1m/3'3"), 35 x 15 mm, 2.3 mm, 2 m/6'6" long		
unslotted	**210-118**	10

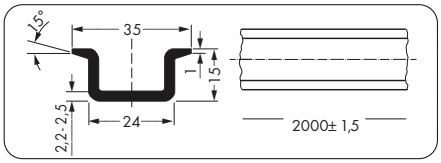

Dimensions in mm







	Item No.	Pack. Unit
Copper carrier rail, I_N 309 A (reference length of 1m/3'3"), 35 x 15 mm, 2.3 mm, 2 m/6'6" long		
unslotted	**210-198**	10

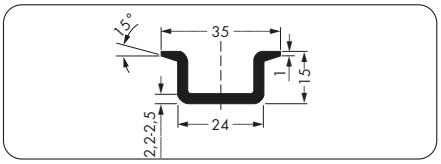

Dimensions in mm

	Item No.	Pack. Unit
Aluminum carrier rail, I_N 76 A (reference length of 1m/3'3"), 35 x 8.2 mm, 1.6 mm, 2 m/6'6" long		
unslotted	**210-196**	10

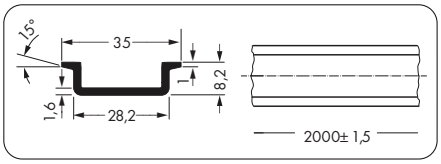

Dimensions in mm

	Item No.	Pack. Unit
Rail end cap, for DIN 35 rail (7.5 mm high)		
gray	**209-109**	50 (2x25)

Carrier rail unslotted	Angled support bracket	Collective carrier for jumpers







	Item No.	Pack. Unit
Steel carrier rail, I_N 76 A (reference length of 1m/3'3"), 35 x 7.5 mm, 1 mm, 2 m/6'6" long		
unslotted	**210-505**	1
slotted	**210-504**	1

	Item No.	Pack. Unit
Angled support bracket, without screw		
	210-148	10
Screw M 5 x 8		
	210-149	100 (5x20)

	Item No.	Pack. Unit
Collective carrier for jumpers, for DIN 35 rail, for jumpers for transverse switching terminal block (282-811) and longitudinal switching disconnect terminal block (282-821)		
gray	**282-369**	25

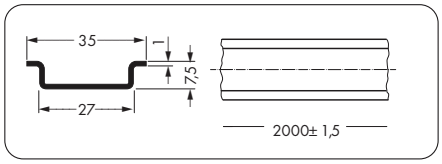

Dimensions in mm

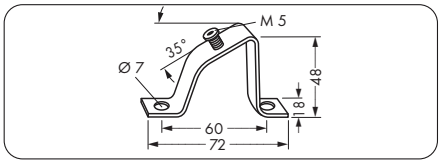

Dimensions in mm

The collective carrier can be snapped onto DIN 35 rails.
It holds jumpers, e. g., during maintenance.





	Item No.	Pack. Unit
Steel carrier rail, I_N 125 A (reference length of 1m/3'3"), 35 x 15 mm, 1.5 mm, 2 m/6'6" long		
unslotted	**210-506**	1
slotted	**210-508**	1

	Item No.	Pack. Unit
Collective carrier for adjacent jumpers, for DIN 35 rail, for 279, 280, 281, 282 and 284 Series adjacent jumpers, as well as 215 Series banana plugs		
gray	**209-100**	50 (2x25)

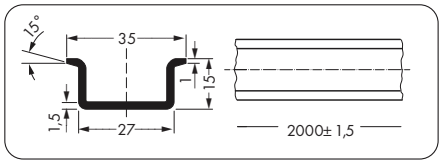

Dimensions in mm

The collective carrier can be snapped onto DIN 35 rails.
It holds adjacent jumpers and banana plugs, e.g., during maintenance.

Transparent Covers for Rail-Mounted Terminal Blocks, Usable with Lead Seals – Description and Handling –

Assembly



Snapping a cover carrier onto the carrier rail.

Application



Application examples:
cover (Type 1) without safety warning and lead seals.



Cover with safety warning and lead seals.

Assembly



Tightening both securing screw (left) and mounting screw (right).

Assembly



Securing screw – prevents lifting off from rail.
Mounting screw – prevents the cover carrier from being moved on the rail.



Removal



Removing a cover carrier from the carrier rail.

Marking



Inserting a marking strip into the cover.

Lead seal



Cover with lead seals.
Using covers without lead seals, the thread dome-head can be broken off.

Transparent Covers for Rail-Mounted Terminal Blocks, Usable with Lead Seals
709 Series

Cover and cover carrier, type 1



	Item No.	Pack. Unit
Cover, type 1,		
suitable for cover carrier, type 1,		
1 m/3'3'' long		
transparent	**709-153**	10



	Item No.	Pack. Unit
Cover carrier, type 1,		
incl. mounting/securing screws and knurled nut,		
for 279 to 282 Series and 880 Series rail-mount terminal blocks,		
for 264 Series miniature terminal blocks,		
for 270 Series sensor and acuator blocks		
gray	**709-167**	10

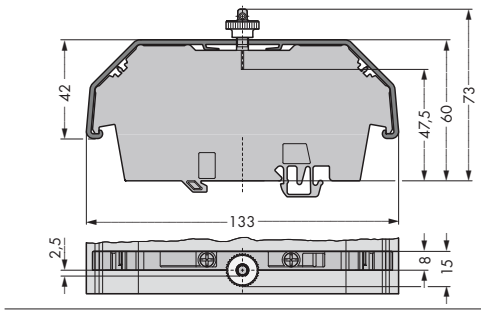

Back view

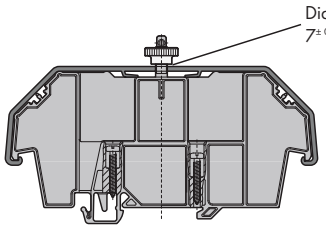

Dimensions in mm

Accessories

Marking card with 6 marking strips,			
	for group marking or safety instructions		
	plain	**709-183**	1
Spare mounting/securing screw,			
	for cover		
		209-196	200 (8x25)
Spare knurled nut,			
	for cover		
		210-549	100 (4x25)

Transparent Covers for Rail-Mounted Terminal Blocks, Usable with Lead Seals
709 Series

Cover and cover carrier, type 2



	Item No.	Pack. Unit
Cover, type 2,		
suitable for cover carrier, type 2,		
1 m/3'3" long		
transparent	**709-154**	1



	Item No.	Pack. Unit
Cover carrier, type 2,		
incl. mounting/securing screws and knurled nut,		
for 283 to 285 Series rail-mount terminal blocks,		
for 279 to 281 Series double- and triple-deck blocks,		
for 780 to 785, 775, 776 and 777 Series TOPJOB®		
terminals,		
for 280 Series sensor and actuator blocks,		
for 282 Series disconnect terminals for test and		
measurement for transformer circuits		
gray	**709-168**	10

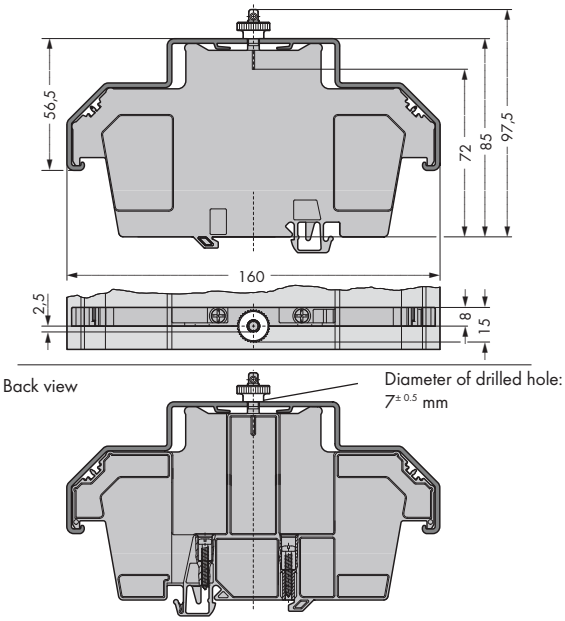

Dimensions in mm

Accessories

Marking card with 6 marking strips,



for group marking or safety instructions

plain	**709-183**	1

Spare mounting/securing screw,



for cover

209-196	200 (8x25)

Spare knurled nut,



for cover

210-549	100 (4x25)

Mounting Accessories
Carrier Rails and End Stops

Carrier rail slotted



Item No.	Pack. Unit
Steel carrier rail, I_N 57 A (reference length of 1m/3'3"), 15 x 5.5 mm, 1 mm, 2 m/6'6" long	
slotted **210-111**	1

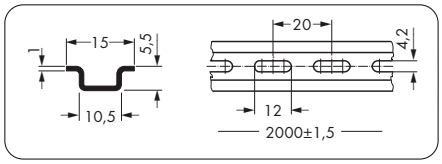

Dimensions in mm

Carrier rail unslotted



Item No.	Pack. Unit
Steel carrier rail, I_N 57 A (reference length of 1m/3'3"), 15 x 5.5 mm, 1 mm, 2 m/6'6" long	
unslotted **210-295**	1

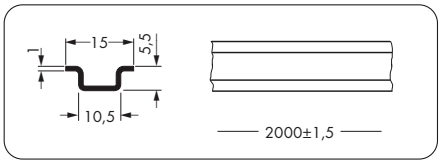

Dimensions in mm



Item No.	Pack. Unit
Aluminum carrier rail, I_N 57 A (reference length of 1m/3'3"), 15 x 5.5 mm, 1 mm, 2 m/6'6" long	
unslotted **210-296**	10

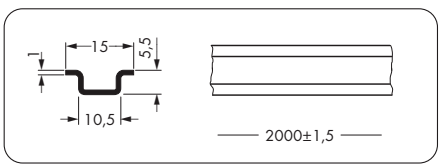

Dimensions in mm

Screwless end stop



Item No.	Pack. Unit
Screwless end stop, for DIN 15 rail, 6 mm wide	
gray **249-101**	25

Operating Tools

Operating tool with partially insulated shaft	Operating tool set with partially insulated shafts	Operating tool with partially insulated shaft







Item No.	Pack. Unit	Item No.	Pack. Unit	Item No.	Pack. Unit
Operating tool with partially insulated shaft,		**Operating tool set with partially insulated shafts,**		**Operating tool with partially insulated shaft,**	
type 1, (2.5 x 0.4) mm blade,		type 1, (2.5 x 0.4) mm blade, type 2, (3.5 x 0.5) mm		(2.5 x 0.4) mm blade, short,	
for 279, 726, 727, 2000, 2001 and 2020 Series		blade, type 3, (5.5 x 0.8) mm blade		for 279, 726, 727, 2000 and 2001 Series	
210-719	1	**210-722**	1	**210-647**	1
Operating tool with partially insulated shaft,				**Operating tool with partially insulated shaft,**	
type 2, (3.5 x 0.5) mm blade,				(2.5 x 0.4) mm blade, short angled,	
for 260, 261, 262, 264, 270, 280, 281, 290, 775,				for 279, 2000, 2001 and 2020 Series	
776, 777, 769, 780, 781, 869, 870, 880, 2002, 2003,					
2004, 2005 and 2022 Series					
210-720	1			**210-648**	1
Operating tool with partially insulated shaft,					
type 3, (5.5 x 0.8) mm blade,					
for 282, 283, 284, 285, 782, 783, 784, 785, 2006,					
2010 and 2016 Series					
210-721	1				



The blade dimensions of the above-listed operating tools with partially insulated shaft are ideal for easy operation of front-entry terminal blocks.



Set of operating tools