CAGE CLAMP®S

The universal connection with "SPECIAL"

Handling:
Open clamping unit, insert the conductor, release clamp – done!
Terminate both solid and ferruled conductors by simply pushing them in – no operating tool needed.



2



4-Conductor, Chassis-Mount Terminal Strips
0.5 mm² to 4 mm² (AWG 20 - 12) — 862 Series — 152 — 155



Ex 4-Conductor, Chassis-Mount Terminal Strips
0.5 mm² to 4 mm² (AWG 20 - 12) — 862 Series — 152 — 155



Accessories
– Ferrules, insulated or uninsulated — 216 Series — 156

4-Conductor, Chassis-Mount Terminal Strips, 862 Series – Description and Handling –

CAGE CLAMP®S

Conductor termination



Four conductors per pole for solid and fine-stranded conductors

Marking



Marking by direct, one-side printing and/or marker strips

Testing



Testing with test plug 2 mm Ø.

Ground contact (PE contact)



Makes an automatic contact to the mounting plate. The varnish coating is penetrated automatically.



Commoning



Commoning with comb-style jumper bar

Cost-effective features:

The 862 Series chassis-mount terminal strips were developed specifically to minimize wiring costs, while accommodating requirements for easy mounting, multiple connection points, marking and handling:

- The 862 Series equipped with CAGE CLAMP®S connects up to four conductors sized 0.5 mm² to 4 mm² (AWG 20 - 12). Due to multiple connection points per pole, different conductor sizes can be used within the same terminal block position.
- CAGE CLAMP®S termination technology allows solid conductors, fine-stranded conductors with ferrules or ultrasonically bonded conductors from 0.5 mm² to 4 mm² (AWG 20 - 12) to be connected by simply pushing the conductor into contact. (Length of bonded wire end min. 10 mm/0.39 in).
- Convenient automatic grounding contact available as an option.
- Snap-in mounting feet for fast assembly.
- Push-buttons for easy handling with an operating tool or by hand.
- Built-in test points simplify testing with test plug 2 mm Ø.
- Flexible marking options with standard marking (premarked), marker strip or custom marked for large quantity orders.

CAGE CLAMP®S clamps the following copper conductors:*

solid	stranded	fine-stranded, also with tinned single strands	fine-stranded, tip-bonded	fine-stranded, with ferrule ❶ (gastight crimped)	fine-stranded, with pin terminal (gastight crimped)

* For aluminum conductors, see notes in Section 14.

❶ When using ferrules, the max. conductor cross section accommodated is one size smaller than max. rating of terminal block.

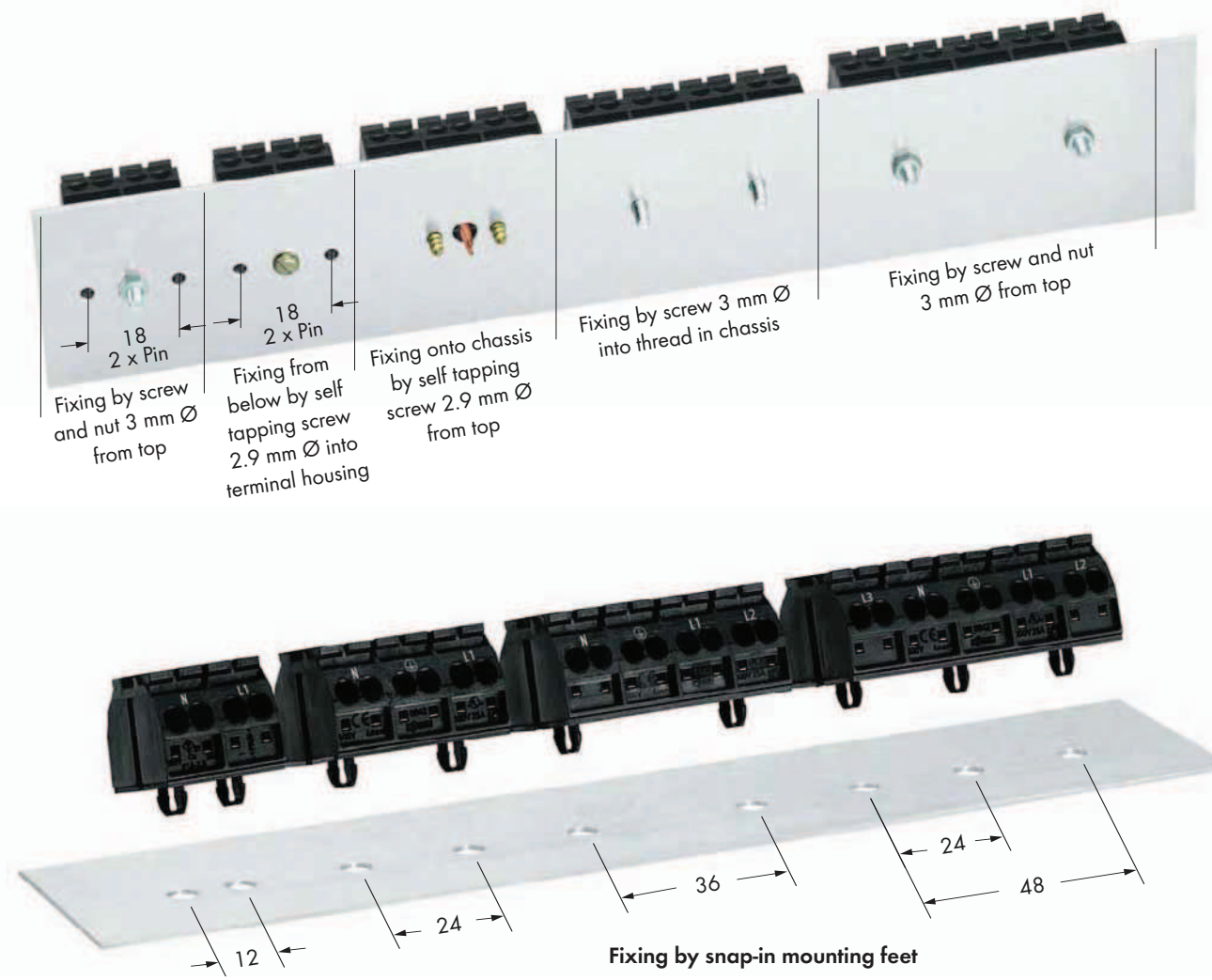

Dimensions in mm

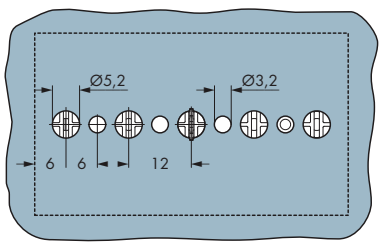

Dimensions in mm for ground contact and snap-in mounting foot 5.2 mm Ø.

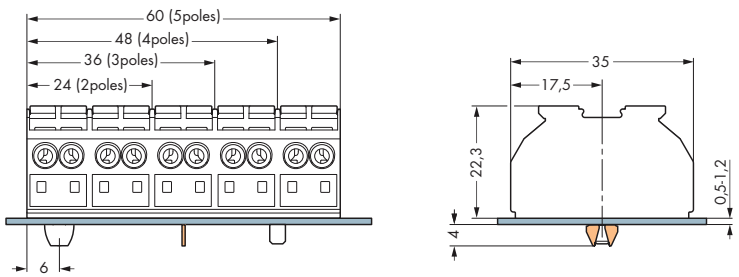

Dimensions in mm for chassis-mount terminal strips

4-Conductor, Chassis-Mount Terminal Strips, 2-Pole, 4 mm², 862 Series

CAGE CLAMP®S

0.5 - 4 mm²	AWG 20 - 12
500 V/6 kV/3 ❶	300 V, 20 A
I_N 32 A	300 V, 20 A
10 - 11 mm / 0.41 in ❷	

0.5 - 4 mm²	AWG 20 - 12
500 V/6 kV/3 ❶	300 V, 20 A
I_N 32 A	300 V, 20 A
10 - 11 mm / 0.41 in ❷	





❶ 500 V = rated voltage
6 kV = rated surge voltage
3 = pollution degree
(also see Section 14)

❷ Strip length, see packaging or instructions.

❸ Suitable for Ex e II applications
440 V, 28 A
(also see Section 14)

	Item No.	Pack. Unit
for mounting via screw and nut 3 mm Ø or for self-tapping screw 2.9 mm Ø from top, with 2x pin, 2-pole, black		
● N-L1	**862-2552**	500
● L1-N	**862-1552**	500
● L1-N Ex	**862-1552/999-950** ❸	500
● plain	**862-552**	500
for self-tapping screw 2.9 mm Ø from below, with 2x pin, 2-pole, black		
● N-L1	**862-2562**	500
● L1-N	**862-1562**	500
● L1-N Ex	**862-1562/999-950** ❸	500
● plain	**862-562**	500
via 1 snap-in foot per pole, 2-pole, black		
● N-L1	**862-2532**	500
● L1-N	**862-1532**	500
● L1-N Ex	**862-1532/999-950** ❸	500
● plain	**862-532**	500

	Item No.	Pack. Unit
for mounting via screw and nut 3 mm Ø or for self-tapping screw 2.9 mm Ø from top, with 2x pin, 2-pole, white		
○ N-L1	**862-2652**	500
○ L1-N	**862-1652**	500
○ L1-N Ex	**862-1652/999-950** ❸	500
○ plain	**862-652**	500
for self-tapping screw 2.9 mm Ø from below, with 2x pin, 2-pole, white		
○ N-L1	**862-2662**	500
○ L1-N	**862-1662**	500
○ L1-N Ex	**862-1662/999-950** ❸	500
○ plain	**862-662**	500
via 1 snap-in foot per pole, 2-pole, white		
○ N-L1	**862-2632**	500
○ L1-N	**862-1632**	500
○ L1-N Ex	**862-1632/999-950** ❸	500
○ plain	**862-632**	500

862 Series Accessories

Comb-style jumper bar,
simply push into the conductor entry hole



I_N 32 A	**862-482**	5

Test plug,



with 500 mm cable,
2 mm Ø

red	**210-136**	50

Test plug,



with 500 mm cable,
2.3 mm Ø

yellow	**210-137**	50

Marking strip, plain,



7.5 mm wide,
50 m roll

white	**709-178**	1

Operating tool with partially insulated shaft,



type 2, (3.5 x 0.5) mm blade

	210-720	1

For list of approvals and user guide, see pages 634 to 637.

4-Conductor, Chassis-Mount Terminal Strips, 3-Pole, 4 mm², 862 Series

0.5 - 4 mm²	AWG 20 - 12
500 V/6 kV/3 ❶	300 V, 20 A
I_N 32 A	300 V, 20 A
10 - 11 mm / 0.41 in ❷	

0.5 - 4 mm²	AWG 20 - 12
500 V/6 kV/3 ❶	300 V, 20 A
I_N 32 A	300 V, 20 A
10 - 11 mm / 0.41 in ❷	





❶ 500 V = rated voltage
6 kV = rated surge voltage
3 = pollution degree
(also see Section 14)

❷ Strip length, see packaging or instructions.

❸ Suitable for Ex e II applications
440 V, 28 A
(also see Section 14)

	Item No.	Pack. Unit
for mounting via screw and nut 3 mm Ø or for self-tapping screw 2.9 mm Ø from top,		
3-pole,		
black		
● N-PE-L1,		
without PE contact	**862-2503**	250
● PE-N-L1,		
without PE contact	**862-1503**	250
● PE-N-L1 Ex,		
without PE contact	**862-1503/999-950** ❸	250
● plain,		
without PE contact	**862-503**	250
● N-PE-L1,		
with PE contact	**862-8503**	250
● PE-N-L1,		
with PE contact	**862-9503**	250
via 1 snap-in foot per pole,		
3-pole,		
black		
● N-PE-L1,		
without PE contact	**862-2533**	250
● PE-N-L1,		
without PE contact	**862-1533**	250
● PE-N-L1 Ex,		
without PE contact	**862-1533/999-950** ❸	250
● plain,		
without PE contact	**862-533**	250
● N-PE-L1,		
with PE contact	**862-8533**	250
● PE-N-L1,		
with PE contact	**862-9533**	250
snap-in feet at pos. 1+3,		
3-pole,		
black		
● N-PE-L1,		
without PE contact	**862-2593**	250
● PE-N-L1,		
without PE contact	**862-1593**	250
● PE-N-L1 Ex,		
without PE contact	**862-1593/999-950** ❸	250
● plain,		
without PE contact	**862-593**	250
● N-PE-L1,		
with PE contact	**862-8593**	250
● PE-N-L1,		
with PE contact	**862-9593**	250

	Item No.	Pack. Unit
for mounting via screw and nut 3 mm Ø or for self-tapping screw 2.9 mm Ø from top,		
3-pole,		
white		
○ N-PE-L1,		
without PE contact	**862-2603**	250
○ PE-N-L1,		
without PE contact	**862-1603**	250
○ PE-N-L1 Ex,		
without PE contact	**862-1603/999-950** ❸	250
○ plain,		
without PE contact	**862-603**	250
○ N-PE-L1,		
with PE contact	**862-8603**	250
○ PE-N-L1,		
with PE contact	**862-9603**	250
via 1 snap-in foot per pole,		
3-pole,		
white		
○ N-PE-L1,		
without PE contact	**862-2633**	250
○ PE-N-L1,		
without PE contact	**862-1633**	250
○ PE-N-L1 Ex,		
without PE contact	**862-1633/999-950** ❸	250
○ plain,		
without PE contact	**862-633**	250
○ N-PE-L1,		
with PE contact	**862-8633**	250
○ PE-N-L1,		
with PE contact	**862-9633**	250
snap-in feet at pos. 1+3,		
3-pole,		
white		
○ N-PE-L1,		
without PE contact	**862-2693**	250
○ PE-N-L1,		
without PE contact	**862-1693**	250
○ PE-N-L1 Ex,		
without PE contact	**862-1693/999-950** ❸	250
○ plain,		
without PE contact	**862-693**	250
○ N-PE-L1,		
with PE contact	**862-8693**	250
○ PE-N-L1,		
with PE contact	**862-9693**	250

862 Series Accessories

Comb-style jumper bar,



simply push into the conductor entry hole
I_N 32 A **862-482** 5

Test plug,



with 500 mm cable,
2 mm Ø
red **210-136** 50

Test plug,



with 500 mm cable,
2.3 mm Ø
yellow **210-137** 50

Marking strip, plain,



7.5 mm wide,
50 m roll
white **709-178** 1

Operating tool with partially insulated shaft,



type 2, (3.5 x 0.5) mm blade
210-720 1

For list of approvals and user guide, see pages 634 to 637.

4-Conductor, Chassis-Mount Terminal Strips, 4-Pole, 4 mm², 862 Series

CAGE CLAMP®S

0.5 - 4 mm²	AWG 20 - 12
500 V/6 kV/3 ❶	300 V, 20 A
I_N 32 A	300 V, 20 A
10 - 11 mm / 0.41 in ❷	

0.5 - 4 mm²	AWG 20 - 12
500 V/6 kV/3 ❶	300 V, 20 A
I_N 32 A	300 V, 20 A
10 - 11 mm / 0.41 in ❷	





❶ 500 V = rated voltage
6 kV = rated surge voltage
3 = pollution degree
(also see Section 14)

❷ Strip length, see packaging or instructions.

❸ Suitable for Ex e II applications
440 V, 28 A
(also see Section 14)

	Item No.	Pack. Unit
for mounting via screw and nut 3 mm Ø or for self-tapping screw 2.9 mm Ø from top,		
4-pole,		
black		
● N-PE-L1-L2,		
without PE contact	**862-2504**	200
● PE-N-L1-L2,		
without PE contact	**862-1504**	200
● PE-N-L1-L2 Ex,		
without PE contact	**862-1504/999-950** ❸	200
● plain,		
without PE contact	**862-504**	200
● N-PE-L1-L2,		
with PE contact	**862-8504**	200
● PE-N-L1-L2,		
with PE contact	**862-9504**	200
via 1 snap-in foot per pole,		
4-pole,		
black		
● N-PE-L1-L2,		
without PE contact	**862-2534**	200
● PE-N-L1-L2,		
without PE contact	**862-1534**	200
● PE-N-L1-L2 Ex,		
without PE contact	**862-1534/999-950** ❸	200
● plain,		
without PE contact	**862-534**	200
● N-PE-L1-L2,		
with PE contact	**862-8534**	200
● PE-N-L1-L2,		
with PE contact	**862-9534**	200
snap-in feet at pos. 1+4,		
4-pole,		
black		
● N-PE-L1-L2,		
without PE contact	**862-2594**	200
● PE-N-L1-L2,		
without PE contact	**862-1594**	200
● PE-N-L1-L2 Ex,		
without PE contact	**862-1594/999-950** ❸	200
● plain,		
without PE contact	**862-594**	200
● N-PE-L1-L2,		
with PE contact	**862-8594**	200
● PE-N-L1-L2,		
with PE contact	**862-9594**	200

	Item No.	Pack. Unit
for mounting via screw and nut 3 mm Ø or for self-tapping screw 2.9 mm Ø from top,		
4-pole,		
white		
○ N-PE-L1-L2,		
without PE contact	**862-2604**	200
○ PE-N-L1-L2,		
without PE contact	**862-1604**	200
○ PE-N-L1-L2 Ex,		
without PE contact	**862-1604/999-950** ❸	200
○ plain,		
without PE contact	**862-604**	200
○ N-PE-L1-L2,		
with PE contact	**862-8604**	200
○ PE-N-L1-L2,		
with PE contact	**862-9604**	200
via 1 snap-in foot per pole,		
4-pole,		
white		
○ N-PE-L1-L2,		
without PE contact	**862-2634**	200
○ PE-N-L1-L2,		
without PE contact	**862-1634**	200
○ PE-N-L1-L2 Ex,		
without PE contact	**862-1634/999-950** ❸	200
○ plain,		
without PE contact	**862-634**	200
○ N-PE-L1-L2,		
with PE contact	**862-8634**	200
○ PE-N-L1-L2,		
with PE contact	**862-9634**	200
snap-in feet at pos. 1+4,		
4-pole,		
white		
○ N-PE-L1-L2,		
without PE contact	**862-2694**	200
○ PE-N-L1-L2,		
without PE contact	**862-1694**	200
○ PE-N-L1-L2 Ex,		
without PE contact	**862-1694/999-950** ❸	200
○ plain,		
without PE contact	**862-694**	200
○ N-PE-L1-L2,		
with PE contact	**862-8694**	200
○ PE-N-L1-L2,		
with PE contact	**862-9694**	200

862 Series Accessories

Comb-style jumper bar,
simply push into the conductor entry hole



I_N 32 A **862-482** 5

Test plug,



with 500 mm cable,
2 mm Ø
red **210-136** 50

Test plug,



with 500 mm cable,
2.3 mm Ø
yellow **210-137** 50

Marking strip, plain,



7.5 mm wide,
50 m roll
white **709-178** 1

Operating tool with partially insulated shaft,



type 2, (3.5 x 0.5) mm blade
210-720 1

For list of approvals and user guide, see pages 634 to 637.

4-Conductor, Chassis-Mount Terminal Strips, 5-Pole, 4 mm², 862 Series

0.5 - 4 mm²	AWG 20 - 12
500 V/6 kV/3 ❶	300 V, 20 A
I_N 32 A	300 V, 20 A
10 - 11 mm / 0.41 in ❷	

0.5 - 4 mm²	AWG 20 - 12
500 V/6 kV/3 ❶	300 V, 20 A
I_N 32 A	300 V, 20 A
10 - 11 mm / 0.41 in ❷	





❶ 500 V = rated voltage
6 kV = rated surge voltage
3 = pollution degree
(also see Section 14)

❷ Strip length, see packaging or instructions.

❸ Suitable for Ex e II applications
440 V, 28 A
(also see Section 14)

	Item No.	Pack. Unit
for mounting via screw and nut 3 mm Ø or for self-tapping screw 2.9 mm Ø from top,		
5-pole,		
black		
● L3-N-PE-L1-L2,		
without PE contact	**862-2505**	200
● PE-N-L1-L2-L3,		
without PE contact	**862-1505**	200
● PE-N-L1-L2-L3 Ex,		
without PE contact	**862-1505/999-950** ❸	200
● plain,		
without PE contact	**862-505**	200
● L3-N-PE-L1-L2,		
with PE contact	**862-8505**	200
● PE-N-L1-L2-L3,		
with PE contact	**862-9505**	200
1 snap-in foot at pos. 2+4,		
5-pole,		
black		
● L3-N-PE-L1-L2,		
without PE contact	**862-2525**	200
● PE-N-L1-L2-L3,		
without PE contact	**862-1525**	200
● PE-N-L1-L2-L3 Ex,		
without PE contact	**862-1525/999-950** ❸	200
● plain,		
without PE contact	**862-525**	200
● L3-N-PE-L1-L2,		
with PE contact	**862-8525**	200
● PE-N-L1-L2-L3,		
with PE contact	**862-9525**	200
snap-in feet at pos. 1+3+5,		
5-pole,		
black		
● L3-N-PE-L1-L2,		
without PE contact	**862-2515**	200
● PE-N-L1-L2-L3,		
without PE contact	**862-1515**	200
● PE-N-L1-L2-L3 Ex,		
without PE contact	**862-1515/999-950** ❸	200
● plain,		
without PE contact	**862-515**	200
● L3-N-PE-L1-L2,		
with PE contact	**862-8515**	200
● PE-N-L1-L2-L3,		
with PE contact	**862-9515**	200

	Item No.	Pack. Unit
for mounting via screw and nut 3 mm Ø or for self-tapping screw 2.9 mm Ø from top,		
5-pole,		
white		
○ L3-N-PE-L1-L2,		
without PE contact	**862-2605**	200
○ PE-N-L1-L2-L3,		
without PE contact	**862-1605**	200
○ PE-N-L1-L2-L3 Ex,		
without PE contact	**862-1605/999-950** ❸	200
○ plain,		
without PE contact	**862-605**	200
○ L3-N-PE-L1-L2,		
with PE contact	**862-8605**	200
○ PE-N-L1-L2-L3,		
with PE contact	**862-9605**	200
1 snap-in foot at pos. 2+4,		
5-pole,		
white		
○ L3-N-PE-L1-L2,		
without PE contact	**862-2625**	200
○ PE-N-L1-L2-L3,		
without PE contact	**862-1625**	200
○ PE-N-L1-L2-L3 Ex,		
without PE contact	**862-1625/999-950** ❸	200
○ plain,		
without PE contact	**862-625**	200
○ L3-N-PE-L1-L2,		
with PE contact	**862-8625**	200
○ PE-N-L1-L2-L3,		
with PE contact	**862-9625**	200
snap-in feet at pos. 1+3+5,		
5-pole,		
white		
○ L3-N-PE-L1-L2,		
without PE contact	**862-2615**	200
○ PE-N-L1-L2-L3,		
without PE contact	**862-1615**	200
○ PE-N-L1-L2-L3 Ex,		
without PE contact	**862-1615/999-950** ❸	200
○ plain,		
without PE contact	**862-615**	200
○ L3-N-PE-L1-L2,		
with PE contact	**862-8615**	200
○ PE-N-L1-L2-L3,		
with PE contact	**862-9615**	200

862 Series Accessories

Comb-style jumper bar,



simply push into the conductor entry hole
I_N 32 A **862-482** 5

Test plug,



with 500 mm cable,
2 mm Ø
red **210-136** 50

Test plug,



with 500 mm cable,
2.3 mm Ø
yellow **210-137** 50

Marking strip, plain,



7.5 mm wide,
50 m roll
white **709-178** 1

Operating tool with partially insulated shaft,



type 2, (3.5 x 0.5) mm blade
210-720 1

For list of approvals and user guide, see pages 634 to 637.