– Handling –
Multilevel Installation Terminal Blocks, N-Disconnect Slide Link and Busbar Carrier



TOPJOB®S: Terminal blocks for every application.

- Push-in connection of solid conductors in small distribution boxes saves time and money.
- Operating errors can be prevented as all TOPJOB®S terminal blocks for building installation are equipped with push-in connection technology.
- Terminal blocks for building installation expand circuit design possibilities.
- The use of standard accessories reduces order-processing and stock-holding costs.
- Accessories, shared with all terminal blocks, enhance safety by reducing the amount of components and install techniques required.
- The position of the busbars is the same, making the new installation terminal blocks compatible with standard TOPJOB® installation terminal blocks.



Conductor termination
Fine-stranded conductors are inserted using an operating tool.



Conductor termination
Solid conductors are simply pushed in.



Environmentally friendly – TOPJOB®S rail-mounted terminal blocks are 100% lead-free.



Testing with test plug 2 mm Ø



Tool-operated N-disconnect slide link



Each connection point features an individual marker slot for WMB markers. Additionally, the upper marker slot is suitable for marker strips that can be marked manually using a felt-tip pen or automatically via thermal transfer printer.



The busbar carrier integrated into the N-disconnect terminal block of the supply terminal blocks for distribution boxes makes any separate busbar carrier unnecessary, saving space and costs.



Removing the separator plate from the busbar carrier.



Inserting the separator plate to protect the N-busbar against accidental contact.



The optional busbar transparent cover (777-303) protects the busbar against accidental contact and makes it easy to see which terminal blocks are connected to the busbar.



The compact busbar carrier, which is placed every 200 mm/7.87 in, provides additional busbar support for longer assemblies.



Perforations make it possible to fit the carrier to all TOPJOB®S installation terminal blocks using a single part.



Conductor entries on multilevel installation terminal blocks are color marked, providing a clear arrangement of the terminals.

TOPJOB®S
Multilevel Installation Terminal Blocks 2.5 (4) mm²
2003 Series

0.25 - 2.5 (4) mm² ❶ | **AWG 22 - 12** **250 V/4 kV/3; 32 A (32 A) ❷ ❸** **400 V/6 kV/3; 32 A (32 A) ❷ ❹** **Terminal block width 5.2 mm / 0.205 in** **10 - 12 mm / 0.43 in ❺**	**0.25 - 2.5 (4) mm² ❶** | **AWG 22 - 12** **400 V/6 kV/3 ❷** **I_N 32 A** **Terminal block width 5.2 mm / 0.205 in** **10 - 12 mm / 0.43 in ❺**



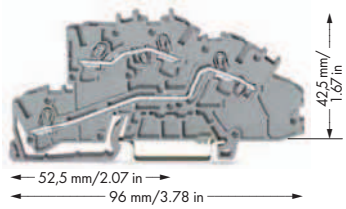

	Item No.	Pack. Unit
Multilevel installation terminal block,		
with N-disconnect slide link, gray		
◯ NT/L/PE	**2003-7641**	50

	Item No.	Pack. Unit
Multilevel installation terminal block,		
gray		
◯ L/L	**2003-7642**	50
◯ N/L	**2003-7649**	50



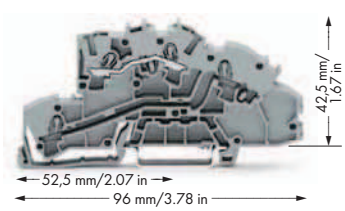

	Item No.	Pack. Unit
Multilevel installation terminal block,		
with N-disconnect slide link, gray		
◯ NT/L	**2003-7640**	50
◯ LT/L	**2003-7659**	50
Multilevel installation terminal block,		
gray		
◯ N/L/PE	**2003-7646**	50
◯ L/L/PE	**2003-7645**	50

	Item No.	Pack. Unit
Multilevel installation terminal block,		
gray		
◯ L	**2003-7650**	50
◯ N	**2003-7651**	50

2003 Series Accessories

Appropriate marking systems: WMB/Marking strips
(see Section 13)

Busbar carrier,
not suitable as end stop,
for DIN 35 rail,
1.5 mm thick
blue **2009-304** 100 (4x25)

Busbar carrier,
can replace end bracket, with detachable
separator plate,
for DIN 35 rail,
7.5 mm thick
blue **2009-305** 25

End and intermediate plate, 0.8 mm thick
orange **2003-7692** 100 (4x25)

Cover for N-busbar,
transparent,
1000 mm long
777-303 1

Accessories

Straight busbar, Cu with tin plating,
10 x 3 mm,
1000 mm long
I_N 140 A **210-133** 1

N-supply terminal block, I_N 76 A,
16 mm²,
12 mm wide
blue **2016-7714** 20

green-yellow **2016-7607** 20

Connector,
for N-busbar,
with blue cover,
2.5 - 16 mm²
blue **210-281** 100 (2x50)

Connector,
for N-busbar,
2.5 - 35 mm²
unplated **209-105** 50

Lock-out, snap-on type,
prevents reclosing of slide link
orange **2003-7300** 100 (4x25)

Insulation stop,
5 pcs/strip,
0.25 - 0.5 mm²
light gray **2002-171** 200 (8x25)

Insulation stop,
5 pcs/strip,
0.75 - 1 mm²
dark gray **2002-172** 200 (8x25)

Test plug,
with 500 mm cable,
2 mm Ø
red **210-136** 50

Test plug,
with 500 mm cable,
2.3 mm Ø
yellow **210-137** 50

For list of approvals and user guide, see pages 634 to 637.