Sensor and Actuator Terminal Blocks, 270 Series – Description and Handling –

CAGE CLAMP®

Commoning



Inserting a jumper.



Commoning a supply voltage using uninsulated push-in type jumper bars, 2- to 9-way or 17-way (2 x 8 bits), depending on application.



Commoning signal level voltage via insulated 870 Series push-in type jumper bars, 2- to 9-way, depending on application.
Sensor LED terminal blocks cannot be commoned on the signal level.

Sensor terminal blocks



Terminal block assembly:
Sensor terminal blocks



Sensor LED terminal blocks



Terminal block assembly:
Sensor LED terminal blocks

Marking Strips



Marking strips
Item No. 709-196
Not suitable for LED terminal blocks!



Sensor LED terminal block

CAGE CLAMP® clamps the following copper conductors:*

solid	stranded	fine-stranded, also with tinned single strands	fine-stranded, tip-bonded	fine-stranded, with ferrule ❶ (gastight crimped)	fine-stranded, with pin terminal (gastight crimped)

* For aluminum conductors, see notes in Section 14.

❶ When using ferrules, the max. conductor cross section accommodated is one size smaller than max. rating of terminal block.

4-Conductor Sensor Terminal Blocks and 4-Conductor Sensor LED Terminal Blocks 270 Series

0.08 - 2.5 mm² / AWG 28 - 12 *	0.08 - 2.5 mm² / AWG 28 - 12 *
250 V/4 kV/3 ❶	24 VDC ❸
I_N 18 A ❷	
300 V, 20 A	
300 V, 10 A	
Terminal block width 5 mm / 0.197 in	Terminal block width 5 mm / 0.197 in
6 - 7 mm / 0.26 in ❹	6 - 7 mm / 0.26 in ❹

* AWG 12: THHN, THWN

❶ 250 V = rated voltage
4 kV = rated surge voltage
3 = pollution degree
(also see Section 14)

❷ Internal bridge: 9 A

❸ Other voltages upon request.
LED power consumption: 4.8 mA

❹ Strip length, see packaging or instructions.

❺ See application notes for:
Insulation stop, page 199





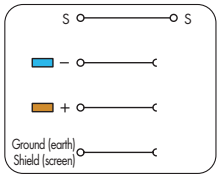

Circuit I

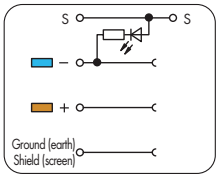

Circuit II

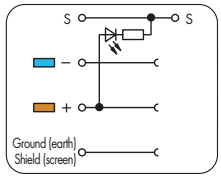

	Item No.	Pack. Unit
4-conductor sensor terminal block,		
for DIN 35 rail		
gray	**270-570**	50

	Item No.	Pack. Unit
4-conductor sensor LED terminal block,		
for DIN 35 rail,		
for PNP (positive) switching sensors, red LED		
Circuit I	**270-570/281-434**	50
4-conductor sensor LED terminal block,		
for DIN 35 rail,		
for NPN (negative) switching sensors, yellow LED		
Circuit II	**270-570/281-507**	50



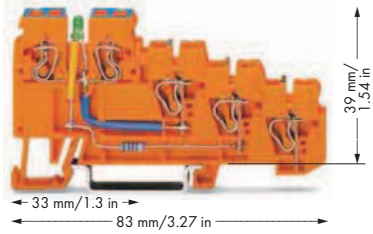

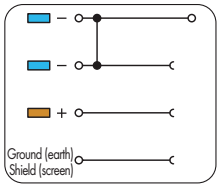

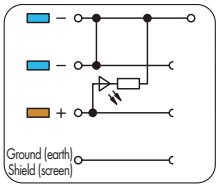

	Item No.	Pack. Unit
4-conductor sensor supply terminal block,		
for DIN 35 rail,		
internal bridge 9 A		
orange	**270-574**	10

	Item No.	Pack. Unit
4-conductor sensor LED supply terminal block,		
for DIN 35 rail		
green LED	**270-574/281-483**	10

Accessories for 4-Conductor Terminal Blocks

WMB/Miniature WSB (see Section 13)

End and intermediate plate, 1 mm thick,			
	for quadruple-deck terminal blocks		
	orange	**270-322**	100 (4x25)
	gray	**270-320**	100 (4x25)
Insulation stop, ❺			
	5 pcs/strip,		
	0.08 - 0.2 mm² "s" (0.14 mm² "f-st")		
	white	**280-470**	200 (8x25)
Insulation stop, ❺			
	5 pcs/strip,		
	0.25 - 0.5 mm²		
	light gray	**280-471**	200 (8x25)
Insulation stop, ❺			
	5 pcs/strip,		
	0.75 - 1 mm²		
	dark gray	**280-472**	200 (8x25)
Jumper, uninsulated,			
	I_N 18 A,		
	Jumpers can be shortened using an electronic side cutter		
	9-way	**270-409**	100 (4x25)
	17-way	**270-417**	100 (4x25)
	80-way	**270-480**	10
Push-in type jumper bar, insulated,			
	I_N 18 A,		
	light gray		
	2-way	**870-402**	200 (8x25)
	3-way	**870-403**	200 (8x25)
	4-way	**870-404**	200 (8x25)
	5-way	**870-405**	100 (4x25)
	6-way	**870-406**	100 (4x25)
	7-way	**870-407**	100 (4x25)
	8-way	**870-408**	100 (4x25)
	9-way	**870-409**	100 (4x25)
Operating tool with partially insulated shaft,			
	type 2, (3.5 x 0.5) mm blade		
		210-720	1
Miniature WSB Quick marking system,			
	10 strips with 10 markers per card,		
	5 mm wide markers		
	plain	**248-501**	5
WMB Multi marking system,			
	10 strips with 10 markers per card,		
	stretchable 5 - 5.2 mm		
	plain	**793-5501**	5

For list of approvals and user guide, see pages 634 to 637.