CAGE CLAMP®

The universal connection for solid, stranded and fine-stranded conductors

Handling:
Open clamping unit,
insert the conductor,
release clamp – done!









Miniature Rail-Mounted Terminal Blocks for DIN 35 and DIN 15 Rails; Compact Rail-Mounted Terminal Blocks, Multilevel and Function Terminal Blocks, Front-Entry

4



Through, Ground Conductor and Ex Terminal Blocks
– for DIN 35 and DIN 15 rails
0.08 mm² to 2.5 mm² (AWG 28 - 12) — 264 Series — 272 – 273



Through, Ground Conductor and Ex Terminal Blocks
– for DIN 35 and DIN 15 rails
0.08 mm² to 2.5 mm² (4 mm² "f-st") / AWG 28 - 12 — 870 Series — 276



Double-Potential Terminal Blocks
0.08 mm² to 2.5 mm² (4 mm² "f-st") / AWG 28 - 12 — 870 Series — 276



Multilevel Rail-Mounted Terminal Blocks
– Double-deck
0.08 mm² to 2.5 mm² (4 mm² "f-st") / AWG 28 - 12 — 870 Series — 278 – 279
– Triple-deck
0.08 mm² to 2.5 mm² (4 mm² "f-st") / AWG 28 - 12 — 870 Series — 280



Sensor and Actuator Terminal Blocks
0.08 mm² to 2.5 mm² (AWG 28 - 12) — 870 Series — 285 – 287



Double- and Triple-Deck Diode and LED Terminal Blocks
0.08 mm² to 2.5 mm² (4 mm² "f-st") / AWG 28 - 12 — 870 Series — 288 – 291



Accessories for Rail-Mounted Terminal Blocks
– Busbar Terminal Blocks — 427
– Insulation Stops — 199
– Tap-Off and Test Plug Modules — for 870 Series — 283
– Group Marker Carriers — for 870 Series — 281

Miniature Rail-Mounted Terminal Blocks for DIN 15 and DIN 35 Rails
264 Series

Assembly



Quick assembly keys prevent reverse mounting.

Removal



Separate terminal strip and slide the individual terminal block laterally.

Removal



Remove terminal block from the carrier rail.

Commoning



Commoning with comb-style jumper bar.

Commoning



Commoning with comb-style jumper bar.



Application



Easy handling with minimum space in small enclosures.

Combining/Marking



Combining 2- and 4-conductor terminal blocks.
Marking via miniature WSB quick marking system.



CAGE CLAMP® clamps the following copper conductors:*

solid



stranded



fine-stranded, also with tinned single strands

* For aluminum conductors, see notes in Section 14.

❶ When using ferrules, the max. conductor cross section accommodated is one size smaller than max. rating of terminal block.

– Description and Handling –

CAGE CLAMP® connection



Conductor termination

Group formation



Indication of groups via intermediate plates.

Application notes



Ex e/Ex i separator plate for miniature rail-mounted terminal blocks.

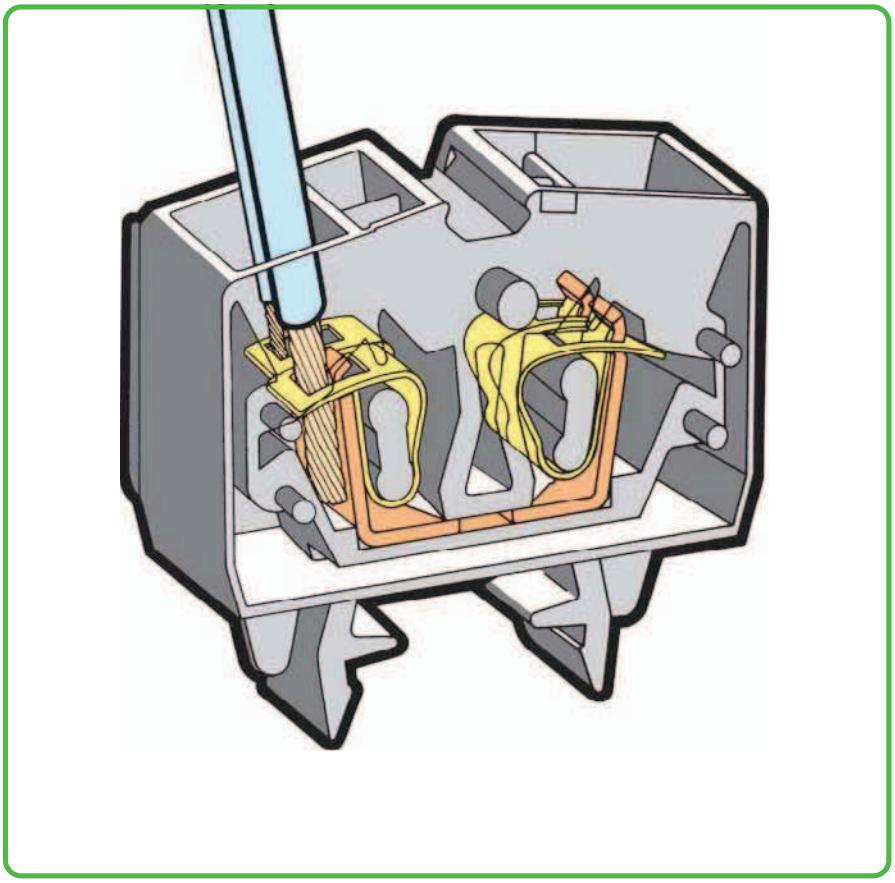

Testing



Testing by quick contact with the CAGE CLAMP® spring (limited to 0.5A).

Application notes



Testing via CAGE CLAMP® connection on the current bar – max. nominal current 6A;
CAGE CLAMP® clamps individual test contacts.

T marker tag



Marking with T marker tag (209-290).



fine-stranded,
tip-bonded



fine-stranded,
with ferrule ❶
(gastight crimped)



fine-stranded,
with pin terminal
(gastight crimped)

Miniature Through/Ground Conductor and Ex Terminal Blocks 2.5 mm² for DIN 35 Rail
264 Series

CAGE CLAMP®

0.08 - 2.5 mm²	AWG 28 - 12 *
800 V/8 kV/3 ❶	300 V, 20 A
I_N 24 A	600 V, 20 A

Terminal block width 6 mm / 0.236 in
8 - 9 mm / 0.33 in ❷

0.08 - 2.5 mm²	AWG 28 - 12 *
800 V/8 kV/3 ❶	300 V, 20 A
I_N 24 A	600 V, 20 A

Terminal block width 10 mm / 0.394 in
8 - 9 mm / 0.33 in ❷





* AWG 12: THHN, THWN

❶ 800 V = rated voltage
8 kV = rated surge voltage
3 = pollution degree
(also see Section 14)

❷ Strip length, see packaging or instructions.

❸ Suitable for Ex i applications

❹ Suitable for Ex e II applications
0.5 mm² - 2.5 mm²/AWG 20 - 12*
690 V, 23 A
(also see Section 14)

❺ See application notes for:
Test plug module, page 456
Alternate comb-style jumper bar, page 200

	Item No.	Pack. Unit
2-conductor miniature through terminal block, for DIN 35 rail		
gray	**264-711**	100
blue	**264-714** ❸	100
orange	**264-716**	100
light gray Ex	**264-125** ❹	100

Item-Specific Accessories

Alternate comb-style jumper bar, ❺ insulated, I_N = I_N terminal block			
2-way	**281-492**	100 (4x25)	
Test plug module, ❺ can be snapped together, 6 mm wide			
gray	**249-136**	100 (4x25)	

	Item No.	Pack. Unit
4-conductor miniature through terminal block, for DIN 35 rail		
gray	**264-731**	100
blue	**264-734** ❸	100
orange	**264-736**	100
light gray Ex	**264-225** ❹	100

Item-Specific Accessories

Alternate comb-style jumper bar, ❺ insulated, I_N = I_N terminal block			
2-way	**280-492**	200 (8x25)	
Test plug module, ❺ can be snapped together, 10 mm wide			
gray	**249-139**	100 (4x25)	



	Item No.	Pack. Unit
4-conductor miniature ground conductor terminal block, for DIN 35 rail		
green-yellow	**264-737**	100
green-yellow Ex	**264-737/999-950** ❹	100

Item-Specific Accessories

Alternate comb-style jumper bar, ❺ insulated, I_N = I_N terminal block			
2-way	**280-492**	200 (8x25)	
Test plug module, ❺ can be snapped together, 10 mm wide			
gray	**249-139**	100 (4x25)	

264 Series Accessories

Miniature WSB
(see Section 13)

End and intermediate plate, 4 mm thick			
orange	**264-369**	25	
gray	**264-368**	25	
light gray	**264-370**	25	
Ex e/Ex i separator, orange, 4 mm thick			
66 mm	**264-367**	25	
Comb-style jumper bar, insulated, I_N 16 A, gray, reduces maximum conductor size to 1.5 mm²/AWG 16			
2-way	**264-402**	200 (8x25)	
Operating tool, of insulating material			
2-way	**280-432**	1	
Test plug, with 500 mm cable, 2 mm Ø			
red	**210-136**	50	
Test plug, with 500 mm cable, 2.3 mm Ø			
yellow	**210-137**	50	
Miniature WSB Quick marking system, 10 strips with 10 markers per card, 5 mm wide markers			
plain	**248-501**	5	
Screwless end stop, for DIN 35 rail, 6 mm wide			
gray	**249-116**	100 (4x25)	
Screwless end stop, for DIN 35 rail, 10 mm wide			
gray	**249-117**	50 (2x25)	
Steel carrier rail, acc. to EN 60715, 35 x 7.5 mm, 1 mm, 2 m/6'6" long			
slotted	**210-112**	10 (10x1)	
Steel carrier rail, acc. to EN 60715, 35 x 7.5 mm, 1 mm, 2 m/6'6" long			
unslotted	**210-113**	10	
Aluminum carrier rail, acc. to EN 60715, 35 x 8.2 mm, 1.6 mm, 2 m/6'6" long			
unslotted	**210-196**	10	

For list of approvals and user guide, see pages 634 to 637.