Sensor and Actuator Terminal Blocks
280 Series

Assembly



Assembly on the carrier rail. Terminal blocks with ground connection automatically establish a direct contact to the rail.

Removal



Removal from the carrier rail.
Notice: Remove jumper contacts first.

CAGE CLAMP® connection



Conductor termination with straight operating tool (210-720).

Commoning



Commoning with adjacent jumpers. Push down the adjacent jumper until fully inserted.



Power supply



Sensor terminal blocks.
Power supply from control cabinet side.

Power supply



Sensor terminal blocks.
Power supply from sensor side.



Actuator terminal block and thermocouple with shield contact.



CAGE CLAMP® clamps the following copper conductors:*

solid



stranded



fine-stranded, also with tinned single strands

* For aluminum conductors, see notes in Section 14.

– Description and Handling –

CAGE CLAMP® connection



Conductor termination with angled operating tool (210-658).

Marking



Marking with WMB Multi marking system.
For additional systems, see Section 13.

Testing



Testing via banana plug and 209-170 test plug adapter.

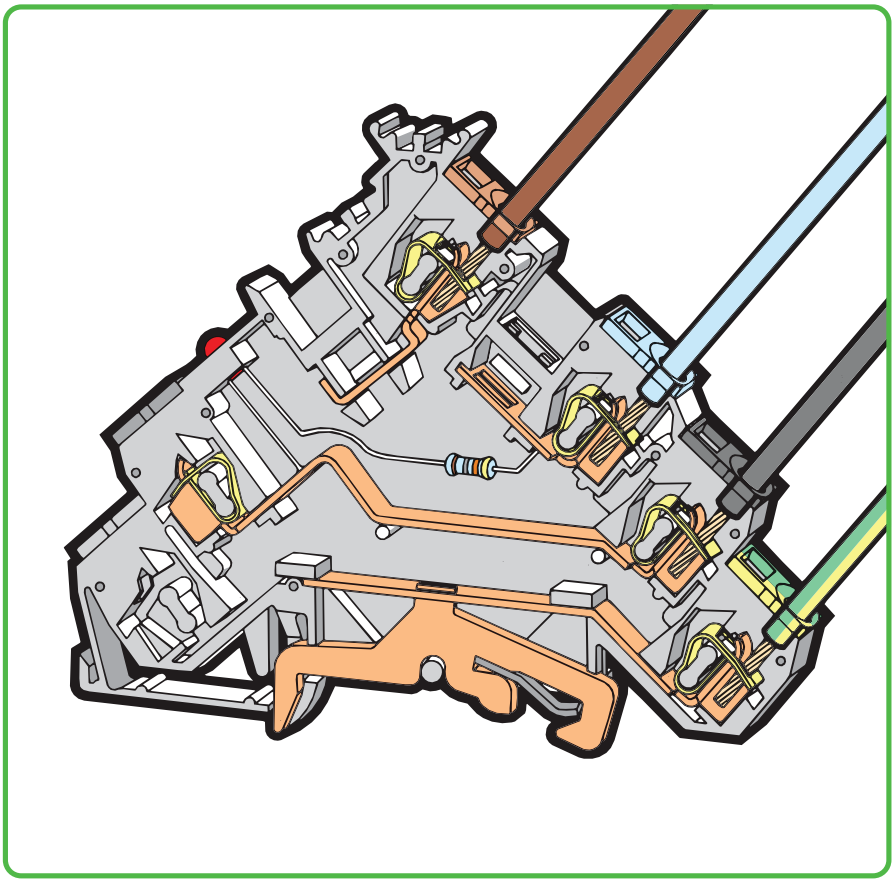

Testing



Testing with voltage tester directly on the current bar.

Fuse plugs



Actuator terminal blocks with 281-511 fuse plugs (requires additional intermediate plates).



Actuator terminal block with thermocouple.

Component plugs



Actuator terminal blocks with component plugs (280-801).



fine-stranded, tip-bonded



fine-stranded, with ferrule ❶ (gastight crimped)



fine-stranded, with pin terminal (gastight crimped)

❶ When using ferrules, the max. conductor cross section accommodated is one size smaller than max. rating of terminal block.

Sensor Terminal Blocks 2.5 mm² for 3-Conductor Sensors
280 Series

0.08 - 2.5 mm² 400 V/6 kV/3 ❶ I_N 20 A	AWG 28 - 12 * 300 V, 15 A 300 V, 15 A	0.08 - 2.5 mm² 250 V/4 kV/3 ❶ ❷ I_N 6 A ❷	AWG 28 - 12 * 300 V, 6 A 300 V, 15 A	0.08 - 2.5 mm² 400 V/6 kV/3 ❶ I_N 10 A	AWG 28 - 12 * 300 V, 10 A 300 V, 15 A
Terminal block width 5 mm / 0.197 in 8 - 9 mm / 0.33 in ❸		Terminal block width 5 mm / 0.197 in 8 - 9 mm / 0.33 in ❸		Terminal block width 5 mm / 0.197 in 8 - 9 mm / 0.33 in ❸	







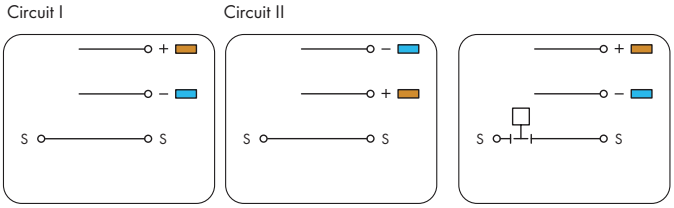

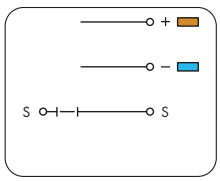

	Item No.	Pack. Unit
Sensor terminal block		
Circuit I	**280-560**	50
Circuit II	**280-553**	50

	Item No.	Pack. Unit
Sensor terminal block,		
for component plugs		
	280-561 ❹	50

	Item No.	Pack. Unit
Sensor disconnect terminal block,		
for signal interruption		
	280-563	50







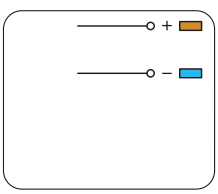

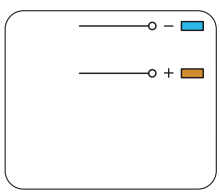

	Item No.	Pack. Unit
Sensor supply terminal block,		
power supply from sensor side		
	280-564	10

	Item No.	Pack. Unit
Spacer,		
same profile as 3-conductor sensor terminal blocks or appropriate actuator terminal blocks		
Spacers with the profile clearly differentiate between sensor or actuator terminal groups, e.g., of different power supply.		
gray	**280-559**	50

	Item No.	Pack. Unit
Sensor supply terminal block,		
power supply from control panel side, with end plate		
	280-567	20
Technical data:		
400 V/6 kV/3		I_N 20 A

For list of approvals and user guide, see pages 634 to 637.