❶ Conductor sizes: 0.14 mm² – 1.5 mm² "s + f-st"; Push-in conductor sizes: 0.5 mm² – 1.5 mm² "s" and 0.5 mm² – 0.75 mm² "insulated ferrule, 10 mm"

❷ 500 V = rated voltage
6 kV = rated surge voltage
3 = pollution degree
(see Section 14)

❸ Strip length, see packaging or instructions.



Double-deck terminal block assembly
A double-deck marker carrier can be fitted retrospectively to double-deck terminal blocks without marker carrier.

2000 Series Accessories

Appropriate marking systems: WMB/Marking strips (see Section 13)

End and intermediate plate, 0.7 mm thick



orange	**2000-2292**	25
gray	**2000-2291**	25

Push-in type jumper bar, insulated,



I_N 14 A,
light gray

2-way	**2000-402**	200 (8x25)
3-way	**2000-403**	200 (8x25)
4-way	**2000-404**	200 (8x25)
5-way	**2000-405**	100 (4x25)
6-way	**2000-406**	100 (4x25)
7-way	**2000-407**	100 (4x25)
8-way	**2000-408**	100 (4x25)
9-way	**2000-409**	100 (4x25)
10-way	**2000-410**	100 (4x25)

Push-in type jumper bar, insulated,



I_N 14 A,
light gray

from 1 to 3	**2000-433**	200 (8x25)
from 1 to 4	**2000-434**	200 (8x25)
from 1 to 5	**2000-435**	100 (4x25)
from 1 to 6	**2000-436**	100 (4x25)
from 1 to 7	**2000-437**	100 (4x25)
from 1 to 8	**2000-438**	100 (4x25)
from 1 to 9	**2000-439**	100 (4x25)
from 1 to 10	**2000-440**	100 (4x25)

Protective warning marker,



with high-voltage symbol, black,
for 5 terminal blocks

yellow	**2000-115**	100 (4x25)

Double-deck marker carrier,



pivoting

gray	**2000-121**	50 (2x25)

WMB Multi marking system,

10 strips with 10 markers per card,
for 3.5 mm terminal block width

plain	**793-3501**	5

Marking strip, plain,



11 mm wide,
50 m roll

white	**2009-110**	1

Test plug adapter,



for test plug 4 mm Ø

gray	**2009-174**	100 (4x25)

Banana plug,



for socket 4 mm Ø,
color mixed

	215-111	50

Testing tap,



for max. 2.5 mm²

gray	**2009-182**	100 (4x25)

Test plug,



with 500 mm cable,
2 mm Ø

red	**210-136**	50

Test plug,



with 500 mm cable,
2.3 mm Ø

yellow	**210-137**	50

TOPJOB®S
Double-Deck Terminal Blocks 1 (1.5) mm²
2000 Series

0.14 - 1 (1.5) mm² ❶ | AWG 24 - 16 **800 V/8 kV/3 ❷** **I_N 13.5 A (18 A)** **Terminal block width 4.2 mm / 0.165 in** **9 - 11 mm / 0.39 in ❸**	**0.14 - 1 (1.5) mm² ❶ | AWG 24 - 16** **800 V/8 kV/3 ❷** **I_N 13.5 A (18 A)** **Terminal block width 4.2 mm / 0.165 in** **9 - 11 mm / 0.39 in ❸**	**0.14 - 1 (1.5) mm² ❶ | AWG 24 - 16** **800 V/8 kV/3 ❷** **I_N 13.5 A (18 A)** **Terminal block width 4.2 mm / 0.165 in** **9 - 11 mm / 0.39 in ❸**

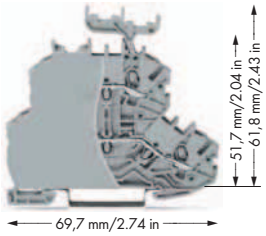

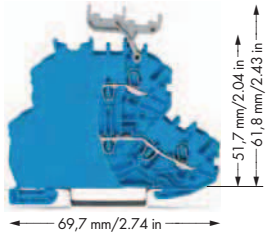

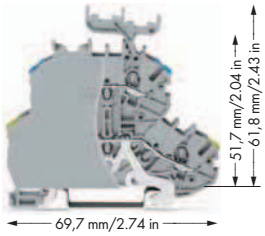

Item No.		Pack. Unit
Through/through terminal block, with end plate, with marker carrier, gray housing		
L/L	**2000-2231/099-000**	50
N/L	**2000-2232/099-000**	50
L/N	**2000-2233/099-000**	50
Through/through terminal block, with end plate, without marker carrier, gray housing		
L/L	**2000-2201/099-000**	50
N/L	**2000-2202/099-000**	50
L/N	**2000-2203/099-000**	50

Item No.		Pack. Unit
Through/through terminal block, with end plate, with marker carrier, blue housing		
N/N	**2000-2234/099-000**	50
Through/through terminal block, with end plate, without marker carrier, blue housing		
N/N	**2000-2204/099-000**	50

Item No.		Pack. Unit
Ground conductor/through terminal block, with end plate, with marker carrier, gray housing		
PE/N	**2000-2247/099-000**	50
PE/L	**2000-2257/099-000**	50
Ground conductor/through terminal block, with end plate, without marker carrier, gray housing		
PE/N	**2000-2217/099-000**	50
PE/L	**2000-2227/099-000**	50

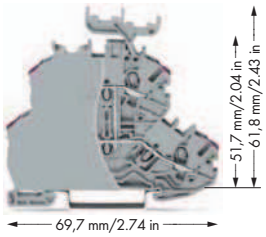

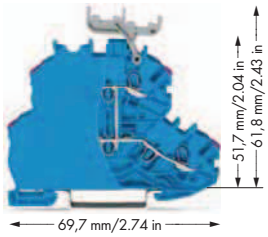

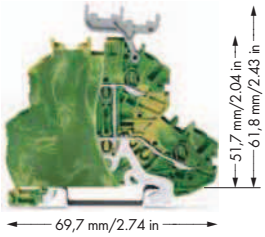

Item No.		Pack. Unit
4-conductor through terminal block, with end plate, with marker carrier, internal commoning, conductor entry position colored in violet, gray housing		
L	**2000-2238/099-000**	50
4-conductor through terminal block, with end plate, without marker carrier, internal commoning, conductor entry position colored in violet, gray housing		
L	**2000-2208/099-000**	50

Item No.		Pack. Unit
4-conductor through terminal block, with end plate, with marker carrier, internal commoning, conductor entry position colored in violet, blue housing		
N	**2000-2239/099-000**	50
4-conductor through terminal block, with end plate, without marker carrier, internal commoning, conductor entry position colored in violet, blue housing		
N	**2000-2209/099-000**	50

Item No.		Pack. Unit
4-conductor ground terminal block, with end plate, with marker carrier, internal commoning, green-yellow housing		
PE	**2000-2237/099-000**	50
4-conductor ground terminal block, with end plate, without marker carrier, internal commoning, green-yellow housing		
PE	**2000-2207/099-000**	50

For list of approvals and user guide, see pages 634 to 637.

Accessories for Double-Deck Terminal Blocks

❶ Conductor sizes: 0.14 mm² – 1.5 mm² "s + f-st"; Push-in conductor sizes: 0.5 mm² – 1.5 mm² "s" and 0.5 mm² – 0.75 mm² "insulated ferrule, 10 mm"

❷ 800 V = rated voltage
8 kV = rated surge voltage
3 = pollution degree
(see Section 14)

❸ Strip length, see packaging or instructions.



Double-deck terminal block assembly
A double-deck marker carrier can be fitted retrospectively to double-deck terminal blocks without marker carrier.

2000 Series Accessories

Appropriate marking systems: WMB/Marking strips (see Section 13)

End and intermediate plate, 0.7 mm thick

orange	**2000-2292**	25
gray	**2000-2291**	25

Push-in type jumper bar, insulated,
I_N 18 A,
light gray

2-way	**2001-402**	200 (8x25)
3-way	**2001-403**	200 (8x25)
4-way	**2001-404**	200 (8x25)
5-way	**2001-405**	100 (4x25)
6-way	**2001-406**	100 (4x25)
7-way	**2001-407**	100 (4x25)
8-way	**2001-408**	100 (4x25)
9-way	**2001-409**	100 (4x25)
10-way	**2001-410**	100 (4x25)

Push-in type jumper bar, insulated,
I_N 18 A,
light gray

from 1 to 3	**2001-433**	200 (8x25)
from 1 to 4	**2001-434**	200 (8x25)
from 1 to 5	**2001-435**	100 (4x25)
from 1 to 6	**2001-436**	100 (4x25)
from 1 to 7	**2001-437**	100 (4x25)
from 1 to 8	**2001-438**	100 (4x25)
from 1 to 9	**2001-439**	100 (4x25)
from 1 to 10	**2001-440**	100 (4x25)

Protective warning marker,
with high-voltage symbol, black,
for 5 terminal blocks

yellow	**2001-115**	100 (4x25)

Double-deck marker carrier,
pivoting

gray	**2000-121**	50 (2x25)

Marking strip, plain,
11 mm wide,
50 m roll

white	**2009-110**	1

Test plug adapter,
for test plug 4 mm Ø

gray	**2009-174**	100 (4x25)

Testing tap,
for max. 2.5 mm²

gray	**2009-182**	100 (4x25)

Banana plug,
for socket 4 mm Ø,
color mixed

	215-111	50

Test plug,
with 500 mm cable,
2 mm Ø

red	**210-136**	50

Test plug,
with 500 mm cable,
2.3 mm Ø

yellow	**210-137**	50

WMB Inline, plain,
stretchable 4 - 4.2 mm,
2,000 WMB markers, 4 mm, on roll

white	**2009-114**	1

WMB Multi marking system,
10 strips with 10 markers per card,
stretchable 4 - 4.2 mm

plain	**793-4501**	5

WMB Multi marking system, plain,
10 strips with 10 markers per card,
stretchable 4 - 4.2 mm

yellow	**793-4501/000-002**	
red	**793-4501/000-005**	
blue	**793-4501/000-006**	
gray	**793-4501/000-007**	
orange	**793-4501/000-012**	
light green	**793-4501/000-017**	
green	**793-4501/000-023**	
violet	**793-4501/000-024**	

5

TOPJOB®S
Double-Deck Terminal Blocks 2.5 (4) mm²
2002 Series

0.25 - 2.5 (4) mm² ❶ 500 V/6 kV/3 ❷ I_N 24 A (28 A)	AWG 22 - 12 300 V, 20 A 600 V, 20 A	0.25 - 2.5 (4) mm² ❶ 500 V/6 kV/3 ❷ I_N 24 A (28 A)	AWG 22 - 12 300 V, 20 A 600 V, 20 A	0.25 - 2.5 (4) mm² ❶ 500 V/6 kV/3 ❷ I_N 24 A (28 A)	AWG 22 - 12
Terminal block width 5.2 mm / 0.205 in 10 - 12 mm / 0.43 in ❸		Terminal block width 5.2 mm / 0.205 in 10 - 12 mm / 0.43 in ❸		Terminal block width 5.2 mm / 0.205 in 10 - 12 mm / 0.43 in ❸	







Item No.		Pack. Unit
Through/through terminal block,		
with marker carrier,		
gray housing		
L/L	**2002-2231** ❺	50
N/L	**2002-2232** ❺	50
L/N	**2002-2233** ❺	50
Through/through terminal block,		
without marker carrier,		
gray housing		
L/L	**2002-2201** ❺	50
N/L	**2002-2202** ❺	50
L/N	**2002-2203** ❺	50
Other terminal blocks with the same profile:		
Diode	**2002-2211/1000-410** Page 124	
LED	**2002-2221/1000-434** Page 124	

Item No.		Pack. Unit
Through/through terminal block,		
with marker carrier,		
blue housing		
N/N	**2002-2234** ❹ ❺	50
Through/through terminal block,		
without marker carrier,		
blue housing		
N/N	**2002-2204** ❹ ❺	50

Item No.		Pack. Unit
Ground conductor/through terminal block,		
with marker carrier,		
gray housing		
PE/N	**2002-2247** ❺	50
PE/L	**2002-2257** ❺	50
Ground conductor/through terminal block,		
without marker carrier,		
gray housing		
PE/N	**2002-2217** ❺	50
PE/L	**2002-2227** ❺	50



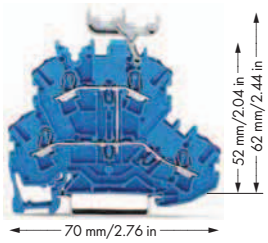

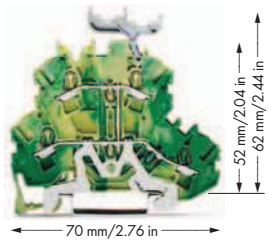

Item No.		Pack. Unit
4-conductor through terminal block,		
with marker carrier, internal commoning, conductor entry		
position colored in violet,		
gray housing		
L	**2002-2238** ❺	50
4-conductor through terminal block,		
without marker carrier, internal commoning, conductor		
entry position colored in violet,		
gray housing		
L	**2002-2208** ❺	50

Item No.		Pack. Unit
4-conductor through terminal block,		
with marker carrier, internal commoning, conductor entry		
position colored in violet,		
blue housing		
N	**2002-2239** ❹ ❺	50
4-conductor through terminal block,		
without marker carrier, internal commoning, conductor		
entry position colored in violet,		
blue housing		
N	**2002-2209** ❹ ❺	50

Item No.		Pack. Unit
4-conductor ground terminal block,		
with marker carrier, internal commoning,		
green-yellow housing		
PE	**2002-2237** ❺	50
4-conductor ground terminal block,		
without marker carrier, internal commoning,		
green-yellow housing		
PE	**2002-2207** ❺	50

For list of approvals and user guide, see pages 634 to 637.