SIEMENS

Data sheet 3RH2122-2BB40



CONTACTOR RELAY, 2NO+2NC, DC 24V, SZ S00, SPRING-LOADED TERMINAL

product brand name	SIRIUS
Product designation	contactor relay

General technical data:	
Size of contactor	S00
Product expansion	
• Auxiliary switch	Yes
Insulation voltage	
• with degree of pollution 3 Rated value	690 V
Surge voltage resistance Rated value	6 kV
Protection class IP	
• on the front	IP20
Degree of pollution	3
Mechanical service life (switching cycles)	
• of the contactor typical	30 000 000
• of the contactor with added electronics-compatible auxiliary switch block typical	5 000 000
• of the contactor with added auxiliary switch block typical	10 000 000
Equipment marking	
• acc. to DIN EN 61346-2	K
• acc. to DIN EN 81346-2	K

Ambient conditions:	
Installation altitude at height above sea level maximum	2 000 m
Ambient temperature	

Changes preserved
© Copyright Siemens AG

• during operation	-25 ... +60 °C
• during storage	-55 ... +80 °C

Main circuit:	
No-load switching frequency	
• at AC	10 000 1/h
• at DC	10 000 1/h

Control circuit/ Control:	
Type of voltage of the control supply voltage	DC
Control supply voltage at DC	
• Rated value	24 V
Operating range factor control supply voltage rated value of the magnet coil at DC	0.8 ... 1.1
Closing power of the magnet coil at DC	4 W
Holding power of the magnet coil for DC	4 W
Closing delay	
• at DC	30 ... 100 ms
Arcing time	10 ... 15 s

Auxiliary circuit:	
Number of NC contacts	
• for auxiliary contacts	2
— instantaneous contact	2
Number of NO contacts	
• for auxiliary contacts	2
— instantaneous contact	2
Identification number and letter for switching elements	22 E
Operating current at AC-12 maximum	10 A
Operating current at AC-15	
• at 230 V Rated value	10 A
• at 400 V Rated value	3 A
• at 500 V Rated value	2 A
• at 690 V Rated value	1 A
Operating current with 1 current path at DC-12	
• at 24 V Rated value	10 A
• at 110 V Rated value	3 A
• at 220 V Rated value	1 A
• at 440 V Rated value	0.3 A
• at 600 V Rated value	0.15 A
Operating current with 2 current paths in series at DC-12	
• at 24 V Rated value	10 A

Changes preserved
© Copyright Siemens AG

• at 60 V Rated value	10 A
• at 110 V Rated value	4 A
• at 220 V Rated value	2 A
• at 440 V Rated value	1.3 A
• at 600 V Rated value	0.65 A
Operating current with 3 current paths in series at DC-12	
• at 24 V Rated value	10 A
• at 60 V Rated value	10 A
• at 110 V Rated value	10 A
• at 220 V Rated value	3.6 A
• at 440 V Rated value	2.5 A
• at 600 V Rated value	1.8 A
Operating frequency at DC-12 maximum	1 000 1/h
Operating current with 1 current path at DC-13	
• at 24 V Rated value	10 A
• at 110 V Rated value	1 A
• at 220 V Rated value	0.3 A
• at 440 V Rated value	0.14 A
• at 600 V Rated value	0.1 A
Operating current with 2 current paths in series at DC-13	
• at 24 V Rated value	10 A
• at 60 V Rated value	3.5 A
• at 110 V Rated value	1.3 A
• at 220 V Rated value	0.9 A
• at 440 V Rated value	0.2 A
• at 600 V Rated value	0.1 A
Operating current with 3 current paths in series at DC-13	
• at 24 V Rated value	10 A
• at 60 V Rated value	4.7 A
• at 110 V Rated value	3 A
• at 220 V Rated value	1.2 A
• at 440 V Rated value	0.5 A
• at 600 V Rated value	0.26 A
Operating frequency at DC-13 maximum	1 000 1/h
Design of the miniature circuit breaker	
• for short-circuit protection of the auxiliary circuit up to 230 V	C characteristic: 6 A; 0.4 kA
Contact reliability of the auxiliary contacts	1 faulty switching per 100 million (17 V, 1 mA)

UL/CSA ratings:

Changes preserved
© Copyright Siemens AG

Contact rating of the auxiliary contacts acc. to UL	A600 / Q600

Short-circuit:	
Design of the fuse link	
• for short-circuit protection of the auxiliary switch required	fuse gL/gG: 10 A

Installation/ mounting/ dimensions:	
mounting position	+/-180° rotation possible on vertical mounting surface; can be tilted forward and backward by +/- 22.5° on vertical mounting surface
Mounting type	screw and snap-on mounting onto 35 mm standard mounting rail
Height	70 mm
Width	45 mm
Depth	73 mm
Required spacing	
• for grounded parts	
— at the side	6 mm
• for live parts	
— at the side	6 mm

Connections/ Terminals:	
Type of electrical connection	
• for auxiliary and control current circuit	spring-loaded terminals
Type of connectable conductor cross-section	
• for auxiliary contacts	
— single or multi-stranded	2x (0,5 ... 4 mm²)
— finely stranded with core end processing	2x (0.5 ... 2.5 mm²)
— finely stranded without core end processing	2x (0.5 ... 2.5 mm²)
• for AWG conductors for auxiliary contacts	2x (20 ... 12)

Safety related data:	
B10 value with high demand rate acc. to SN 31920	1 000 000; With 0.3 x Ie
Proportion of dangerous failures	
• with low demand rate acc. to SN 31920	40 %
• with high demand rate acc. to SN 31920	73 %
Product function	
• positively driven operation acc. to IEC 60947-5-1	Yes
T1 value for proof test interval or service life acc. to IEC 61508	20 y

Certificates/ approvals:

Changes preserved
© Copyright Siemens AG

General Product Approval			Functional Safety/Safety of Machinery	Declaration of Conformity	Test Certificates
CSA	UL	EAC	Baumusterbescheinigung	EG-Konf.	Typprüfbescheinigung/Werkszeugnis

Test Certificates	Shipping Approval				
spezielle Prüfbescheinigungen	ABS	BUREAU VERITAS	DNV	GL	LRS

Shipping Approval			other	
PRS	RINA	RMRS	Umweltbestätigung	VDE

Further information

Information- and Downloadcenter (Catalogs, Brochures,…)
http://www.siemens.com/industrial-controls/catalogs

Industry Mall (Online ordering system)
http://www.siemens.com/industrymall

Cax online generator
http://support.automation.siemens.com/WW/CAXorder/default.aspx?lang=en&mlfb=3RH21222BB40

Service&Support (Manuals, Certificates, Characteristics, FAQs,...)
https://support.industry.siemens.com/cs/ww/en/ps/3RH21222BB40

Image database (product images, 2D dimension drawings, 3D models, device circuit diagrams, EPLAN macros, ...)
http://www.automation.siemens.com/bilddb/cax_de.aspx?mlfb=3RH21222BB40&lang=en

Changes preserved
© Copyright Siemens AG

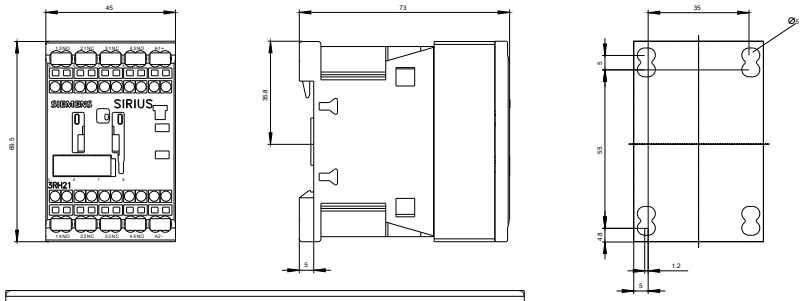

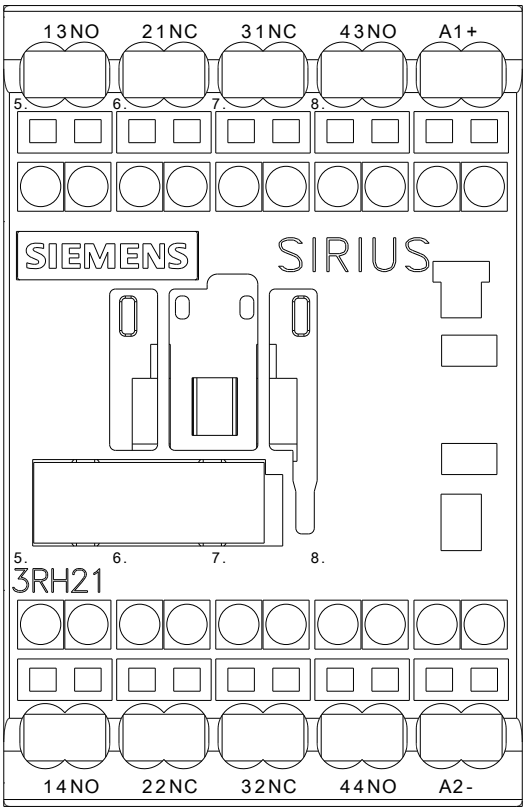

Changes preserved
© Copyright Siemens AG

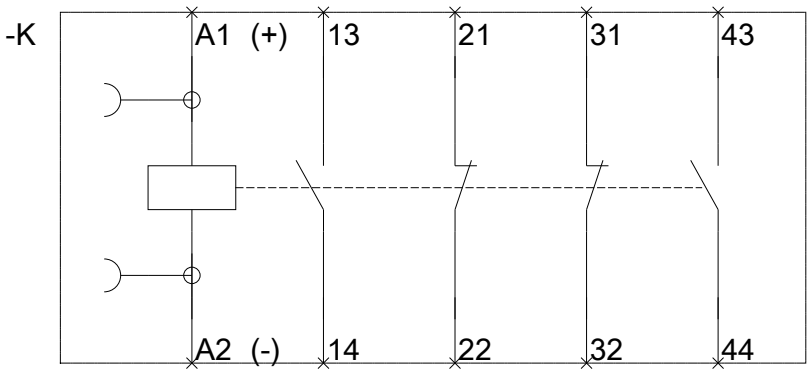

last modified: 29.06.2015

Changes preserved
© Copyright Siemens AG