Disconnect Terminal Blocks for Test and Measurement with Movable Knife Disconnect, 280 Series



Power distribution using adjacent jumper.
Knife disconnects used to disconnect individual outputs.



Movable Knife disconnect



Movable Knife disconnect clearly indicates circuit state by defined, notched positions “ON” <-> “OFF”

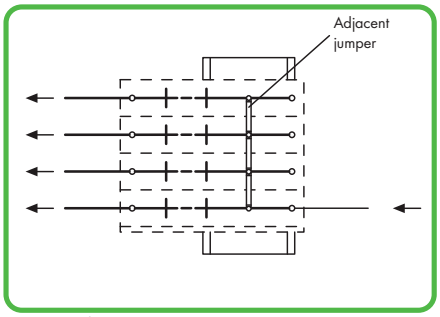

Diagram of the assembly as shown in the above picture.





Power distribution using knife disconnect in supply line, disconnection of all outputs.

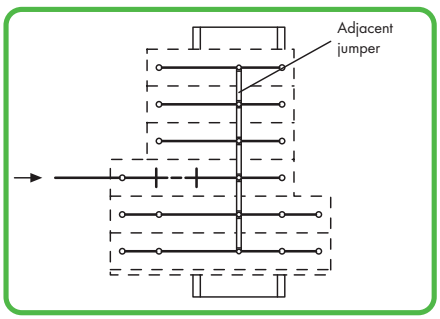

Diagram of the assembly as shown in the above picture.



Staggered jumpers for sophisticated circuit requirements.
Push jumpers down firmly until fully inserted.

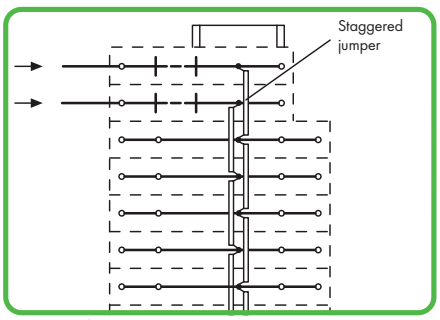

Diagram of the assembly as shown in the picture on the left.



CAGE CLAMP® clamps the following copper conductors:*

solid



stranded



fine-stranded, also with tinned single strands

* For aluminum conductors, see notes in Section 14.

– Description and Handling –



Shield contact:
with solder/crimp quick disconnect terminal
(2.5 x 0.8) mm.



Test slot:
for test plug 2 mm Ø or 2.3 mm Ø – with direct contact
to the current bar.

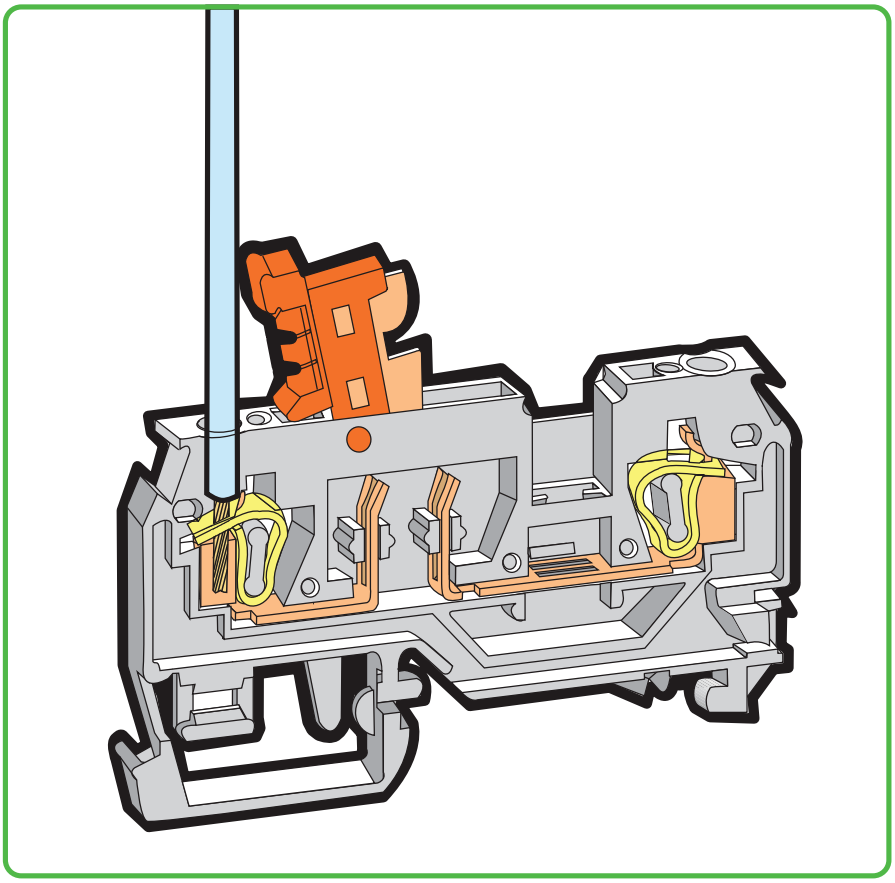



Terminal block marking:
with WMB (center position) and miniature WSB markers
(on the sides) – also see Section 13.



fine-stranded,
tip-bonded.



fine-stranded,
with ferrule ❶
(gastight crimped)



fine-stranded,
with pin terminal
(gastight crimped)

❶ When using ferrules, the max. conductor cross section accommodated is one size smaller than max. rating of terminal block.

2-Conductor Disconnect Terminal Blocks for Test and Measurement
280 Series

CAGE CLAMP®

0.08 - 2.5 mm²	AWG 28 - 12 *
400 V/6 kV/3 ❶	600 V, 15 A
I_N 16 A	300 V, 15 A

Terminal block width 5 mm / 0.197 in
8 - 9 mm / 0.33 in ❷

0.08 - 2.5 mm²	AWG 28 - 12 *
250 V/4 kV/3 ❶	600 V, 15 A
I_N 16 A	300 V, 15 A

Terminal block width 5 mm / 0.197 in
8 - 9 mm / 0.33 in ❷

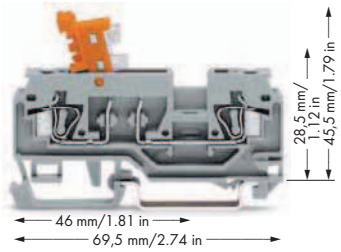

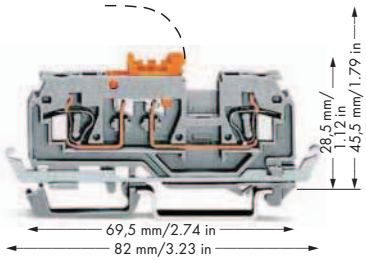

* AWG 12: THHN, THWN

❶ 400 V/250 V = rated voltage
6 kV/4 kV = rated surge voltage
3 = pollution degree
(also see Section 14)

❷ Strip length, see packaging or instructions.

❸ Suitable for Ex i applications

❹ See application notes for:
Test plug modules, pages 194 – 196
Banana plug, page 198
Insulation stop, page 199
Comb-style jumper bar, page 200
Operating tool, page 200
Staggered jumper, page 201
Push-in type wire jumper, page 201

	Item No.	Pack. Unit
2-conductor disconnect terminal block for test and measurement with test slot for test plug 2 mm Ø and 2.3 mm Ø,		
gray terminal block housing, orange disconnect link	**280-870**	100
gray terminal block housing, gray disconnect link	**280-868**	100
blue terminal block housing, orange disconnect link	**280-876** ❸	100
orange terminal block housing, orange disconnect link	**280-879**	100

	Item No.	Pack. Unit
2-conductor disconnect terminal block for test and measurement with shield contact and with test slot for test plug 2 mm Ø and 2.3 mm Ø,		
gray terminal block housing, orange disconnect link	**280-871**	50
gray terminal block housing, gray disconnect link	**280-869**	50
orange terminal block housing, orange disconnect link	**280-880**	50

Accessories

Appropriate marking systems: WMB/WMB Inline/Miniature WSB (see Section 13)

End and intermediate plate, 2.5 mm thick



orange	**280-371**	100 (4x25)
gray	**280-374**	100 (4x25)

Insulation stop, ❹



5 pcs/strip,
0.08 - 0.2 mm² "s" (0.14 mm² "f-st")
white **280-470** 200 (8x25)

Insulation stop, ❹



5 pcs/strip,
0.25 - 0.5 mm²
light gray **280-471** 200 (8x25)

Insulation stop, ❹



5 pcs/strip,
0.75 - 1 mm²
dark gray **280-472** 200 (8x25)

Adjacent jumper, insulated,



I_N = I_N terminal block

gray	**280-402**	200 (8x25)
yellow-green	**280-422**	200 (8x25)

Alternate jumper, insulated,



I_N = I_N terminal block

gray	**280-409**	100 (4x25)

Comb-style jumper bar, insulated, ❹



I_N = I_N terminal block

2-way	**280-482**	200 (8x25)
3-way	**280-483**	200 (8x25)

Staggered jumper, ❹



insulated,
width 5 mm/0.197 in,
I_N 24 A

from 1 to 2	**780-452**	100 (4x25)
from 1 to 3	**780-453**	100 (4x25)
from 1 to 4	**780-454**	100 (4x25)
from 1 to 5	**780-455**	50 (2x25)
from 1 to 6	**780-456**	50 (2x25)
from 1 to 7	**780-457**	50 (2x25)
from 1 to 8	**780-458**	50 (2x25)

Push-in type wire jumper, ❹



insulated,
I_N 9 A,
wire size 0.75 mm²

L = 60 mm	**249-125**	10
L = 110 mm	**249-126**	10
L = 250 mm	**249-127**	10

Alternate comb-style jumper bar,



insulated,
I_N = I_N terminal block

2-way	**280-492**	200 (8x25)

Operating tool, of insulating material



2-way	**280-432**	1
3-way	**280-433**	1

Comb-style jumper bar, insulated,



I_N = I_N terminal block

10-way	**280-490**	50 (2x25)

Operating tool, of insulating material



10-way	**280-440**	1

Protective warning marker,



with high-voltage symbol, black,
for 5 terminal blocks

yellow	**280-415**	100 (4x25)

Test plug module, ❹



can be snapped together,
5 mm wide

gray	**280-418**	100 (4x25)

Spacer module,



can be snapped together,
5 mm wide

gray	**280-419**	100 (4x25)

Test plug,



with 500 mm cable,
2 mm Ø

red	**210-136**	50

Test plug,



with 500 mm cable,
2.3 mm Ø

yellow	**210-137**	50

Test plug adapter, 5 mm wide,



for terminal blocks 1.5 - 4 mm²,
for 210-137 test plug 2.3 mm Ø

gray	**280-404**	100 (4x25)

Test plug adapter, 8.3 mm wide,



for terminal blocks 1.5 - 10 mm²,
for test plug 4 mm Ø

gray	**209-170**	50 (2x25)

Banana plug, ❹



for socket 4 mm Ø,
color mixed

215-111 50

WMB Multi marking system,

10 strips with 10 markers per card,
stretchable 5 - 5.2 mm

plain	**793-5501**	5

Miniature WSB Quick marking system,



10 strips with 10 markers per card,
5 mm wide markers

plain	**248-501**	5

For list of approvals and user guide, see pages 634 to 637.