CAGE CLAMP®

The universal connection for solid, stranded and fine-stranded conductors

Handling:
Open clamping unit,
insert the conductor,
release clamp – done!



9



Modular Terminal Blocks and Terminal Strips
with Fixing Flanges or Snap-In Mounting Feet
Front-Entry Wiring
2.5 mm² (4 mm² "f-st") / AWG 12 — 869 Series — 431 – 433



2.5 mm² / AWG 12 — 264 Series — 436 – 439



Side-Entry Wiring
0.08 mm² to 1.5 mm² (AWG 28 - 16) /
2.5 mm²/4 mm² (AWG 14/12) — 260/261/262 Series — 442 – 455



With Push-Buttons on One or Both Sides
1.5 mm² / AWG 16 — 261 Series — 446 – 449



With Additional, Miniature WSB, Side Marker Slot
With Push-Buttons on One or Both Sides
1.5 mm² / AWG 16 — 261 Series — 450 – 451



Test Plug Modules for 260/261/262 Series Terminal
Strips — 456

Compact Terminal Strips, 869 Series
– Description and Handling –

Fixing



Terminal strip with fixing flanges, screw mount.



Terminal strip with snap-in mounting feet, mounting in holes.



Terminal strip with snap-in mounting feet, mounting onto special aluminum rail.



Terminal strip with fixing flanges, consisting of:
End plate with fixing flange ①
Center terminal blocks ②
End terminal block with fixing flange ③



Terminal strip with mounting feet, consisting of:
End plate ④ / Center terminal blocks with/without snap-in mounting feet ⑤ / End terminal block with/without snap-in mounting foot ⑥



Marking



WAGO WMB Multi marking system or WAGO miniature WSB Quick marking system.

Push-in type jumper bar system



Push jumper bars down firmly until fully inserted! When using multipole bars, push alternately on right and then left side, until installed.

CAGE CLAMP® clamps the following copper conductors:*

solid	stranded	fine-stranded, also with tinned single strands	fine-stranded, tip-bonded	fine-stranded, with ferrule ❶ (gastight crimped)	fine-stranded, with pin terminal (gastight crimped)

* For aluminum conductors, see notes in Section 14.

❶ When using ferrules, the max. conductor cross section accommodated is one size smaller than max. rating of terminal block.

Compact Terminal Strips 2.5 mm² (4 mm² "f-st") with Fixing Flanges or Snap-in Mounting Feet 869 Series

0.08 - 2.5 (4 "f-st") mm² 500 V/6 kV/3 I_N 24 A Pole width 5 mm / 0.197 in 6 - 7 mm / 0.26 in	AWG 28 - 12 300V, 20A	0.08 - 2.5 (4 "f-st") mm² 500 V/6 kV/3 I_N 24 A Pole width 5 mm / 0.197 in 6 - 7 mm / 0.26 in	AWG 28 - 12 300V, 20A	0.08 - 2.5 (4 "f-st") mm² 500 V/6 kV/3 I_N 24 A Pole width 5 mm / 0.197 in 6 - 7 mm / 0.26 in	AWG 28 - 12 300V, 20A







Pole No.	Item No.	Pack. Unit
Compact terminal strip with fixing flanges M 3, for screw or similar mounting types, fixing hole 3.2 mm Ø,		
gray		
2	**869-102**	100
3	**869-103**	100
4	**869-104**	100
5	**869-105**	100
6	**869-106**	50
7	**869-107**	50
8	**869-108**	50
9	**869-109**	50
10	**869-110**	50
11	**869-111**	25
12 ❶	**869-112**	25
light gray		
2	**869-132**	100
3	**869-133**	100
4	**869-134**	100
5	**869-135**	100
6	**869-136**	50
7	**869-137**	50
8	**869-138**	50
9	**869-139**	50
10	**869-140**	25
11	**869-141**	25
12 ❶	**869-142**	25

Pole No.	Item No.	Pack. Unit
Compact terminal strip with fixing flanges M 4, for screw or similar mounting types, fixing hole 4.2 mm Ø,		
gray		
2	**869-202**	100
3	**869-203**	100
4	**869-204**	100
5	**869-205**	100
6	**869-206**	50
7	**869-207**	50
8	**869-208**	50
9	**869-209**	50
10	**869-210**	25
11	**869-211**	25
12 ❶	**869-212**	25
light gray		
2	**869-232**	100
3	**869-233**	100
4	**869-234**	100
5	**869-235**	100
6	**869-236**	50
7	**869-237**	50
8	**869-238**	50
9	**869-239**	50
10	**869-240**	25
11	**869-241**	25
12 ❶	**869-242**	25

Pole No.	Item No.	Pack. Unit
Compact terminal strip with snap-in mounting feet, for plate thickness 0.6-1.2 mm, fixing hole 3.5+0.1 mm Ø,		
gray		
2	**869-152**	100
3	**869-153**	100
4	**869-154**	100
5	**869-155**	100
6	**869-156**	50
7	**869-157**	50
8	**869-158**	50
9	**869-159**	50
10	**869-160**	25
11	**869-161**	25
12 ❶	**869-162**	25
light gray		
2	**869-182**	100
3	**869-183**	100
4	**869-184**	100
5	**869-185**	100
6	**869-186**	50
7	**869-187**	50
8	**869-188**	50
9	**869-189**	50
10	**869-190**	25
11	**869-191**	25
12 ❶	**869-192**	25

Modular terminal blocks and terminal strips with fixing flanges
L = (No. of poles x pole width) + 2.5 mm L_1 = L + 5.6 mm, with flange M4 6.6 mm

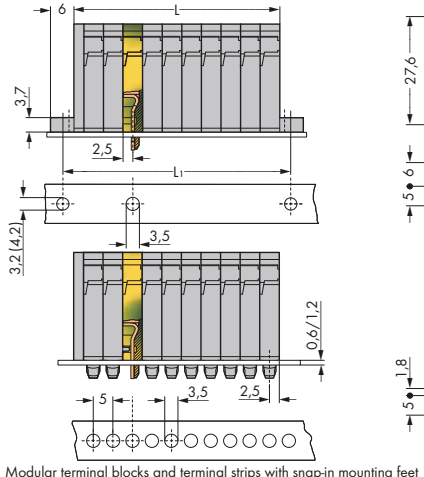

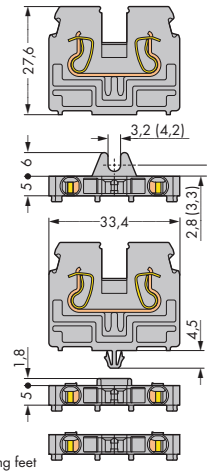

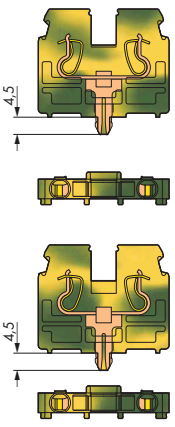

Modular terminal blocks and terminal strips with snap-in mounting feet
L = (No. of poles x pole width) + 2.5 mm

Dimensions in mm

❶ For longer strips and /or assemblies of different colors, please contact factory

Item no. suffixes for terminal strips:

869-102 to 869-112
869-202 to 869-212
869-152 to 869-162

blue . . ./000-006 ❷
green-yellow . . ./000-016

❷ Terminal blocks with blue insulation are suitable for Ex i applications

For list of approvals and user guide, see pages 634 to 637.