Double- and Triple-Deck Terminal Blocks, 280 and 281 Series
– Description and Handling –

Assembly



Snapping a terminal block onto the carrier rail.

Removal



Removing a terminal block from the assembly.

Conductor termination



Conductor termination

Commoning



Commoning with 280-402 adjacent jumpers.
Push down the adjacent jumper until fully inserted.

Commoning



Commoning with vertical and adjacent jumpers.

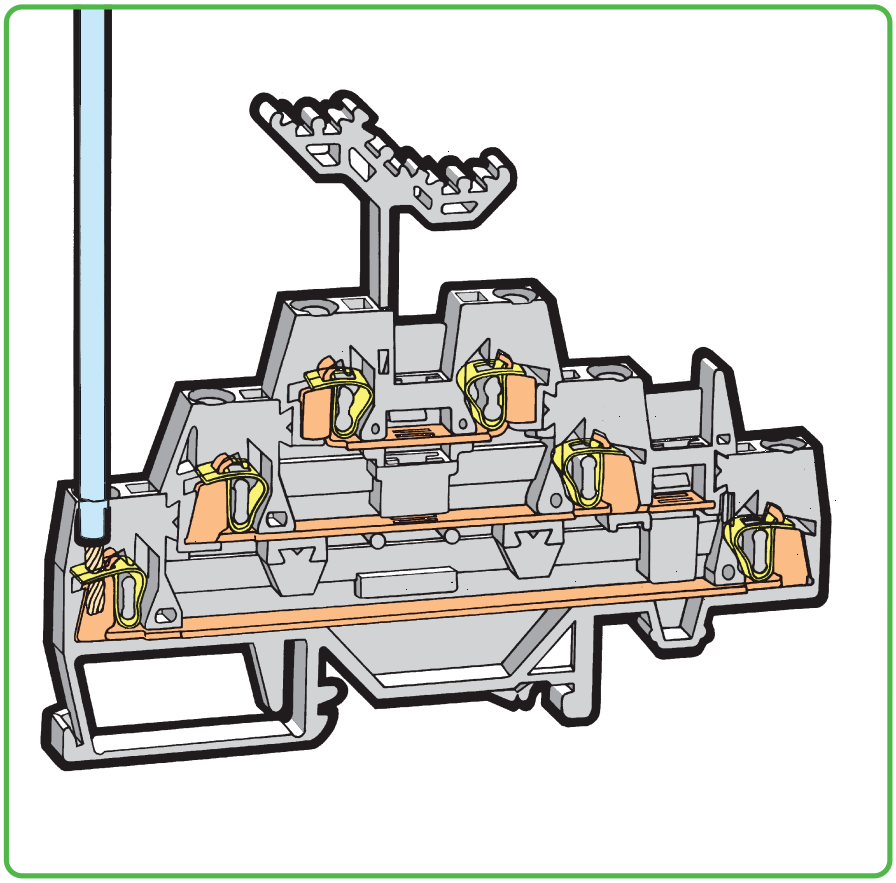

Marking



Marking with WMB Multi marking system.
For other systems, see Section 13.

Space saver



Save 50% of rail space when using double-deck terminal blocks.

Space saver



Save 67% of rail space when using triple-deck terminal blocks.

CAGE CLAMP® clamps the following copper conductors:*

solid	stranded	fine-stranded, also with tinned single strands	fine-stranded, tip-bonded	fine-stranded, with ferrule ❶ (gastight crimped)	fine-stranded, with pin terminal (gastight crimped)

* For aluminum conductors, see notes in Section 14.

❶ When using ferrules, the max. conductor cross section accommodated is one size smaller than max. rating of terminal block.



The flexible marker carrier, which is placed above the wiring level, can be pushed aside during wiring or commoning. The marker carrier has two levels for two different markers relating to double-deck terminal blocks.



Example of a mixed assembly with double-deck terminal blocks.
The 280 Series double-deck terminal blocks, are available with decks of same or different color according to the function. This is an additional visual aid during wiring or possible service/maintenance.



Double-deck terminal blocks accommodate two circuits of different potentials in one 2-level terminal block; different circuits can be differentiated by color coding either level for the 280 Series. The lower deck is wider than the upper, for ease of wiring.



Standard insulated push-in jumpers can be used for commoning. A vertical jumper allows commoning of upper and lower level, providing a 4-conductor feedthrough terminal block in one housing. Two adjacent terminals may be commoned together on the same level using a push-in adjacent jumper.



Double-deck terminal blocks used as control wire terminals; e.g., for magnetic valves. Upper deck commoned.



Pulling of disconnecting tab (also see page 207).



Double-deck terminal blocks used for connecting a three-phase motor.



With a terminal block width of only 5 mm/0.197 in, an effective width of only 2.5 mm/0.098 in for terminal blocks of same or different potential can be realized at a cross sectional area of 0.08 mm² to 2.5 mm² (AWG 28 - 14)!

Double-Deck Terminal Blocks 2.5 mm²
280 Series

0.08 - 2.5 mm²	AWG 28 - 12 *	
500 V/6 kV/3 ❶	300 V, 15 A	
I_N 20 A	300 V, 20 A	
Terminal block width 5 mm / 0.197 in		
8 - 9 mm / 0.33 in ❷		

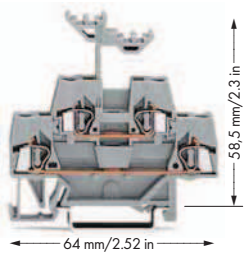

Item No.		Pack. Unit
Through/through terminal block		
gray	**280-519**	50
blue	**280-529** ❸	50
Other terminal blocks with the same profile:		
Diode	**280-940/281-410** Page 260	
LED	**280-943/281-434** Page 260	

Item-Specific Accessories

End and intermediate plate, 2.5 mm thick

orange	**280-341**	100 (4x25)
gray	**280-340**	100 (4x25)

Intermediate plate,

1.1 mm thick

orange	**280-366**	100 (4x25)

0.08 - 2.5 mm²	AWG 28 - 12 *	
500 V/6 kV/3 ❶	300 V, 15 A	
I_N 20 A	300 V, 20 A	
Terminal block width 5 mm / 0.197 in		
8 - 9 mm / 0.33 in ❷		

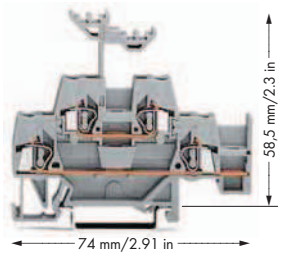

Item No.		Pack. Unit
Through/through terminal block with horizontal jumpering on lower level		
gray	**280-520**	50
blue	**280-530** ❸	50

Item-Specific Accessories

End and intermediate plate, 2.5 mm thick

orange	**280-343**	100 (4x25)
gray	**280-342**	100 (4x25)

Intermediate plate,

1.1 mm thick

orange	**280-369**	100 (4x25)

0.08 - 2.5 mm²	AWG 28 - 12 *	
500 V/6 kV/3 ❶		
I_N 20 A	300 V, 20 A	
Terminal block width 5 mm / 0.197 in		
8 - 9 mm / 0.33 in ❷		



Item No.		Pack. Unit
Ground conductor/through terminal block		
green-yellow/gray	**280-527**	50
green-yellow/blue	**280-537**	50

Item-Specific Accessories

End and intermediate plate, 2.5 mm thick

orange	**280-341**	100 (4x25)
gray	**280-340**	100 (4x25)

Intermediate plate,

1.1 mm thick

orange	**280-366**	100 (4x25)



Item No.		Pack. Unit
Through/through terminal block		
blue/gray	**280-523**	50
gray/blue	**280-533**	50

Item-Specific Accessories

End and intermediate plate, 2.5 mm thick

orange	**280-341**	100 (4x25)
gray	**280-340**	100 (4x25)

Intermediate plate,

1.1 mm thick

orange	**280-366**	100 (4x25)

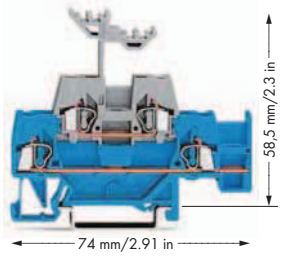

Item No.		Pack. Unit
Through/through terminal block with horizontal jumpering on lower level		
blue/gray	**280-524**	50
gray/blue	**280-534**	50

Item-Specific Accessories

End and intermediate plate, 2.5 mm thick

orange	**280-343**	100 (4x25)
gray	**280-342**	100 (4x25)

Intermediate plate,

1.1 mm thick

orange	**280-369**	100 (4x25)

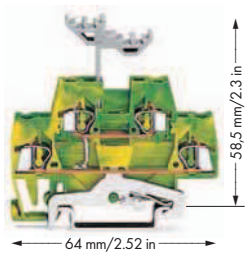

Item No.		Pack. Unit
4-conductor ground terminal block, internal commoning		
green-yellow	**280-517**	50

Item-Specific Accessories

End and intermediate plate, 2.5 mm thick

orange	**280-341**	100 (4x25)
gray	**280-340**	100 (4x25)

Intermediate plate,

1.1 mm thick

orange	**280-366**	100 (4x25)

For list of approvals and user guide, see pages 634 to 637.