Safety Information

❶ Conductor sizes: 0.25 mm² – 4 mm² "s + f-st";
Push-in conductor sizes: 0.75 mm² – 4 mm² "s"
and 0.75 mm² – 2.5 mm²
"insulated ferrules, 12 mm"

❷ 400 V = rated voltage
6 kV = rated surge voltage
3 = pollution degree
(also see Section 14)

❸ - Individual arrangement: 10 A
- Block arrangement: 5 A
Protection against direct contact must be observed for 42 V and higher voltages

❹ Strip length, see packaging or instructions.

❺ See application notes for:
Colored push-in type jumper bars, page 139
Staggered jumper, page 141
Adjacent jumper for continuous commoning, page 139
Push-in type wire jumper, page 140
TOPJOB®S connector, page 134
TOPJOB®S L-type test plug module, page 136

Selecting the correct fuse cartridge is important for product safety within applications, as well as for fuse cartridge service life and reliability. Fuse cartrigdes can operate perfectly as protection (break-off point) if they are properly selected and used according to manufacturer specifications.

The rated currents of the fuse cartridges are defined differently in international standards.

Due to different current rating definitions, the recommended current-carrying permanent capacity of the fuses is max. 80% of their rated current according to DIN 72581 part 3 (for an ambient operating temperature of 23 °C).

Regarding product safety, it is generally necessary to test fuse cartridges under normal conditions and operational failures within your application.



TOPJOB®S
Fuse Disconnect Terminal Blocks with Pivoting Fuse Holder 2.5 (4) mm² for Miniature Metric Fuses 5 x 20 mm, 2002 Series

0.25 - 2.5 (4) mm² ❶ | AWG 22 - 12 250 V/6 kV/3 ❷ | 250 V, 6 A I_N 6.3 A | 250 V, 6 A Terminal block width 6.2 mm / 0.244 in 10 - 12 mm / 0.43 in ❸	0.25 - 2.5 (4) mm² ❶ | AWG 22 - 12 250 V/6 kV/3 ❷ I_N 6.3 A Terminal block width 6.2 mm / 0.244 in 10 - 12 mm / 0.43 in ❸	0.25 - 2.5 (4) mm² ❶ | AWG 22 - 12 250 V/6 kV/3 ❷ | 250 V, 6 A I_N 6.3 A | 250 V, 6 A Terminal block width 6.2 mm / 0.244 in 10 - 12 mm / 0.43 in ❸







Item No.		Pack. Unit
2-conductor fuse disconnect terminal block with pivoting fuse holder,		
for miniature metric fuses 5 x 20 mm,		
without blown fuse indication		
Nominal voltage and current are given by the fuse.		
◯ gray	**2002-1611**	50

Item No.		Pack. Unit
2-conductor fuse disconnect terminal block with pivoting fuse holder,		
for miniature metric fuses 5 x 20 mm,		
with blown fuse indication by LED, gray		
Nominal voltage and current are given by the LED or fuse.		
Leakage current in case of blown fuse: LED 2 mA		
◯ 12 - 30 V	**2002-1611/1000-541**	50
◯ 30 - 65 V	**2002-1611/1000-542**	50
◯ 230 V	**2002-1611/1000-836**	50
◯ 120 V	**2002-1611/1000-867**	50

Item No.		Pack. Unit
4-conductor fuse disconnect terminal block with pivoting fuse holder,		
for miniature metric fuses 5 x 20 mm,		
without blown fuse indication		
Nominal voltage and current are given by the fuse.		
◯ gray	**2002-1811**	50

Accessories

Appropriate marking systems: WMB/Marking strips
(see Section 13)

End plate for fuse terminal blocks,



2 mm thick		
orange	**2002-992**	100 (4x25)
gray	**2002-991**	100 (4x25)

Insulation stop,



5 pcs/strip,		
0.25 - 0.5 mm²		
light gray	**2002-171**	200 (8x25)

Insulation stop,



5 pcs/strip,		
0.75 - 1 mm²		
dark gray	**2002-172**	200 (8x25)

Push-in type wire jumper,



❹ insulated,		
I_N 16 A,		
wire size 1.5 mm²		
L = 60 mm	**2009-412**	100 (10x10)
L = 110 mm	**2009-414**	100 (10x10)
L = 250 mm	**2009-416**	100 (10x10)

Push-in type jumper bar, insulated,



I_N 32 A,		
light gray		
2-way	**2004-402**	200 (8x25)
3-way	**2004-403**	200 (8x25)
4-way	**2004-404**	100 (4x25)
5-way	**2004-405**	100 (4x25)
6-way	**2004-406**	100 (4x25)
7-way	**2004-407**	100 (4x25)
8-way	**2004-408**	100 (4x25)
9-way	**2004-409**	100 (4x25)
10-way	**2004-410**	100 (4x25)

Protective warning marker,



with high-voltage symbol, black,		
for 5 terminal blocks		
yellow	**2002-115**	100 (4x25)

Push-in type jumper bar, insulated,



I_N 32 A,		
light gray		
from 1 to 3	**2004-433**	200 (8x25)
from 1 to 4	**2004-434**	200 (8x25)
from 1 to 5	**2004-435**	100 (4x25)
from 1 to 6	**2004-436**	100 (4x25)
from 1 to 7	**2004-437**	100 (4x25)
from 1 to 8	**2004-438**	100 (4x25)
from 1 to 9	**2004-439**	100 (4x25)
from 1 to 10	**2004-440**	100 (4x25)

For list of approvals and user guide, see pages 634 to 637.