– Handling –
TOPJOB®S Connectors



Snapping connectors and spacer modules together to assemble a multipole connector.



These modular connectors provide an additional connection option for conductors of the same cross section range as the terminal blocks being used.



Conductor termination:
– Using an operating tool for unferruled, fine-stranded conductors
– Push-in connection of solid conductors



The connectors have a test socket for 2 mm Ø or 2.3 mm Ø test plugs.



Snapping on a strain relief plate.



Rail-mounted terminal block assembly for electric motor wiring.

❶ Conductor sizes: 0.25 mm² – 2.5 mm² "s + f-st"; Push-in conductor sizes: 0.5 mm² – 2.5 mm² "s" and 0.75 mm² – 1.5 mm² "insulated ferrule, 12 mm"

❷ Conductor sizes: 0.25 mm² – 4 mm² "s + f-st"; Push-in conductor sizes: 0.75 mm² – 4 mm² "s" and 0.75 mm² – 2.5 mm² "insulated ferrule, 12 mm"

❸ 500 V = rated voltage
6 kV = rated surge voltage
3 = pollution degree
(also see Section 14)

❹ Strip length, see packaging or instructions.

TOPJOB®S
Connectors 4 (6) mm²
2004/2006/2010/2016 Series

0.5 - 4 (6) mm² ❶ | AWG 20 - 10 500 V/6 kV/3 ❷ | 300 V, 30 A I_N 32 A Terminal block width 6.2 mm / 0.244 in 11 - 13 mm / 0.47 in ❸	0.5 - 4 (6) mm² ❶ | AWG 20 - 10 500 V/6 kV/3 ❷ I_N 32 A Terminal block width 7.5 mm / 0.295 in 11 - 13 mm / 0.47 in ❸	0.5 - 4 (6) mm² ❶ | AWG 20 - 10 500 V/6 kV/3 ❷ I_N 32 A Terminal block width 10 mm / 0.394 in 11 - 13 mm / 0.47 in ❸





	Item No.	Pack. Unit
Modular TOPJOB®S connector,		
for jumper contact slot,		
can be snapped together, gray		
1-pole	**2004-511**	100 (4x25)
Spacer module, can be snapped together,		
e.g., for bridging commoned terminal blocks		
gray	**2004-549**	100 (4x25)
TOPJOB®S connector strip,		
for jumper contact slot, gray		
2-pole	**2004-552**	25
3-pole	**2004-553**	25
4-pole	**2004-554**	25
5-pole	**2004-555**	10

	Item No.	Pack. Unit
Modular TOPJOB®S connector,		
for jumper contact slot,		
can be snapped together, gray		
1-pole	**2006-511**	50 (2x25)
Spacer module, can be snapped together,		
e.g., for bridging commoned terminal blocks		
gray	**2006-549**	50 (2x25)

	Item No.	Pack. Unit
Modular TOPJOB®S connector,		
for jumper contact slot,		
can be snapped together, gray		
1-pole	**2010-511**	50 (2x25)
Spacer module, can be snapped together,		
e.g., for bridging commoned terminal blocks		
gray	**2010-549**	50 (2x25)

Item-Specific Accessories

Test plug,			
	with 500 mm cable,		
	2.3 mm Ø		
	yellow	**210-137**	50

Accessories Connector Strips

End plate,			
	for modular TOPJOB®S connectors,		
	1.5 mm thick		
	gray	**2004-541**	100 (4x25)
Test plug,			
	with 500 mm cable,		
	2 mm Ø		
	red	**210-136**	50

Strain relief plate, gray			
	35 mm width	**734-326**	100 (4x25)
	6 mm wide	**734-327**	100 (4x25)
	12.5 mm width	**734-328**	100 (4x25)
	25 mm wide	**734-329**	100 (4x25)

Marking strip, plain,			
	11 mm wide,		
	50 m roll		
	white	**2009-110**	1
WMB Multi marking system,			
	10 strips with 10 markers per card,		
	stretchable 5 - 5.2 mm		
	plain	**793-5501**	5

For list of approvals and user guide, see pages 634 to 637.

0.5 - 4 (6) mm² ❶ | AWG 20 - 10
500 V/6 kV/3 ❷
I_N 32 A

Terminal block width 12 mm / 0.472 in
11 - 13 mm / 0.47 in ❸



	Item No.	Pack. Unit
Modular TOPJOB®S connector,		
for jumper contact slot,		
can be snapped together, gray		
1-pole	**2016-511**	50 (2x25)
Spacer module, can be snapped together,		
e.g., for bridging commoned terminal blocks		
gray	**2016-549**	50 (2x25)

❶ Conductor sizes: 0.5 mm² – 6 mm² "s + f-st"; Push-in conductor sizes: 1 mm² – 6 mm² "s" and 0.75 mm² – 4 mm² "insulated ferrule, 12 mm"

❷ 500 V = rated voltage
6 kV = rated surge voltage
3 = pollution degree
(see Section 14)

❸ Strip length, see packaging or instructions.

TOPJOB®S
L-Type Test Plug Modules for Testing Rail-Mounted Terminal Blocks
Terminal Block Width 5.2 mm via Conductor Wire Opening, 2002 Series

CAGE CLAMP®S

0.25 - 2.5 (4) mm² ❶ | AWG 22 - 12
500 V/6 kV/3 ❷
I_N 18 A

Terminal block width 5.2 mm / 0.205 in
10 - 12 mm / 0.43 in ❸





TOPJOB®S L-type test plug assembly consisting of:
L-test plug modules and spacer modules

❶ Conductor sizes: 0.25 mm² – 4 mm² "s + f-st";
Push-in conductor sizes: 0.75 mm² – 4 mm² "s"
and 0.75 mm² – 2.5 mm²
"insulated ferrule, 12 mm"

❷ 500 V = rated voltage
6 kV = rated surge voltage
3 = pollution degree
(see Section 14)

❸ Strip length, see packaging or instructions.

	Item No.	Pack. Unit
TOPJOB®S L-test plug module, can be snapped together, gray		
According to EN 61984, connectors without current interrupting capacity shall not be mated and unmated when live or under load.		
◯ 1-pole	**2002-611**	100 (4x25)
TOPJOB®S L-type spacer module, can be snapped together, e.g., for bridging commoned terminal blocks		
◯ gray	**2002-649**	100 (4x25)





L-type test plug modules fitted in a triple-deck terminal block

Accessories L-Type Test Plug Modules

Appropriate marking systems:
WMB/Marking strips/WMB Inline

End plate, for modular TOPJOB®S test plugs, 1.5 mm thick			
gray	**2002-641**	100 (4x25)	
Test plug, with 500 mm cable, 2 mm Ø			
red	**210-136**	50	
Test plug, with 500 mm cable, 2.3 mm Ø			
yellow	**210-137**	50	
Strain relief plate, gray			
35 mm width	**734-326**	100 (4x25)	
6 mm wide	**734-327**	100 (4x25)	
12.5 mm width	**734-328**	100 (4x25)	
25 mm wide	**734-329**	100 (4x25)	
WMB Inline, plain, stretchable 5 - 5.2 mm, 1,500 WMB markers, 5 mm, on roll			
white	**2009-115**	1	
WMB Multi marking system, 10 strips with 10 markers per card, stretchable 5 - 5.2 mm			
plain	**793-5501**	5	





L-type test plug module, cross-sectional view of contact

For list of approvals and user guide, see pages 634 to 637.

TOPJOB®S
Adjacent Jumpers for Continuous Commoning and Colored Push-In Type Jumper Bars, 2002 Series

Adjacent jumper for continuous commoning	Push-in type jumper bar	Push-in type jumper bar







	Item No.	Pack. Unit
Adjacent jumper for continuous commoning, insulated, I_N 25 A, light gray		
2-way	**2002-400**	100 (4x25)

	Item No.	Pack. Unit
Push-in type jumper bar, insulated, I_N 25 A, red		
2-way	**2002-402/000-005**	
3-way	**2002-403/000-005**	
4-way	**2002-404/000-005**	
		200 (8x25)
5-way	**2002-405/000-005**	
6-way	**2002-406/000-005**	
7-way	**2002-407/000-005**	
8-way	**2002-408/000-005**	
9-way	**2002-409/000-005**	
10-way	**2002-410/000-005**	
		100 (4x25)

	Item No.	Pack. Unit
Push-in type jumper bar, insulated, I_N 25 A, blue		
2-way	**2002-402/000-006**	
3-way	**2002-403/000-006**	
4-way	**2002-404/000-006**	
		200 (8x25)
5-way	**2002-405/000-006**	
6-way	**2002-406/000-006**	
7-way	**2002-407/000-006**	
8-way	**2002-408/000-006**	
9-way	**2002-409/000-006**	
10-way	**2002-410/000-006**	
		100 (4x25)



Adjacent jumpers for continuous commoning


Colored push-in type jumper bars are used with sensor terminal blocks.