0.25 - 2.5 (4) mm² ❶ | AWG 22 - 12
800 V/8 kV/3 ❷
I_N 24 A

Terminal block width 6.2 mm / 0.244 in
10 - 12 mm / 0.43 in ❸

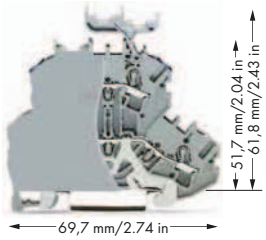

Protective warning marker and insulation stop must be applied individually. Due to the 6.2 mm/0.244 in width of double-deck terminal blocks with end plate, 2004 Series jumpers must be used.

❶ Conductor sizes: 0.25 mm² – 4 mm² "s + f-st"; Push-in conductor sizes: 0.75 mm² – 4 mm² "s" and 0.75 mm² – 2.5 mm² "insulated ferrule, 12 mm"

❷ 800 V = rated voltage
8 kV = rated surge voltage
3 = pollution degree
(see Section 14)

❸ Strip length, see packaging or instructions.

❹ Suitable for Ex i applications

❺ See application notes for:
Vertical jumper, page 142

Item No.		Pack. Unit
Shield conductor/through terminal block, with end plate, with marker carrier, gray housing		
Shield/N	**2002-2248/099-000**	50
Shield/L	**2002-2258/099-000**	50
Shield conductor/through terminal block, with end plate, without marker carrier, gray housing		
Shield/N	**2002-2218/099-000**	50
Shield/L	**2002-2228/099-000**	50

2002 Series Accessories

Appropriate marking systems: WMB/Marking strips/WMB Inline (see Section 13)

End and intermediate plate, 0.8 mm thick			
	orange	**2002-2292**	100 (4x25)
	gray	**2002-2291**	100 (4x25)
Double-deck marker carrier,			
	pivoting		
	gray	**2002-121**	50 (2x25)
Insulation stop,			
	5 pcs/strip,		
	0.25 - 0.5 mm²		
	light gray	**2002-171**	200 (8x25)
Insulation stop,			
	5 pcs/strip,		
	0.75 - 1 mm²		
	dark gray	**2002-172**	200 (8x25)
Push-in type jumper bar, insulated,			
	I_N 32 A,		
	light gray		
	2-way	**2004-402**	200 (8x25)
	3-way	**2004-403**	200 (8x25)
	4-way	**2004-404**	100 (4x25)
	5-way	**2004-405**	100 (4x25)
	6-way	**2004-406**	100 (4x25)
	7-way	**2004-407**	100 (4x25)
	8-way	**2004-408**	100 (4x25)
	9-way	**2004-409**	100 (4x25)
	10-way	**2004-410**	100 (4x25)
Push-in type jumper bar, insulated,			
	I_N 32 A,		
	light gray		
	from 1 to 3	**2004-433**	200 (8x25)
	from 1 to 4	**2004-434**	200 (8x25)
	from 1 to 5	**2004-435**	100 (4x25)
	from 1 to 6	**2004-436**	100 (4x25)
	from 1 to 7	**2004-437**	100 (4x25)
	from 1 to 8	**2004-438**	100 (4x25)
	from 1 to 9	**2004-439**	100 (4x25)
	from 1 to 10	**2004-440**	100 (4x25)
Double-deck vertical jumper, insulated,			
❺	I_N 24 A		
	light gray	**2002-492**	100 (4x25)
Protective warning marker,			
	with high-voltage symbol, black,		
	for 5 terminal blocks		
	yellow	**2002-115**	100 (4x25)

Test plug adapter,			
	for test plug 4 mm Ø		
	gray	**2009-174**	100 (4x25)
Banana plug,			
	for socket 4 mm Ø,		
	color mixed		
		215-111	50
Test plug,			
	with 500 mm cable,		
	2 mm Ø		
	red	**210-136**	50
Test plug,			
	with 500 mm cable,		
	2.3 mm Ø		
	yellow	**210-137**	50
WMB Multi marking system,			
	10 strips with 10 markers per card,		
	stretchable 5 - 5.2 mm		
	plain	**793-5501**	5
WMB Multi marking system, plain,			
	10 strips with 10 markers per card,		
	stretchable 5 - 5.2 mm		
	yellow	**793-5501/000-002**	
	red	**793-5501/000-005**	
	blue	**793-5501/000-006**	
	gray	**793-5501/000-007**	
	orange	**793-5501/000-012**	
	light green	**793-5501/000-017**	
	green	**793-5501/000-023**	
	violet	**793-5501/000-024**	
			5
Marking strip, plain,			
	11 mm wide,		
	50 m roll		
	white	**2009-110**	1

TOPJOB®S
4-Conductor, Double-Deck Terminal Blocks 2.5 (4) mm²
2002 Series

0.25 - 2.5 (4) mm² ❶ | AWG 22 - 12 800 V/8 kV/3 ❷ | 600 V, 20 A I_N 24 A (28 A) | 600 V, 20 A Terminal block width 5.2 mm / 0.205 in 10 - 12 mm / 0.43 in ❸	0.25 - 2.5 (4) mm² ❶ | AWG 22 - 12 800 V/8 kV/3 ❷ | 600 V, 20 A I_N 24 A (28 A) | 600 V, 20 A Terminal block width 5.2 mm / 0.205 in 10 - 12 mm / 0.43 in ❸	0.25 - 2.5 (4) mm² ❶ | AWG 22 - 12 800 V/8 kV/3 ❷ I_N 24 A (28 A) Terminal block width 5.2 mm / 0.205 in 10 - 12 mm / 0.43 in ❸







	Item No.	Pack. Unit
Through/through terminal block,		
with marker carrier,		
gray housing		
L/L	**2002-2431**	50
N/L	**2002-2432**	50
L/N	**2002-2433**	50
Through/through terminal block,		
without marker carrier,		
gray housing		
L/L	**2002-2401**	50
N/L	**2002-2402**	50
L/N	**2002-2403**	50
Approvals are pending		

	Item No.	Pack. Unit
Through/through terminal block,		
with marker carrier,		
blue housing		
N/N	**2002-2434** ❹	50
Through/through terminal block,		
without marker carrier,		
blue housing		
N/N	**2002-2404** ❹	50

	Item No.	Pack. Unit
Ground conductor/through terminal block,		
with marker carrier,		
gray housing		
PE/N	**2002-2447**	50
PE/L	**2002-2457**	50
Ground conductor/through terminal block,		
without marker carrier,		
gray housing		
PE/N	**2002-2417**	50
PE/L	**2002-2427**	50

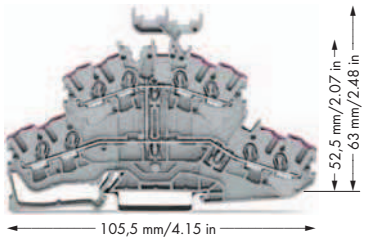





	Item No.	Pack. Unit
8-conductor through terminal block,		
with marker carrier, internal commoning, conductor entry		
position colored in violet,		
gray housing		
L	**2002-2438**	50
8-conductor through terminal block,		
without marker carrier, internal commoning, conductor		
entry position colored in violet,		
gray housing		
L	**2002-2408**	50

	Item No.	Pack. Unit
8-conductor through terminal block,		
with marker carrier, internal commoning, conductor entry		
position colored in violet,		
blue housing		
N	**2002-2439** ❹	50
8-conductor through terminal block,		
without marker carrier, internal commoning, conductor		
entry position colored in violet,		
blue housing		
N	**2002-2409** ❹	50

	Item No.	Pack. Unit
8-conductor ground terminal block,		
with marker carrier, internal commoning,		
green-yellow housing		
PE	**2002-2437**	50
8-conductor ground terminal block,		
without marker carrier, internal commoning,		
green-yellow housing		
PE	**2002-2407**	50

For list of approvals and user guide, see pages 634 to 637.

❶ Conductor sizes: 0.25 mm² – 4 mm² "s + f-st"; Push-in conductor sizes: 0.75 mm² – 4 mm² "s" and 0.75 mm² – 2.5 mm² "insulated ferrule, 12 mm"

❷ 800 V = rated voltage
8 kV = rated surge voltage
3 = pollution degree
(also see Section 14)

❸ Strip length, see packaging or instructions.

❹ Suitable for Ex i applications

❺ See application notes for:
Colored push-in type jumper bars, page 139
Vertical jumper, page 142



Double-deck terminal block assembly

2002 Series Accessories

Appropriate marking systems: WMB/Marking strips/WMB Inline (see Section 13)

End and intermediate plate, 0.8 mm thick



orange	**2002-2492**	100	(4x25)
gray	**2002-2491**	100	(4x25)

Double-deck marker carrier,



pivoting			
gray	**2002-121**	50	(2x25)

Insulation stop,



5 pcs/strip,			
0.25 - 0.5 mm²			
light gray	**2002-171**	200	(8x25)

Insulation stop,



5 pcs/strip,			
0.75 - 1 mm²			
dark gray	**2002-172**	200	(8x25)

Push-in type jumper bar, insulated, ❺



I_N 25 A,			
light gray			
2-way	**2002-402**	200	(8x25)
3-way	**2002-403**	200	(8x25)
4-way	**2002-404**	200	(8x25)
5-way	**2002-405**	100	(4x25)
6-way	**2002-406**	100	(4x25)
7-way	**2002-407**	100	(4x25)
8-way	**2002-408**	100	(4x25)
9-way	**2002-409**	100	(4x25)
10-way	**2002-410**	100	(4x25)

Push-in type jumper bar, insulated,



I_N 25 A,			
light gray			
from 1 to 3	**2002-433**	200	(8x25)
from 1 to 4	**2002-434**	200	(8x25)
from 1 to 5	**2002-435**	100	(4x25)
from 1 to 6	**2002-436**	100	(4x25)
from 1 to 7	**2002-437**	100	(4x25)
from 1 to 8	**2002-438**	100	(4x25)
from 1 to 9	**2002-439**	100	(4x25)
from 1 to 10	**2002-440**	100	(4x25)

Double-deck vertical jumper, insulated, ❺

I_N 24 A			
light gray	**2002-492**	100	(4x25)

Protective warning marker,



with high-voltage symbol, black,			
for 5 terminal blocks			
yellow	**2002-115**	100	(4x25)

Test plug adapter,



for test plug 4 mm Ø			
gray	**2009-174**	100	(4x25)

Banana plug,



for socket 4 mm Ø,			
color mixed			
	215-111		50

Testing tap,



for max. 2.5 mm²			
gray	**2009-182**	100	(4x25)

Test plug,



with 500 mm cable,			
2 mm Ø			
red	**210-136**		50

Test plug,



with 500 mm cable,			
2.3 mm Ø			
yellow	**210-137**		50

WMB Multi marking system,

10 strips with 10 markers per card,			
stretchable 5 - 5.2 mm			
plain	**793-5501**		5

WMB Multi marking system, plain,



10 strips with 10 markers per card,			
stretchable 5 - 5.2 mm			
yellow	**793-5501/000-002**		
red	**793-5501/000-005**		
blue	**793-5501/000-006**		
gray	**793-5501/000-007**		
orange	**793-5501/000-012**		
light green	**793-5501/000-017**		
green	**793-5501/000-023**		
violet	**793-5501/000-024**		
			5

WMB Inline, plain,



stretchable 5 - 5.2 mm,			
1,500 WMB markers, 5 mm, on roll			
white	**2009-115**		1

Marking strip, plain,



11 mm wide,			
50 m roll			
white	**2009-110**		1

TOPJOB®S group marker carrier,



snap-on type for jumper slot,			
5 mm wide			
gray	**2009-191**	50	(2x25)

TOPJOB®S
Triple-Deck Terminal Blocks 2.5 (4) mm²
2002 Series

0.25 - 2.5 (4) mm² ❶ | AWG 22 - 12 500 V/6 kV/3 ❷ | 300 V, 20 A I_N 24 A (28 A) | 600 V, 20 A Terminal block width 5.2 mm / 0.205 in 10 - 12 mm / 0.43 in ❸	0.25 - 2.5 (4) mm² ❶ | AWG 22 - 12 500 V/6 kV/3 ❷ I_N 24 A (28 A) | 600 V, 20 A Terminal block width 5.2 mm / 0.205 in 10 - 12 mm / 0.43 in ❸	0.25 - 2.5 (4) mm² ❶ | AWG 22 - 12 500 V/6 kV/3 ❷ I_N 24 A (28 A) Terminal block width 5.2 mm / 0.205 in 10 - 12 mm / 0.43 in ❸

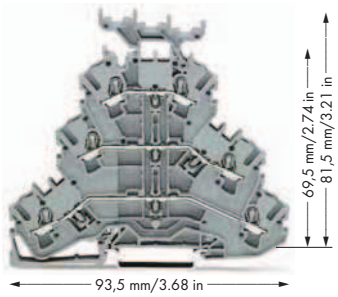

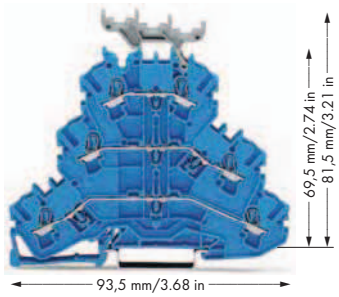

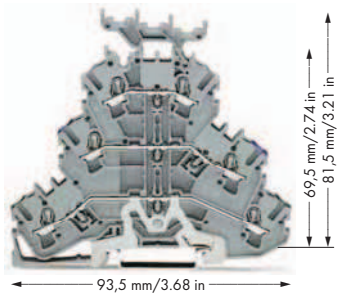

	Item No.	Pack. Unit
Through/through/through terminal block,		
with marker carrier,		
gray housing		
L/L/L	**2002-3231** ❺	50
L/L/N	**2002-3233** ❺	50
Through/through/through terminal block,		
without marker carrier,		
gray housing		
L/L/L	**2002-3201** ❺	50
L/L/N	**2002-3203** ❺	50
Other terminal blocks with the same profile:		
Diode	**2002-3211/1000-410** Page 126	
LED	**2002-3221/1000-434** Page 126	

	Item No.	Pack. Unit
Through/through/through terminal block,		
with marker carrier,		
blue housing		
N/N/N	**2002-3234** ❹ ❺	50
Through/through/through terminal block,		
without marker carrier,		
blue housing		
N/N/N	**2002-3204** ❹ ❺	50

	Item No.	Pack. Unit
Ground conductor/through/through terminal block,		
with marker carrier,		
gray housing		
PE/N/L	**2002-3247** ❺	50
PE/L/L	**2002-3257** ❺	50
Ground conductor/through/through terminal block,		
without marker carrier,		
gray housing		
PE/N/L	**2002-3217** ❺	50
PE/L/L	**2002-3227** ❺	50

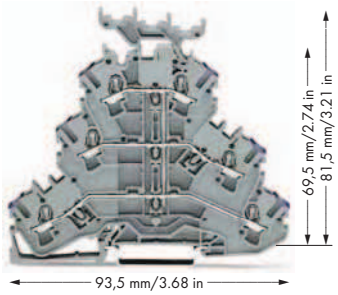

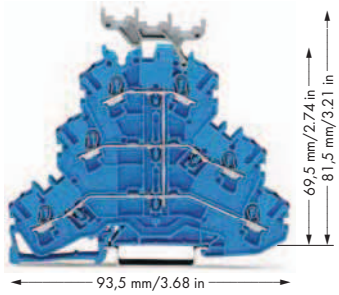



	Item No.	Pack. Unit
6-conductor through terminal block,		
with marker carrier, internal commoning, conductor entry position colored in violet,		
gray housing		
L	**2002-3238** ❺	50
6-conductor through terminal block,		
without marker carrier, internal commoning, conductor entry position colored in violet,		
gray housing		
L	**2002-3208** ❺	50

	Item No.	Pack. Unit
6-conductor through terminal block,		
with marker carrier, internal commoning, conductor entry position colored in violet,		
blue housing		
N	**2002-3239** ❹ ❺	50
6-conductor through terminal block,		
without marker carrier, internal commoning, conductor entry position colored in violet,		
blue housing		
N	**2002-3209** ❹ ❺	50

	Item No.	Pack. Unit
6-conductor ground terminal block,		
with marker carrier, internal commoning,		
green-yellow housing		
PE	**2002-3237** ❺	50
6-conductor ground terminal block,		
without marker carrier, internal commoning,		
green-yellow housing		
PE	**2002-3207** ❺	50

For list of approvals and user guide, see pages 634 to 637.