Diode Terminal Blocks and LED Terminal Blocks 2.5 mm²
280 Series

0.08 - 2.5 mm² | AWG 28 - 14 U_N 250 V, U_{RM} 1000 V 1N4007 - 0.5 A continuous current Terminal block width 5 mm / 0.197 in 8 - 9 mm / 0.33 in ❶	0.08 - 2.5 mm² | AWG 28 - 14 U_N 250 V, U_{RM} 1000 V 1N4007 - 0.5 A continuous current Terminal block width 5 mm / 0.197 in 8 - 9 mm / 0.33 in ❶	0.08 - 2.5 mm² | AWG 28 - 14 24 VDC I_F 0.025 A max. Terminal block width 5 mm / 0.197 in 8 - 9 mm / 0.33 in ❶





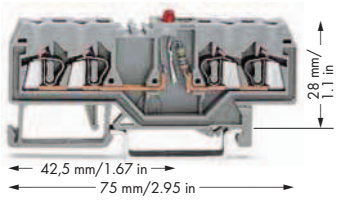

Circuit I Circuit II

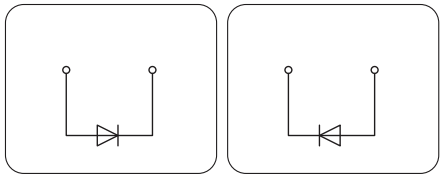

Circuit I Circuit II

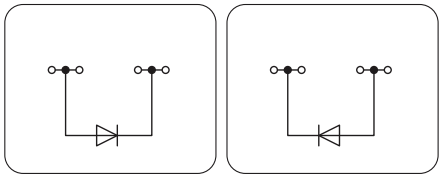

Circuit I Circuit II

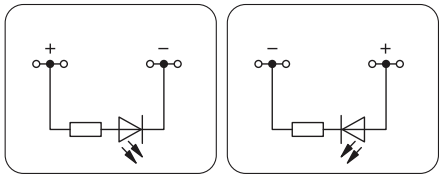

	Item No.	Pack. Unit
2-conductor diode terminal block with 1N4007		
diode, gray		
Circuit I	**280-915/281-410**	100
Circuit II	**280-915/281-411**	100

	Item No.	Pack. Unit
4-conductor diode terminal block with 1N4007		
diode, gray		
Circuit I	**280-815/281-410**	100
Circuit II	**280-815/281-411**	100

	Item No.	Pack. Unit
4-conductor LED terminal block with red LED,		
24 VDC, gray		
Circuit I	**280-809/281-434**	100
Circuit II	**280-809/281-413**	100

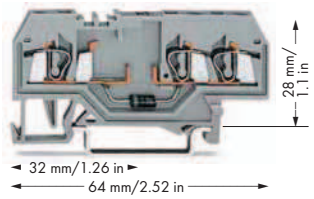

Circuit I Circuit II

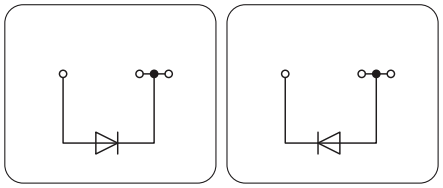

	Item No.	Pack. Unit
Through terminal blocks with same profile,		
see page 164		

	Item No.	Pack. Unit
3-conductor diode terminal block with 1N4007		
diode, gray		
Circuit I	**280-673/281-410**	100
Circuit II	**280-673/281-411**	100

For list of approvals and user guide, see pages 634 to 637.

Circuit Configuration Examples
Diode Terminal Blocks and LED Terminal Blocks

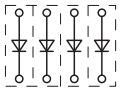

Open diode gates can be created using the following terminal blocks:
280-915/281-410 or
280-915/281-411

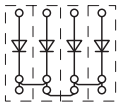

Polarized diode gates with common cathode can be created using the following terminal blocks:
280-673/281-410 or
280-673/281-411

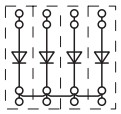

Polarized diode gates with common cathode can be created using the following terminal blocks:
280-815/281-410 or
280-815/281-411

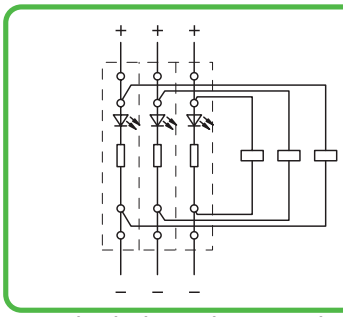

Circuit-related voltage indications can be created using the following terminal blocks:
280-809/281-434 or
280-809/281-413

❶ Strip length, see packaging or instructions.

280 Series Accessories

Appropriate marking system:
WMB (see Section 13)

Insulation stop,			
	5 pcs/strip,		
	0.08 - 0.2 mm² "s" (0.14 mm² "f-st")		
	white	**280-470**	200 (8x25)
Insulation stop,			
	5 pcs/strip,		
	0.25 - 0.5 mm²		
	light gray	**280-471**	200 (8x25)
Insulation stop,			
	5 pcs/strip,		
	0.75 - 1 mm²		
	dark gray	**280-472**	200 (8x25)
Comb-style jumper bar, insulated,			
	I_N = I_N terminal block		
	2-way	**280-482**	200 (8x25)
	3-way	**280-483**	200 (8x25)
Comb-style jumper bar, insulated,			
	I_N = I_N terminal block		
	10-way	**280-490**	50 (2x25)
Alternate comb-style jumper bar,			
	insulated,		
	I_N = I_N terminal block		
	2-way	**280-492**	200 (8x25)
Operating tool, of insulating material			
	2-way	**280-432**	1
	3-way	**280-433**	1
Operating tool, of insulating material			
	10-way	**280-440**	1
Wire commoning chain, 50 connections,			
	insulated, I_N 8 A		
	black	**210-103**	1
Wire commoning chain, 50 connections,			
	insulated, I_N 8 A		
	blue	**210-123**	1

Diode Terminal Blocks 4 mm²
281 Series

0.08 - 4 mm² | AWG 28 - 12 **U_N 250 V, U_{RM} 1000 V** **Terminal block width 6 mm / 0.236 in** **9 - 10 mm / 0.37 in** ❶	**0.08 - 4 mm² | AWG 28 - 12** **U_N 250 V, U_{RM} 1000 V** **Terminal block width 6 mm / 0.236 in** **9 - 10 mm / 0.37 in** ❶	**0.08 - 4 mm² | AWG 28 - 12** **U_N 250 V, U_{RM} 1000 V** **Terminal block width 6 mm / 0.236 in** **9 - 10 mm / 0.37 in** ❶



Circuit I Circuit II

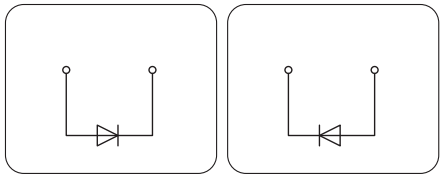



Circuit I Circuit II

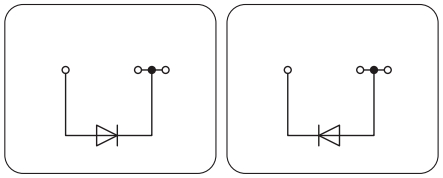



Circuit I Circuit II

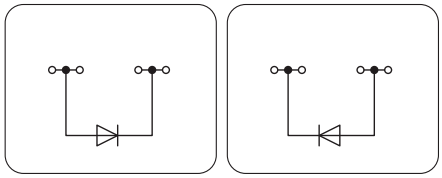

	Item No.	Pack. Unit
2-conductor diode terminal block with 1N4007		
diode, 0.5 A continuous current, gray		
Circuit I	**281-915/281-410**	50
Circuit II	**281-915/281-411**	50
2-conductor diode terminal block with 1N5408		
diode, 1.5 A continuous current, gray		
Circuit I	**281-915/281-400**	50
Circuit II	**281-915/281-401**	50
Other terminal blocks with the same profile:		
Through	**281-901**	Page 170

	Item No.	Pack. Unit
3-conductor diode terminal block with 1N4007		
diode, 0.5 A continuous current, gray		
Circuit I	**281-673/281-410**	50
Circuit II	**281-673/281-411**	50
3-conductor diode terminal block with 1N5408		
diode, 1.5 A continuous current, gray		
Circuit I	**281-673/281-400**	50
Circuit II	**281-673/281-401**	50
Other terminal blocks with the same profile:		
Through	**281-681**	Page 170

	Item No.	Pack. Unit
4-conductor diode terminal block with 1N4007		
diode, 0.5 A continuous current, gray		
Circuit I	**281-665/281-410**	50
Circuit II	**281-665/281-411**	50
4-conductor diode terminal block with 1N5408		
diode, 1.5 A continuous current, gray		
Circuit I	**281-665/281-400**	50
Circuit II	**281-665/281-401**	50
Other terminal blocks with the same profile:		
Through	**281-652**	Page 170

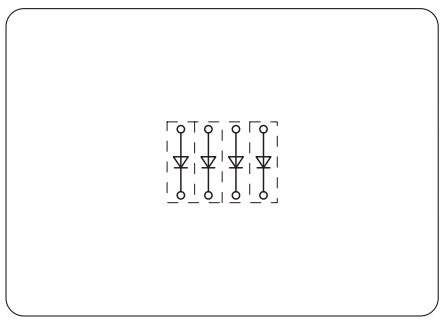

Open diode gate

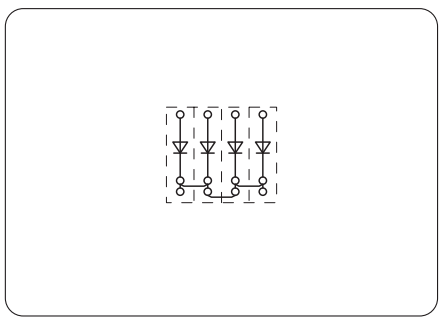

Polarized diode gate, common cathode

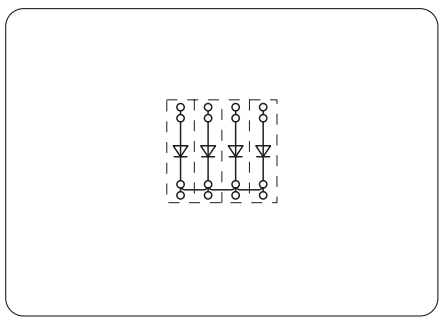

Polarized diode gate, common cathode

For list of approvals and user guide, see pages 634 to 637.