PCB Terminal Strips, Description and Handling 235, 250 and 253 Series

235 Series



Inserting solid conductor via push-in termination.
Terminal strip without push-buttons.



Inserting/removing fine-stranded conductor via push-button.



Removing conductor using a screwdriver.
Terminal strip without push-buttons.



Application example: power supply terminal strip.

250 Series



Marking using self-adhesive strips or by direct printing.
Mixed-color terminal strips (with/without spacer) available upon request.



Space-saving wiring.
Push-in termination of solid conductors.



Testing with 2 mm Ø test plug.

253 Series



Inserting solid conductor via push-in termination.
Front-entry/side-entry wiring.



Removing conductor via 2.5 mm screwdriver.



Terminal strips available in different colors.



Mixed-color terminal strips (with/without spacer) available upon request.

PUSH WIRE® clamps the following copper conductors:



solid



❶ fine-stranded, see following pages

Strip length, see packaging or instructions.

PCB Modular Terminal Blocks and Terminal Strips 1.5 mm²
Pin Spacing 3.81 mm
235 Series

Pin spacing 3.81 mm / 0.15 in
0.5 - 1.5 mm² "sol." ❶ | AWG 20 - 16 "sol."
200 V/4 kV/3, 17.5 A | 300 V, 10 A
500 V/4 kV/2, 17.5 A
9 - 10 mm / 0.37 in
❷ Approvals

Pin spacing 3.81 mm / 0.15 in
0.5 - 1.5 mm² "sol." ❶ | AWG 20 - 16 "sol."
200 V/4 kV/3, 17.5 A | 300 V, 10 A
500 V/4 kV/2, 17.5 A
9 - 10 mm / 0.37 in
❷ Approvals

Pin spacing 3.81 mm / 0.15 in
0.5 - 1.5 mm² "sol." | AWG 20 - 16 "sol."
200 V/4 kV/3, 10 A
400 V/4 kV/2, 10 A | 300 V, 10 A
9 - 10 mm / 0.37 in
❷ Approvals







Color	Item No.	Pack. Unit
1-conductor modular terminal block with push-button ❶, 2 solder pins/pole		
orange	**235-101**	800 (8x100)
red	**235-770**	800 (8x100)
gray	**235-771**	800 (8x100)
dark gray	**235-772**	800 (8x100)
blue	**235-774**	800 (8x100)
white	**235-775**	800 (8x100)
yellow	**235-776**	800 (8x100)
light green	**235-777**	800 (8x100)
black	**235-778**	800 (8x100)
1-conductor modular terminal block without push-button, 2 solder pins/pole		
orange	**235-101/330-000**	800 (8x100)

Pole No. Color	Item No.	Pack. Unit
1-conductor terminal strip with push-buttons ❶, 2 solder pins/pole, orange		
2	**235-102**	520 (4x130)
3	**235-103**	360 (4x90)
4	**235-104**	280 (4x70)
5	**235-105**	220 (4x55)
6	**235-106**	180 (4x45)
7	**235-107**	160 (4x40)
8	**235-108**	140 (4x35)
9	**235-109**	120 (4x30)
10	**235-110**	120 (4x30)
12	**235-112**	100 (4x25)
16	**235-116**	60 (4x15)
24	**235-124**	40 (4x10)
36	**235-136**	20 (4x5)
48	**235-148**	20 (4x5)

Item no. suffix for terminal strips in:

yellow	**. . . /000-002**
black	**. . . /000-004**
red	**. . . /000-005**
blue	**. . . /000-006**
gray	**. . . /000-007**
dark gray	**. . . /000-008**
light green	**. . . /000-017**
white	**. . . /000-050**

For other lengths, please contact factory.

Pole No.	Item No.	Pack. Unit
1-conductor terminal strip without push-buttons, 2 solder pins/pole, orange		
2	**235-102/330-000**	520 (4x130)
3	**235-103/330-000**	360 (4x90)
4	**235-104/330-000**	280 (4x70)
5	**235-105/330-000**	220 (4x55)
6	**235-106/330-000**	180 (4x45)
7	**235-107/330-000**	160 (4x40)
8	**235-108/330-000**	140 (4x35)
9	**235-109/330-000**	120 (4x30)
10	**235-110/330-000**	120 (4x30)
12	**235-112/330-000**	100 (4x25)
16	**235-116/330-000**	60 (4x15)
24	**235-124/330-000**	40 (4x10)
36	**235-136/330-000**	20 (4x5)
48	**235-148/330-000**	20 (4x5)

For other lengths, please contact factory.

Accessories, 235 Series

(Marking strips, see Section 6)



End plate, snap-on type,
1 mm thick
orange **235-600** 100

For more colored end plates,
see page 134.



Spacer, doubles pin spacing
orange **235-316** 100



Operating tool with partially insulated shaft, type 1,
(2.5x0.4) mm blade **210-719** 1

❶ Fine-stranded conductor sizes:
0.75 mm² – 1.5 mm², 4 A

Dimensions

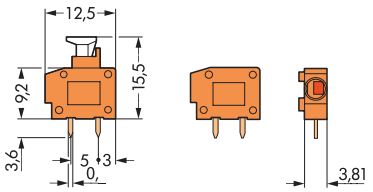

Drilled hole diameter: 1$^{+0.1}$ mm

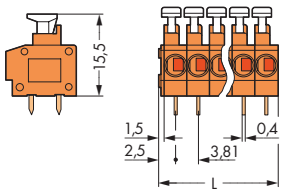

Drilled hole diameter: 1$^{+0.1}$ mm
L = (pole no. x pin spacing) + 1.5 mm

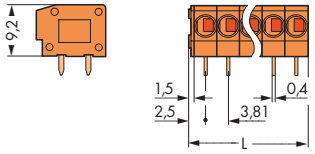

Drilled hole diameter: 1$^{+0.1}$ mm
L = (pole no. x pin spacing) + 1.5 mm

PCB Modular 1-Conductor Terminal Blocks and Terminal Strips 2.5 mm²
Pin Spacing 5/5.08 mm, 7.5/7.62 mm and 10/10.16 mm
235 Series

Pin spacing 5/5.08 mm / 0.2 in
0.5 - 2.5 mm² "sol." | AWG 20 - 14 "sol."
(1.5 mm² "sol." with push-button)
250 V/4 kV/3, 24 A | 300 V, 10 A
630 V/4 kV/2, 24 A | 300 V, 15 A
9 - 10 mm / 0.37 in
❶ Approvals

Pin spacing 7.5/7.62 mm / 0.3 in
0.5 - 2.5 mm² "sol." | AWG 20 - 14 "sol."
(1.5 mm² "sol." with push-button)
400 V/6 kV/3, 24 A | 300 V, 10 A
1000 V/6 kV/2, 24 A | 300 V, 15 A
9 - 10 mm / 0.37 in
❶ Approvals

Pin spacing 10/10.16 mm / 0.4 in
0.5 - 2.5 mm² "sol." | AWG 20 - 14 "sol."
(1.5 mm² "sol." with push-button)
630 V/8 kV/3, 24 A | 300 V, 10 A
1000 V/8 kV/2, 24 A | 300 V, 15 A
9 - 10 mm / 0.37 in
❶ Approvals







Color Pole No.	Item No.	Item No.	Pack. Unit
1-conductor modular terminal block, 2 solder pins/pole			
	with push-button	**without**	
gray	**235-401/331-000**	**235-401**	800
red	**235-740/331-000**		800
yellow	**235-741/331-000**		800
dark gray	**235-742/331-000**	**235-742**	800
light gray	**235-743/331-000**	**235-743**	800
blue	**235-744/331-000**	**235-744**	800
white	**235-745/331-000**		800
orange	**235-746/331-000**	**235-746**	800
light green	**235-747/331-000**	**235-747**	800
black	**235-748/331-000**		800
violet	**235-749/331-000**		800
1-conductor terminal strip without push-buttons,			
2 solder pins/pole, standard lengths, gray			
2	**235-402** 420	12	**235-412** 60
3	**235-403** 280	16	**235-416** 60
:	:	24	**235-424** 40
9	**235-409** 100	36	**235-436** 20
10	**235-410** 80	48	**235-448** 20

Color Pole No.	Item No.	Item No.	Pack. Unit
1-conductor modular terminal block, 2 solder pins/pole			
	with push-button	**without**	
gray	**235-501/331-000**	**235-501**	600
dark gray	**235-752/331-000**	**235-752**	600
light gray	**235-753/331-000**	**235-753**	600
blue	**235-754/331-000**	**235-754**	600
white	**235-755/331-000**		600
orange	**235-756/331-000**	**235-756**	600
light green	**235-757/331-000**	**235-757**	600
black	**235-758/331-000**		600
1-conductor terminal strip without push-buttons,			
2 solder pins/pole, standard lengths, gray			
2	**235-502** 280	8	**235-508** 60
3	**235-503** 200	9	**235-509** 60
4	**235-504** 140	10	**235-510** 60
5	**235-505** 120	12	**235-512** 40
6	**235-506** 100	16	**235-516** 40
7	**235-507** 80	24	**235-524** 20
For custom terminal strips, please contact factory.			

Color Pole No.	Item No.	Item No.	Pack. Unit
1-conductor modular terminal block, 2 solder pins/pole			
	with push-button	**without**	
gray	**235-801/331-000**	**235-801**	400
dark gray	**235-762/331-000**	**235-762**	400
light gray	**235-763/331-000**	**235-763**	400
blue	**235-764/331-000**	**235-764**	400
white	**235-765/331-000**		400
orange	**235-766/331-000**	**235-766**	400
light green	**235-767/331-000**	**235-767**	400
black	**235-768/331-000**		400
1-conductor terminal strip without push-buttons,			
2 solder pins/pole, standard lengths, gray			
2	**235-802** 220	8	**235-808** 40
3	**235-803** 140	9	**235-809** 40
4	**235-804** 120	10	**235-810** 40
5	**235-805** 80	12	**235-812** 40
6	**235-806** 80	16	**235-816** 20
7	**235-807** 60	24	**235-824** 20
For custom terminal strips, please contact factory.			

Accessories, 235 Series Modular Terminal Blocks and Terminal Strips (Marking strips, see Section 6)



End plates, snap-on type, 1 mm thick

gray	**235-100**	100
dark gray	**235-200**	100
light gray	**235-300**	100
blue	**235-400**	100
black	**235-500**	100
yellow	**235-550**	100



Spacer, doubles pin spacing

gray	**235-701**	100



End plates, snap-on type, 1 mm thick

orange	**235-600**	100
violet	**235-650**	100
light green	**235-700**	100
red	**235-800**	100
white	**235-850**	100



Operating tool with partially insulated shaft, type 2, (3.5x0.5) mm blade **210-720** 1

Item no. suffix for colored terminal strips **with/without** push-buttons ❸

blue	. . . /. . . **-006**
dark gray	. . . /. . . **-008**
light gray	. . . /. . . **-009**
orange	. . . /. . . **-012**
light green	. . . /. . . **-017**

❸ Fine-stranded conductor sizes:
0.25 mm² – 0.5 mm², 2 A
0.75 mm² – 1.5 mm², 6 A

Dimensions

(Adjust pin spacing by pulling on the end blocks so that they expand to satisfy the hole centers required.) **L = (pole no. x pin spacing) + 1.5 mm**

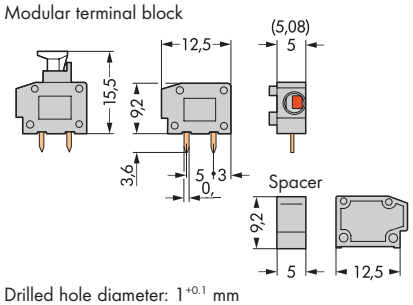

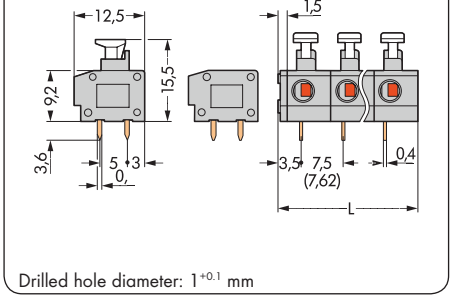

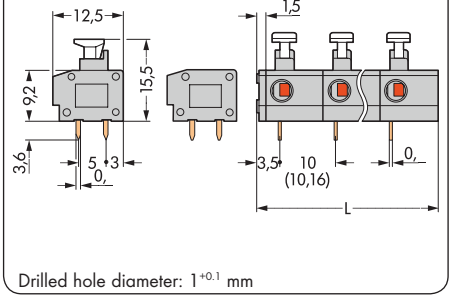

❶ Approvals are available online at: www.wago.com.

For technical explanations and abbreviations, see technical section.

PCB 2-Conductor Modular Terminal Blocks 0.75 mm²
Pin Spacing 5/5.08 mm, 7.5/7.62 mm and 10/10.16 mm
235 Series

Pin spacing 5/5.08 mm / 0.2 in	Pin spacing 7.5/7.62 mm / 0.3 in	Pin spacing 10/10.16 mm / 0.4 in
2 x 0.25 - 0.75 mm² "sol." | 2 x AWG 24 - 18 "sol."	2 x 0.25 - 0.75 mm² "sol." | 2 x AWG 24 - 18 "sol."	2 x 0.25 - 0.75 mm² "sol." | 2 x AWG 24 - 18 "sol."
250 V/4 kV/3, 10 A | 300 V, 10 A	400 V/6 kV/3, 10 A | 300 V, 10 A	630 V/8 kV/3, 10 A | 300 V, 10 A
630 V/4 kV/2, 10 A	1000 V/6 kV/2, 10 A	1000 V/8 kV/2, 10 A
9 - 10 mm / 0.37 in	9 - 10 mm / 0.37 in	9 - 10 mm / 0.37 in
❶ Approvals	❶ Approvals	❶ Approvals





Color Pole No.	Item No.	Item No.	Pack. Unit
2-conductor modular terminal block, 2 solder pins/pole			
	with push-button	**without**	
gray	**235-711/331-000**	**235-711**	800
dark gray	**235-712/331-000**	**235-712**	800
light gray	**235-713/331-000**	**235-713**	800
blue	**235-714/331-000**	**235-714**	800
orange	**235-716/331-000**	**235-716**	800
light green	**235-717/331-000**	**235-717**	800
2-conductor terminal strip without push-buttons,			
2 solder pins/pole, standard lengths, gray			
2	**235-452** 420	9 **235-459**	100
3	**235-453** 280	10 **235-460**	80
4	**235-454** 220	12 **235-462**	60
5	**235-455** 180	16 **235-466**	60
6	**235-456** 140	24 **235-474**	40
7	**235-457** 120	36 **235-486**	20
8	**235-458** 100	48 **235-498**	20

Color Pole No.	Item No.	Item No.	Pack. Unit
2-conductor modular terminal block, 2 solder pins/pole			
	with push-button	**without**	
gray	**235-551/331-000**	**235-551**	600
dark gray	**235-722/331-000**	**235-722**	600
light gray	**235-723/331-000**	**235-723**	600
❷ blue	**235-724/331-000**	**235-724**	600
orange	**235-726/331-000**	**235-726**	600
light green	**235-727/331-000**	**235-727**	600
2-conductor terminal strip without push-buttons,			
2 solder pins/pole, standard lengths, gray			
2	**235-552** 280	8 **235-558**	60
3	**235-553** 140	9 **235-559**	60
4	**235-554** 120	10 **235-560**	60
5	**235-555** 80	12 **235-562**	40
6	**235-556** 80	16 **235-566**	40
7	**235-557** 60	24 **235-574**	20

Color Pole No.	Item No.	Item No.	Pack. Unit
2-conductor modular terminal block, 2 solder pins/pole			
	with push-button	**without**	
gray	**235-851/331-000**	**235-851**	400
dark gray	**235-732/331-000**	**235-732**	400
light gray	**235-733/331-000**	**235-733**	400
❷ blue	**235-734/331-000**	**235-734**	400
orange	**235-736/331-000**	**235-736**	400
light green	**235-737/331-000**	**235-737**	400
2-conductor terminal strip without push-buttons,			
2 solder pins/pole, standard lengths, gray			
2	**235-852** 220	8 **235-858**	40
3	**235-853** 140	9 **235-859**	40
4	**235-854** 120	10 **235-860**	40
5	**235-855** 80	12 **235-862**	40
6	**235-856** 80	16 **235-866**	20
7	**235-857** 60	24 **235-874**	20

Accessories, 235 Series Modular Terminal Blocks and Terminal Strips (Marking strips, see Section 6)



End plates, snap-on type, 1 mm thick

gray	**235-100**	100
dark gray	**235-200**	100
light gray	**235-300**	100
blue	**235-400**	100
orange	**235-600**	100
light green	**235-700**	100



Spacer, doubles pin spacing

gray	**235-701**	100



Item no. suffix for 2-conductor terminal strips with push-buttons **. . . /331-000**

Item no. suffix for terminal strips in:

❷ blue	**. . . /. . . -006**
dark gray	**. . . /. . . -008**
light gray	**. . . /. . . -009**
orange	**. . . /. . . -012**
light green	**. . . /. . . -017**

❷ Terminal blocks with blue insulation are suitable for Ex i applications (only for 7.5/7.62 mm and 10/10.16 mm pin spacing).

Dimensions

(Adjust pin spacing by pulling on the end blocks so that they expand to satisfy the hole centers required.) **L = (pole no. x pin spacing) + 1.5 mm**

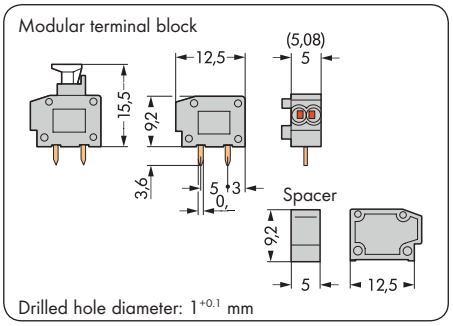

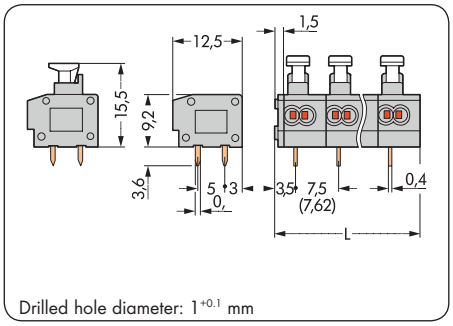

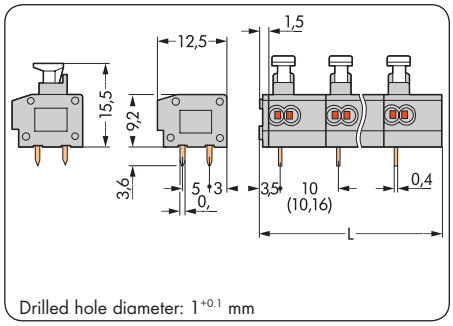

PCB Terminal Strips with Push-Buttons 0.8 mm Ø and 1.5 mm²
Pin Spacing 2.5 mm; 2.54 mm and 3.5 mm
250 Series

Pin spacing 2.5 mm / 0.098 in Pin spacing 2.54 mm / 0.1 in	Pin spacing 3.5 mm / 0.138 in	Pin spacing 3.5 mm / 0.138 in
0.4 - 0.8 mm Ø "sol." ❶ | AWG 24 - 20 "sol." 160 V/2.5 kV/2 | 300 V, 5 A I_N 4 A | 300 V, 2 A 8.5 – 9.5 mm / 0.34 in ❸ Approvals	0.2 - 1.5 mm² "s+st" | AWG 24 - 16 "sol." 160 V/2.5 kV/2 | 300 V, 5 A ❷ I_N 8 A ❷ | 300 V, 10 A 8.5 - 9.5 mm / 0.34 in ❸ Approvals	0.2 - 1.5 mm² "s+st" | AWG 24 - 16 "sol." 320 V/4 kV/2 | 300 V, 5 A ❷ I_N 8 A ❷ | 300 V, 10 A 8.5 - 9.5 mm / 0.34 in ❸ Approvals







Pole No. Color	Item No.	Pack. Unit	Item No.	Pack. Unit
1-conductor terminal strip with push-buttons, 1 staggered solder pin/pole, with test slot for test pin up to 1.3 mm Ø, gray				
Pin spacing	2.5 mm/0.098 in		2.54 mm/0.1 in	
2	**250-402**	720	**250-1402**	720
3	**250-403**	520	**250-1403**	520
4	**250-404**	400	**250-1404**	400
:	:	:		
11	**250-411**	160	**250-1411**	160
12	**250-412**	140	**250-1412**	140
:	:	:		
19	**250-419**	80	**250-1419**	80
20	**250-420**	80	**250-1420**	80
21	**250-421**	80	**250-1421**	80
22	**250-422**	80	**250-1422**	80
23	**250-423**	80	**250-1423**	60
24	**250-424**	60	**250-1424**	60
For 2.5 mm and 2.54 mm pin spacing				
Item no. suffix for terminal strips in:				
black	.../000-004			
red	.../000-005			
blue	.../000-006			
light gray	.../000-009			
orange	.../000-012			
violet	.../000-024			
white	.../000-050			
For other colors, please contact factory.				

Pole No. Color	Item No.	Pack. Unit
1-conductor terminal strip with push-buttons, 1 front solder pin/pole, with test slots for test pin up to 1.3 mm Ø, gray		
2	**250-102**	560 (4x140)
3	**250-103**	400 (4x100)
4	**250-104**	300 (4x75)
5	**250-105**	240 (4x60)
:	:	
11	**250-111**	120 (4x30)
12	**250-112**	100 (4x25)
:	:	
17	**250-117**	80 (4x20)
18	**250-118**	60 (4x15)
19	**250-119**	60 (4x15)
20	**250-120**	60 (4x15)
21	**250-121**	60 (4x15)
22	**250-122**	60 (4x15)
23	**250-123**	60 (4x15)
24	**250-124**	40 (4x10)
For 3.5 mm pin spacing		
Item no. suffix for terminal strips in:		
yellow	.../000-002	
black	.../000-004	
red	.../000-005	
blue	.../000-006	
light gray	.../000-009	
orange	.../000-012	

Pole No. Color	Item No.	Pack. Unit
1-conductor terminal strip with push-buttons, 1 staggered solder pin/pole, with test slot for test pin up to 1.3 mm Ø, gray		
2	**250-202**	560 (4x140)
3	**250-203**	400 (4x100)
4	**250-204**	300 (4x75)
5	**250-205**	240 (4x60)
:	:	
11	**250-211**	120 (4x30)
12	**250-212**	100 (4x25)
:	:	
17	**250-217**	80 (4x20)
18	**250-218**	60 (4x15)
19	**250-219**	60 (4x15)
20	**250-220**	60 (4x15)
21	**250-221**	60 (4x15)
22	**250-222**	60 (4x15)
23	**250-223**	60 (4x15)
24	**250-224**	40 (4x10)
brown	.../000-014	
light green	.../000-017	
violet	.../000-024	
white	.../000-050	
For other colors, please contact factory.		

Accessories, 250 Series

(Marking strips, see Section 6)

❶ Fine-stranded conductor sizes: 0.2 mm² – 0.5 mm²



Test pin, 1 mm Ø, with solder connection for test cable
735-500 1



Operating tool with partially insulated shaft, type 1, (2.5x0.4) mm blade **210-719** 1

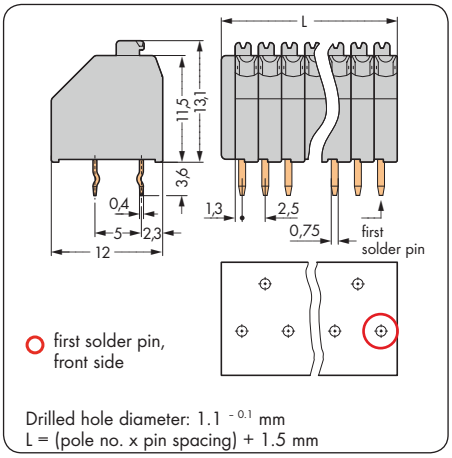

Drilled hole diameter: 1.1 $^{-0.1}$ mm
L = (pole no. x pin spacing) + 1.5 mm

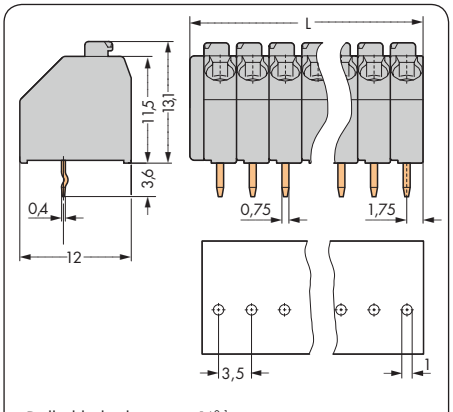

Drilled hole diameter: 1 $^{+0.1}$ mm
L = (pole no. x pin spacing) + 1.5 mm

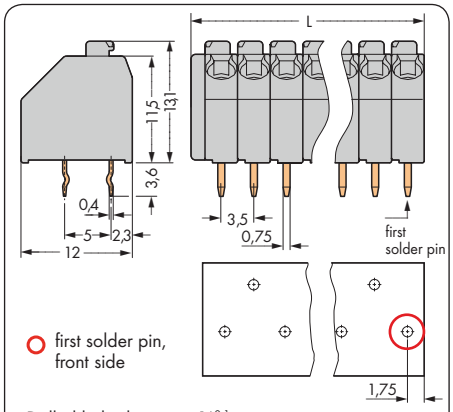

Drilled hole diameter: 1 $^{+0.1}$ mm
L = (pole no. x pin spacing) + 1.5 mm

❷ Higher currents upon request ❸ Approvals are available online at: www.wago.com.