# PCB Terminal Strips, Description and Handling 255, 256 and 257 Series

## 255 Series



Inserting/removing conductor via push-button – 255 Series.



Testing with test probes.



Inserting/removing conductor via finger-operated lever – 255 Series.

For terminal strips with finger-operated levers, see Full Line Catalog, Volume 2.




Factory direct printing.

## 256 Series



Inserting/removing conductor via push-button – 256 Series.



Possible conductor arrangement with terminal strips staggered (for 256 Series only).



Inserting/removing conductor via finger-operated lever – 256 Series.

For terminal strips with finger-operated levers, see Full Line Catalog, Volume 2.




Marking with self-adhesive marking strips.

## 257 Series



Inserting/removing conductor via push-button – 257 Series.
Angled push-button, side-entry.
Straight push-button, front-entry.



Testing with test plug adapter.



Inserting/removing conductor via finger-operated lever – 257 Series.

For terminal strips with finger-operated levers, see Full Line Catalog, Volume 2.




Series 255 256 257
Conductor entry angles.

**CAGE CLAMP® clamps the following copper conductors:**



solid



stranded



fine-stranded



tip-bonded



with ferrule



with pin terminal

Strip length, see packaging or instructions.

# PCB Modular Terminal Blocks and Terminal Strips 2.5 mm²
# Pin Spacing 5/5.08 mm, 7.5/7.62 mm and 10/10.16 mm
# 255 and 256 Series

| Pin spacing 5/5.08 mm / 0.2 in | Pin spacing 7.5/7.62 mm / 0.3 in | Pin spacing 10/10.16 mm / 0.4 in |
|---|---|---|
| 0.08 - 2.5 mm² \| AWG 28 - 12* | 0.08 - 2.5 mm² \| AWG 28 - 12* | 0.08 - 2.5 mm² \| AWG 28 - 12* |
| 250 V/4 kV/3, 16 A \| 300 V, 15 A | 400 V/6 kV/3, 16 A \| 300 V, 15 A | 500 V/6 kV/3, 16 A \| 300 V, 15 A |
| 500 V/4 kV/2, 16 A \| 300/600 V, 15/5 A | 800 V/6 kV/2, 16 A \| 300/600 V, 15/5 A | 1000 V/6 kV/2, 16 A \| 300/600 V, 15/5 A |
| 5 - 6 mm / 0.22 in | 5 - 6 mm / 0.22 in | 5 - 6 mm / 0.22 in |
| ❶ Approvals | ❶ Approvals | ❶ Approvals |










| Color<br>Pole No. | Item No. | Pack. Unit | Item No. | Pack. Unit |
|---|---|---|---|---|
| **Modular terminal block,** | | | | |
| **2 solder pins/pole** | | | | |
| gray | **255-401** | 500 | **256-401** | 600 |
| red | **255-740** | 500 | **256-740** | 600 |
| dark gray | **255-742** | 500 | **256-742** | 600 |
| light gray (Ex) | **255-743** | 500 | **256-743** | 600 |
| blue | **255-744** | 500 | **256-744** | 600 |
| orange | **255-746** | 500 | **256-746** | 600 |
| light green | **255-747** | 500 | **256-747** | 600 |
| **Terminal strip,** gray, standard lengths,** | | | | |
| **2 solder pins/pole** | | | | |
| 2 | **255-402** | 400 | **256-402** | 400 |
| 3 | **255-403** | 280 | **256-403** | 280 |
| 4 | **255-404** | 200 | **256-404** | 200 |
| : | : | : | | |
| 9 | **255-409** | 100 | **256-409** | 100 |
| 10 | **255-410** | 80 | **256-410** | 80 |
| 12 | **255-412** | 60 | **256-412** | 60 |
| 16 | **255-416** | 60 | **256-416** | 60 |
| 24 | **255-424** | 40 | **256-424** | 40 |
| 36 | **255-436** | 20 | **256-436** | 20 |
| 48 | **255-448** | 20 | **256-448** | 20 |

| Color<br>Pole No. | Item No. | Pack. Unit | Item No. | Pack. Unit |
|---|---|---|---|---|
| **Modular terminal block,** | | | | |
| **2 solder pins/pole** | | | | |
| gray | **255-501** | 400 | **256-501** | 400 |
| red | **255-750** | 400 | **256-750** | 400 |
| dark gray | **255-752** | 400 | **256-752** | 400 |
| light gray (Ex) | **255-753** | 400 | **256-753** | 400 |
| blue | **255-754** | 400 | **256-754** | 400 |
| orange | **255-756** | 400 | **256-756** | 400 |
| light green | **255-757** | 400 | **256-757** | 400 |
| **Terminal strip,** gray, standard lengths,** | | | | |
| **2 solder pins/pole** | | | | |
| 2 | **255-502** | 280 | **256-502** | 280 |
| 3 | **255-503** | 180 | **256-503** | 180 |
| 4 | **255-504** | 140 | **256-504** | 140 |
| : | : | : | | |
| 7 | **255-507** | 80 | **256-507** | 80 |
| 8 | **255-508** | 60 | **256-508** | 60 |
| 9 | **255-509** | 60 | **256-509** | 60 |
| 10 | **255-510** | 60 | **256-510** | 60 |
| 12 | **255-512** | 40 | **256-512** | 40 |
| 16 | **255-516** | 40 | **256-516** | 40 |
| 24 | **255-524** | 20 | **256-524** | 20 |

| Color<br>Pole No. | Item No. | Pack. Unit | Item No. | Pack. Unit |
|---|---|---|---|---|
| **Modular terminal block,** | | | | |
| **2 solder pins/pole** | | | | |
| gray | **255-601** | 300 | **256-601** | 300 |
| red | **255-760** | 300 | **256-760** | 300 |
| dark gray | **255-762** | 300 | **256-762** | 300 |
| light gray (Ex) | **255-763** | 300 | **256-763** | 300 |
| blue | **255-764** | 300 | **256-764** | 300 |
| orange | **255-766** | 300 | **256-766** | 300 |
| light green | **255-767** | 300 | **256-767** | 300 |
| **Terminal strip,** gray, standard lengths,** | | | | |
| **2 solder pins/pole** | | | | |
| 2 | **255-602** | 200 | **256-602** | 200 |
| 3 | **255-603** | 140 | **256-603** | 140 |
| 4 | **255-604** | 100 | **256-604** | 100 |
| : | : | : | | |
| 7 | **255-607** | 60 | **256-607** | 60 |
| 8 | **255-608** | 60 | **256-608** | 60 |
| 9 | **255-609** | 40 | **256-609** | 40 |
| 10 | **255-610** | 40 | **256-610** | 40 |
| 12 | **255-612** | 40 | **256-612** | 40 |
| 16 | **255-616** | 20 | **256-616** | 20 |
| 24 | **255-624** | 20 | **256-624** | 20 |

## Accessories, 255 and 256 Series

(Marking strips, see Section 6)

**Item no. suffix for colored terminal strips, see page 119



**Spacer,** 5/5.08 mm thick, doubles pin spacing

| | | |
|---|---|---|
| gray | **255-801** | 100 |



**Spacer,** 7.5/7.62 mm thick, doubles pin spacing

| | | |
|---|---|---|
| gray | **255-811** | 100 |



**Spacer,** 10/10.16 mm thick, doubles pin spacing

| | | |
|---|---|---|
| gray | **255-821** | 100 |



**End plates,** snap-on type, 1 mm thick

**255 Series**

| | | |
|---|---|---|
| gray | **255-100** | 100 |
| dark gray | **255-200** | 100 |
| light gray | **255-300** | 100 |
| blue | **255-400** | 100 |
| red | **255-500** | 100 |
| orange | **255-600** | 100 |
| light green | **255-700** | 100 |





**End plates,** snap-on type, 1 mm thick

**256 Series**

| | | |
|---|---|---|
| gray | **256-100** | 100 |
| dark gray | **256-200** | 100 |
| light gray | **256-300** | 100 |
| blue | **256-400** | 100 |
| red | **256-500** | 100 |
| orange | **256-600** | 100 |
| light green | **256-700** | 100 |

**Dimensions (in mm)** (Adjust pin spacing by pulling on the end blocks so that they expand to satisfy the hole centers required.)

(Ex) Terminal blocks for Ex e II applications see Full Line Catalog, Volume 2

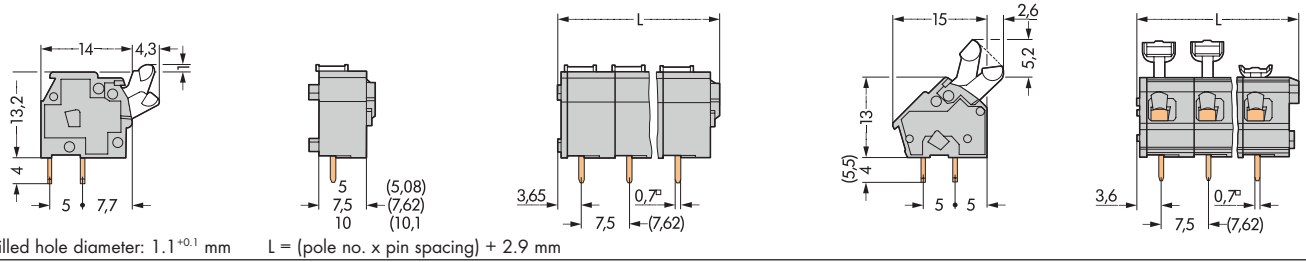


Drilled hole diameter: $1.1^{+0.1}$ mm  L = (pole no. x pin spacing) + 2.9 mm

❶ Approvals are available online at: www.wago.com.  *AWG 12: THHN, THWN

For technical explanations and abbreviations, see technical section.

# PCB Modular Terminal Blocks and Terminal Strips 2.5 mm² Pin Spacing 5/5.08 mm, 7.5/7.62 mm and 10/10.16 mm 257 Series

CAGE CLAMP®

## Pin spacing 5/5.08 mm / 0.2 in

0.08 - 2.5 mm² | AWG 28 - 12*
250 V/4 kV/3, 16 A | 300 V, 15 A
500 V/4 kV/2, 16 A | 300/600 V, 15/5 A
5 - 6 mm / 0.22 in

❶ Approvals

## Pin spacing 7.5/7.62 mm / 0.3 in

0.08 - 2.5 mm² | AWG 28 - 12*
400 V/6 kV/3, 16 A | 300 V, 15 A
800 V/6 kV/2, 16 A | 300/600 V, 15/5 A
5 - 6 mm / 0.22 in

❶ Approvals

## Pin spacing 10/10.16 mm / 0.4 in

0.08 - 2.5 mm² | AWG 28 - 12*
500 V/6 kV/3, 16 A | 300 V, 15 A
1000 V/6 kV/2, 16 A | 300/600 V, 15/5 A
5 - 6 mm / 0.22 in

❶ Approvals










| Color<br>Pole No. | Item No. | Item No. | Pack. Unit |
|---|---|---|---|
| **Modular terminal block,** | | | |
| **2 solder pins/pole** | | | |
| | Push-button | Push-button | |
| | angled | straight | |
| gray | **257-451** | **257-401** | 500 |
| red | **257-840** | **257-740** | 500 |
| dark gray | **257-842** | **257-742** | 500 |
| light gray (Ex) | **257-843** | **257-743** | 500 |
| blue | **257-844** | **257-744** | 500 |
| orange | **257-846** | **257-746** | 500 |
| light green | **257-847** | **257-747** | 500 |
| **Terminal strip,** gray, standard lengths, | | | |
| **2 solder pins / pole** | | | |
| 2 | **257-452** | **257-402** | 400 |
| 3 | **257-453** | **257-403** | 280 |
| : | : | : | |
| 10 | **257-460** | **257-410** | 80 |
| 12 | **257-462** | **257-412** | 80 |
| 16 | **257-466** | **257-416** | 60 |
| 24 | **257-474** | **257-424** | 40 |
| 36 | **257-486** | **257-436** | 20 |
| 48 | **257-498** | **257-448** | 20 |

| Color<br>Pole No. | Item No. | Item No. | Pack. Unit |
|---|---|---|---|
| **Modular terminal block,** | | | |
| **2 solder pins/pole** | | | |
| | Push-button | Push-button | |
| | angled | straight | |
| gray | **257-551** | **257-501** | 400 |
| red | **257-850** | **257-750** | 400 |
| dark gray | **257-852** | **257-752** | 400 |
| light gray (Ex) | **257-853** | **257-753** | 400 |
| 2 blue | **257-854** | **257-754** | 400 |
| orange | **257-856** | **257-756** | 400 |
| light green | **257-857** | **257-757** | 400 |
| **Terminal strip,** gray, standard lengths, | | | |
| **2 solder pins / pole** | | | |
| 2 | **257-552** | **257-502** | 280 |
| 3 | **257-553** | **257-503** | 200 |
| 4 | **257-554** | **257-504** | 140 |
| : | : | : | |
| 9 | **257-559** | **257-509** | 60 |
| 10 | **257-560** | **257-510** | 60 |
| 12 | **257-562** | **257-512** | 40 |
| 16 | **257-566** | **257-516** | 40 |
| 24 | **257-574** | **257-524** | 20 |

| Color<br>Pole No. | Item No. | Item No. | Pack. Unit |
|---|---|---|---|
| **Modular terminal block,** | | | |
| **2 solder pins/pole** | | | |
| | Push-button | Push-button | |
| | angled | straight | |
| gray | **257-651** | **257-601** | 300 |
| red | **257-860** | **257-760** | 300 |
| dark gray | **257-862** | **257-762** | 300 |
| light gray (Ex) | **257-863** | **257-763** | 300 |
| 2 blue | **257-864** | **257-764** | 300 |
| orange | **257-866** | **257-766** | 300 |
| light green | **257-867** | **257-767** | 300 |
| **Terminal strip,** gray, standard lengths, | | | |
| **2 solder pins / pole** | | | |
| 2 | **257-652** | **257-602** | 200 |
| 3 | **257-653** | **257-603** | 140 |
| 4 | **257-654** | **257-604** | 100 |
| : | : | : | |
| 9 | **257-659** | **257-609** | 40 |
| 10 | **257-660** | **257-610** | 40 |
| 12 | **257-662** | **257-612** | 40 |
| 16 | **257-666** | **257-616** | 20 |
| 24 | **257-674** | **257-624** | 20 |

## Accessories, 257 Series

(Marking strips, see Section 6)



**Spacer,** 5/5.08 mm thick, doubles pin spacing

| | | |
|---|---|---|
| gray | **257-801** | 100 |



**Spacer,** 7.5/7.62 mm thick, doubles pin spacing

| | | |
|---|---|---|
| gray | **257-811** | 100 |



**Spacer,** 10/10.16 mm thick, doubles pin spacing

| | | |
|---|---|---|
| gray | **257-821** | 100 |

**End plates,** snap-on type, 1 mm thick



| 257 Series | | |
|---|---|---|
| gray | **257-100** | 100 |
| dark gray | **257-200** | 100 |
| light gray | **257-300** | 100 |
| blue | **257-400** | 100 |
| red | **257-500** | 100 |
| orange | **257-600** | 100 |
| light green | **257-700** | 100 |



Item no. suffix for terminal strips in:

| | |
|---|---|
| red | . . . /000-005 |
| 2 blue | . . . /000-006 |
| dark gray | . . . /000-008 |
| light gray | . . . /000-009 |
| orange | . . . /000-012 |
| light green | . . . /000-017 |

2 Terminal blocks with blue insulation are suitable for Ex i applications (only for 7.5/7.62 mm and 10/10.16 mm pin spacing).

## Dimensions (in mm)

(Adjust pin spacing by pulling on the end blocks so that they expand to satisfy the hole centers required.)

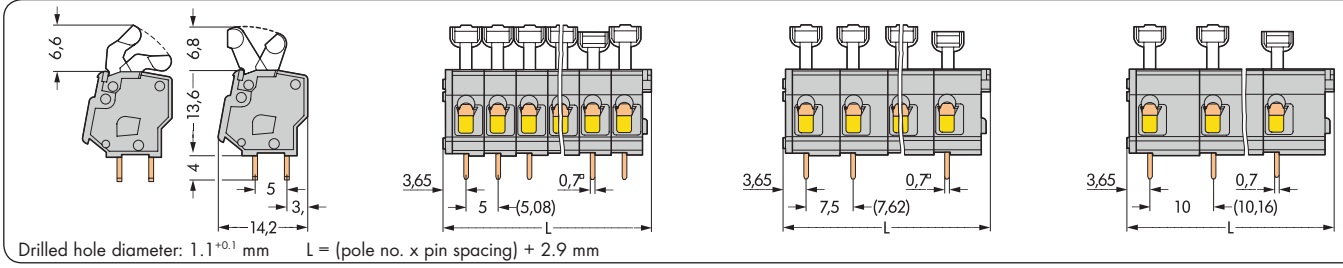


Drilled hole diameter: 1.1$^{+0.1}$ mm  L = (pole no. x pin spacing) + 2.9 mm

Please find the entire product range in our Full Line Catalog, Volume 2. For more information, please visit www.wago.com.