PCB Terminal Strips, Description and Handling 255, 256 and 257 Series

255 Series



Inserting/removing conductor via push-button – 255 Series.



Testing with test probes.



Inserting/removing conductor via finger-operated lever – 255 Series.

For terminal strips with finger-operated levers, see Full Line Catalog, Volume 2.



Factory direct printing.

256 Series



Inserting/removing conductor via push-button – 256 Series.



Possible conductor arrangement with terminal strips staggered (for 256 Series only).



Inserting/removing conductor via finger-operated lever – 256 Series.

For terminal strips with finger-operated levers, see Full Line Catalog, Volume 2.



Marking with self-adhesive marking strips.

257 Series



Inserting/removing conductor via push-button – 257 Series.
Angled push-button, side-entry.
Straight push-button, front-entry.



Testing with test plug adapter.



Inserting/removing conductor via finger-operated lever – 257 Series.

For terminal strips with finger-operated levers, see Full Line Catalog, Volume 2.



Series 255 256 257
Conductor entry angles.

CAGE CLAMP® clamps the following copper conductors:



solid



stranded



fine-stranded



tip-bonded



with ferrule



with pin terminal

Strip length, see packaging or instructions.

PCB Modular Terminal Blocks and Terminal Strips 2.5 mm²
Pin Spacing 5/5.08 mm, 7.5/7.62 mm and 10/10.16 mm
255 and 256 Series

Pin spacing 5/5.08 mm / 0.2 in	Pin spacing 7.5/7.62 mm / 0.3 in	Pin spacing 10/10.16 mm / 0.4 in
0.08 - 2.5 mm² | AWG 28 - 12*	0.08 - 2.5 mm² | AWG 28 - 12*	0.08 - 2.5 mm² | AWG 28 - 12*
250 V/4 kV/3, 16 A | 300 V, 15 A	400 V/6 kV/3, 16 A | 300 V, 15 A	500 V/6 kV/3, 16 A | 300 V, 15 A
500 V/4 kV/2, 16 A | 300/600 V, 15/5 A	800 V/6 kV/2, 16 A | 300/600 V, 15/5 A	1000 V/6 kV/2, 16 A | 300/600 V, 15/5 A
5 - 6 mm / 0.22 in	5 - 6 mm / 0.22 in	5 - 6 mm / 0.22 in
❶ Approvals	❶ Approvals	❶ Approvals







Color Pole No.	Item No.	Pack. Unit	Item No.	Pack. Unit
Modular terminal block,				
2 solder pins/pole				
gray	**255-401**	500	**256-401**	600
red	**255-740**	500	**256-740**	600
dark gray	**255-742**	500	**256-742**	600
light gray (Ex)	**255-743**	500	**256-743**	600
blue	**255-744**	500	**256-744**	600
orange	**255-746**	500	**256-746**	600
light green	**255-747**	500	**256-747**	600
Terminal strip, gray, standard lengths,**				
2 solder pins/pole				
2	**255-402**	400	**256-402**	400
3	**255-403**	280	**256-403**	280
4	**255-404**	200	**256-404**	200
:	:	:		
9	**255-409**	100	**256-409**	100
10	**255-410**	80	**256-410**	80
12	**255-412**	60	**256-412**	60
16	**255-416**	60	**256-416**	60
24	**255-424**	40	**256-424**	40
36	**255-436**	20	**256-436**	20
48	**255-448**	20	**256-448**	20

Color Pole No.	Item No.	Pack. Unit	Item No.	Pack. Unit
Modular terminal block,				
2 solder pins/pole				
gray	**255-501**	400	**256-501**	400
red	**255-750**	400	**256-750**	400
dark gray	**255-752**	400	**256-752**	400
light gray (Ex)	**255-753**	400	**256-753**	400
blue	**255-754**	400	**256-754**	400
orange	**255-756**	400	**256-756**	400
light green	**255-757**	400	**256-757**	400
Terminal strip, gray, standard lengths,**				
2 solder pins/pole				
2	**255-502**	280	**256-502**	280
3	**255-503**	180	**256-503**	180
4	**255-504**	140	**256-504**	140
:	:	:		
7	**255-507**	80	**256-507**	80
8	**255-508**	60	**256-508**	60
9	**255-509**	60	**256-509**	60
10	**255-510**	60	**256-510**	60
12	**255-512**	40	**256-512**	40
16	**255-516**	40	**256-516**	40
24	**255-524**	20	**256-524**	20

Color Pole No.	Item No.	Pack. Unit	Item No.	Pack. Unit
Modular terminal block,				
2 solder pins/pole				
gray	**255-601**	300	**256-601**	300
red	**255-760**	300	**256-760**	300
dark gray	**255-762**	300	**256-762**	300
light gray (Ex)	**255-763**	300	**256-763**	300
blue	**255-764**	300	**256-764**	300
orange	**255-766**	300	**256-766**	300
light green	**255-767**	300	**256-767**	300
Terminal strip, gray, standard lengths,**				
2 solder pins/pole				
2	**255-602**	200	**256-602**	200
3	**255-603**	140	**256-603**	140
4	**255-604**	100	**256-604**	100
:	:	:		
7	**255-607**	60	**256-607**	60
8	**255-608**	60	**256-608**	60
9	**255-609**	40	**256-609**	40
10	**255-610**	40	**256-610**	40
12	**255-612**	40	**256-612**	40
16	**255-616**	20	**256-616**	20
24	**255-624**	20	**256-624**	20

Accessories, 255 and 256 Series

(Marking strips, see Section 6)

**Item no. suffix for colored terminal strips, see page 119



Spacer, 5/5.08 mm thick, doubles pin spacing

gray	**255-801**	100



Spacer, 7.5/7.62 mm thick, doubles pin spacing

gray	**255-811**	100



Spacer, 10/10.16 mm thick, doubles pin spacing

gray	**255-821**	100



End plates, snap-on type, 1 mm thick

255 Series

gray	**255-100**	100
dark gray	**255-200**	100
light gray	**255-300**	100
blue	**255-400**	100
red	**255-500**	100
orange	**255-600**	100
light green	**255-700**	100





End plates, snap-on type, 1 mm thick

256 Series

gray	**256-100**	100
dark gray	**256-200**	100
light gray	**256-300**	100
blue	**256-400**	100
red	**256-500**	100
orange	**256-600**	100
light green	**256-700**	100

Dimensions (in mm) (Adjust pin spacing by pulling on the end blocks so that they expand to satisfy the hole centers required.)

(Ex) Terminal blocks for Ex e II applications see Full Line Catalog, Volume 2

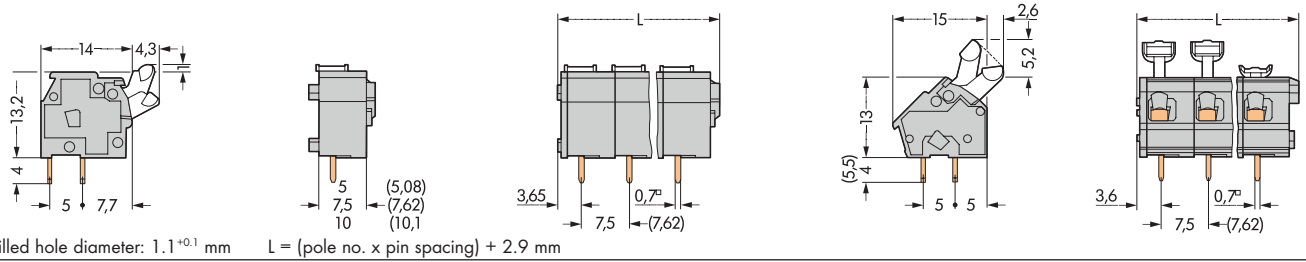

Drilled hole diameter: $1.1^{+0.1}$ mm L = (pole no. x pin spacing) + 2.9 mm

❶ Approvals are available online at: www.wago.com. *AWG 12: THHN, THWN

For technical explanations and abbreviations, see technical section.