

For special or standard connection applications: WAGO terminal strips and connectors.

10 VOLUME 1



Terminal strips
0.5 mm² to 4 mm² / AWG 20 – 12 — Series 862 — 10.40 – 10.43



Modular terminal blocks and terminal strips
with CAGE CLAMP® connection,
with fixing flanges or snap-in mounting feet,

Front-entry wiring,
– 2.5 mm²/4 mm² / AWG 12 — Series 869 — 10.6 – 10.9



– 2.5 mm² / AWG 12 — Series 264 — 10.10 – 10.14

– Test plug adapters for
terminal strips, series 264 — Series 249 — 10.15



Side-entry wiring,
– 1.5 mm² / AWG 16 Series 260 2.5 mm² / AWG 14 Series 261
4 mm² / AWG 12 Series 262 — 10.16 – 10.27

– Test plug adapters for terminal strips — Series 260, 261 and 262 — 10.28



Lighting connectors, "service" connectors
– 2.5 mm² / AWG 14 — Series 224 — 10.30 – 10.31



MICRO push-wire connectors for junction boxes
– 0.8 Ø mm / AWG 20 — Series 243 — 10.34 – 10.35

Push-wire connectors for junction boxes
– 1.5 mm² + 2.5 mm² / AWG 16 + 12 — Series 273 and 773 — 10.36 – 10.37



Compact connectors for flexible conductors
– 2.5 mm² / AWG 12 — Series 222 — 10.38 – 10.39

Modular Terminal Blocks and Terminal Strips
– Product Summary –

Series 869 Modular terminal blocks



mm²/AWG	2.5/14 / 4/12
Page	10.8 – 10.9

Compact block terminal strips



with fixing flanges

mm²/AWG	2.5/14 / 4/12
Page	10.7



with snap-in mounting feet

mm²/AWG	2.5/14 / 4/12
Page	10.7

EEx i Modular terminal blocks



mm²/AWG	2.5/14 / 4/12
Page	10.8 – 10.9

EEx i Compact block terminal strips



with fixing flanges

mm²/AWG	2.5/14 / 4/12
Page	10.7



with snap-in mounting feet

mm²/AWG	2.5/14 / 4/12
Page	10.7

Series 264 Modular terminal blocks and terminal strips



2- and 4-conductor terminal blocks

mm²/AWG	2.5/14
Page	10.12 – 10.13



with fixing flanges

mm²/AWG	2.5/14
Page	10.14



with snap-in mounting feet

mm²/AWG	2.5/14
Page	10.14

EEx i Modular terminal blocks and terminal strips
EEx e II Modular terminal blocks and terminal strips



2- and 4-conductor terminal blocks

mm²/AWG	2.5/14
Page	10.12 – 10.13



with fixing flanges

mm²/AWG	2.5/14
Page	10.14



with snap-in mounting feet

mm²/AWG	2.5/14
Page	10.14

Series 260 – 262 Modular terminal blocks and terminal strips with fixing flanges or snap-in mounting feet with miniature WSB marker receptacle



2-conductor modular terminal blocks and terminal strips

mm²/AWG	1.5/16	2.5/14	4/12
Page	10.18 – 10.19	10.20 – 10.21	10.26 – 10.27



4-conductor modular terminal blocks and terminal strips

mm²/AWG	1.5/16	2.5/14	4/12
Page	10.18 – 10.19	10.20 – 10.21	10.26 – 10.27



Series 261

2-conductor modular terminal blocks and terminal strips

mm²/AWG	2.5/14
Page	10.24 – 10.25

Series 261 – 262
Series 262

EEx i Modular terminal blocks and terminal strips with fixing flanges or snap-in mounting feet
EEx e II Modular terminal blocks and terminal strips with fixing flanges or snap-in mounting feet






2- and 4-conductor modular terminal blocks		
mm²/AWG	2.5/14	4/12
Page	10.20	10.26

2-conductor terminal strips		
mm²/AWG	2.5/14	4/12
Page	10.21	10.27

4-conductor terminal strips		
mm²/AWG	2.5/14	4/12
Page	10.21	10.27

Series 261

Modular terminal blocks and terminal strips with push buttons on one side, fixing flanges or snap-in mounting feet with miniature WSB marker receptacle





2-conductor modular terminal blocks and terminal strips	
mm²/AWG	2.5/14
Page	10.22 – 10.23

4-conductor modular terminal blocks and terminal strips	
mm²/AWG	2.5/14
Page	10.22 – 10.23

2-conductor modular terminal blocks and terminal strips	
mm²/AWG	2.5/14
Page	10.22 – 10.23

EEx i Modular term. blocks and term. strips, with push buttons on one side, fixing flanges or snap-in mounting feet






2- and 4-conductor modular terminal blocks	
mm²/AWG	2.5/14
Page	10.22

2-conductor terminal strips	
mm²/AWG	2.5/14
Page	10.23

4-conductor terminal strips	
mm²/AWG	2.5/14
Page	10.23

Modular terminal blocks and terminal strips, with push buttons on both sides, fixing flanges or snap-in mounting feet with miniature WSB marker receptacle





2-conductor modular terminal blocks and terminal strips	
mm²/AWG	2.5/14
Page	10.22 – 10.23

4-conductor modular terminal blocks and terminal strips	
mm²/AWG	2.5/14
Page	10.22 – 10.23

2-conductor modular terminal blocks and terminal strips	
mm²/AWG	2.5/14
Page	10.22 – 10.23

EEx i Modular term. blocks and term. strips, with push buttons on both sides, fixing flanges or snap-in mounting feet






2- and 4-conductor modular terminal blocks	
mm²/AWG	2.5/14
Page	10.22

2-conductor terminal strips	
mm²/AWG	2.5/14
Page	10.23

4-conductor terminal strips	
mm²/AWG	2.5/14
Page	10.23

Lighting connectors
Push-Wire and MICRO Push-Wire Connectors for Junction Boxes
– Product Summary –

Series 224 Lighting connectors



Page 10.31



2-conductor connectors
Page 10.31

Service connector



Page 10.31

Series 243 MICRO push-wire connectors for junction boxes



4-conductor connectors
Page 10.34





8-conductor connectors
Page 10.34

Mounting carriers



Page 10.35

Series 222 Compact connectors



for 3-conductor connectors
Page 10.39



for 5-conductor connectors
Page 10.39

Series 273 Push-wire connectors for junction boxes



for 5-conductor connectors
Page 10.36



for 8-conductor connectors
Page 10.36



for 2-conductor connectors
Page 10.36



for 3-conductor connectors
Page 10.36



for 4-conductor connectors
Page 10.36



for 5-conductor connectors
Page 10.36



for 3-conductor connectors
Page 10.36

Fixing carriers



Page 10.37

Series 773 Push-wire connectors for junction boxes



Page 10.36

Series 862 4-conductor terminal strips





Pages 10.42 – 10.43

Compact Terminal Strips with CAGE CLAMP COMPACT Connection
Description and Handling – Series 869

Fixing



Terminal strip with fixing flange,
screw fixing



Terminal strip with snap-in mounting feet,
fixing in holes



Terminal strip with snap-in mounting feet,
assembly onto special aluminum rail



Terminal strip with fixing flanges, consisting of:
end plate with fixing flange ❶
center terminal blocks ❷
end terminal blocks with fixing flange ❸





Terminal strip with mounting feet, consisting of:
end plate ❹ / center terminal blocks with/without snap-in mounting feet ❺ / end terminal block with/without snap-in mounting foot ❻

Marking



WAGO WMB Multi-marking system or
WAGO miniature WSB Quick marking system

Push-in type jumper system

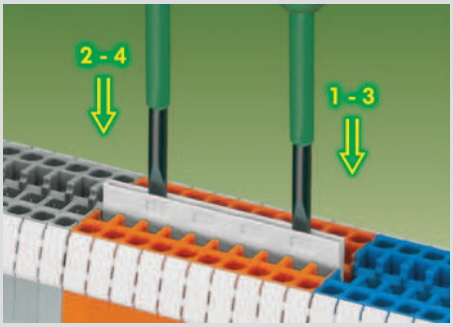

Push jumper bars down firmly until fully inserted!
When using multi-pole bars, push alternately on right and then left side, successively until installed.



Terminal strips assembled by means of assembly device
Item No. for the device 298-635

CAGE CLAMP® connects the following copper wires:*

solid	stranded	fine-stranded, also with tinned single strands	fine-stranded, tip bonded	fine-stranded, with crimped ferrule**	fine-stranded, with crimped pin terminal

* For aluminum wire see notes in section 15!
** When using ferrules, the max. conductor cross section which can be accommodated is one size smaller than max. rating of terminal block

Compact Terminal Strips 2.5 mm²/4 mm² / AWG 12 with Fixing Flanges or Snap-in Mounting Feet, Series 869

	0.08–2.5 mm²/4 mm² "f-st" ❶ 500 V/6 kV/3 ❷ 24 A	AWG 28 – 12 300 /600 V, 20/5 A**	0.08–2.5 mm²/4 mm² "f-st" ❶ 500 V/6 kV/3 ❷ 24 A	AWG 28 – 12 300 /600 V, 20/5 A**
	Pole width 5 mm / 0.197 in 6 – 7 mm / 0.26 in		Pole width 5 mm / 0.197 in 6 – 7 mm / 0.26 in	
	* KEMA CCA KEMA NV		* KEMA CCA KEMA NV	

❶ Max. diameter of insulation 4.4 mm / 0.173 in
❷ 500 V = rated voltage
6 kV = rated surge voltage
3 = pollution degree
(see also section 15)
❸ For longer strips and /or assemblies of different colors contact factory.
❹ Suitable for EEx i applications with blue insulating housings





Description



Terminal strips with fixing flanges M 3 or M 4,
for screw fixing or similar methods,
fixing hole diameter
3.2 mm Ø flange M 3
4.2 mm Ø flange M 4



Terminal strips with snap-in mounting feet,
for plate thickness 0.6 – 1.2 mm,
fixing hole diameter 3.5 $^{+0.1}$ mm Ø

No. of poles	Item No.	Item No.	Pack.-unit pcs	No. of poles	Item No.	Item No.	Pack.-unit pcs
Terminal strips with fixing flanges M 3,				**Terminal strips with snap-in mounint feet,**			
	grey	light grey			grey	light grey	
2	**869-102**	**869-132**	100	2	**869-152**	**869-182**	100
3	**869-103**	**869-133**	100	3	**869-153**	**869-183**	100
4	**869-104**	**869-134**	100	4	**869-154**	**869-184**	100
5	**869-105**	**869-135**	100	5	**869-155**	**869-185**	100
6	**869-106**	**869-136**	50	6	**869-156**	**869-186**	50
7	**869-107**	**869-137**	50	7	**869-157**	**869-187**	50
8	**869-108**	**869-138**	50	8	**869-158**	**869-188**	50
9	**869-109**	**869-139**	50	9	**869-159**	**869-189**	50
10	**869-110**	**869-140**	25	10	**869-160**	**869-190**	25
11	**869-111**	**869-141**	25	11	**869-161**	**869-191**	25
12 ❸	**869-112**	**869-142**	25	12 ❸	**869-162**	**869-192**	25
Terminal strips with fixing flanges M 4,							
	grey	light grey					
2	**869-202**	**869-232**	100				
3	**869-203**	**869-233**	100				
4	**869-204**	**869-234**	100				
5	**869-205**	**869-235**	100				
6	**869-206**	**869-236**	50				
7	**869-207**	**869-237**	50				
8	**869-208**	**869-238**	50				
9	**869-209**	**869-239**	50				
10	**869-210**	**869-240**	25				
11	**869-211**	**869-241**	25				
12 ❸	**869-212**	**869-242**	25				

Dimensions for terminal strips (in mm)

Modular terminal blocks and terminal strips
with fixing flanges
L = (No. of poles x pole width) + 2.5 mm
L_1 = L + 5.6 mm, with flange M 4 6.6 mm

Additional item nos. for terminal strips
blue …/**000-006** ❹
green-yellow …/**000-017**

Modular terminal blocks and terminal strips
with fixing flanges
L = (No. of poles x pole width) + 2.5 mm

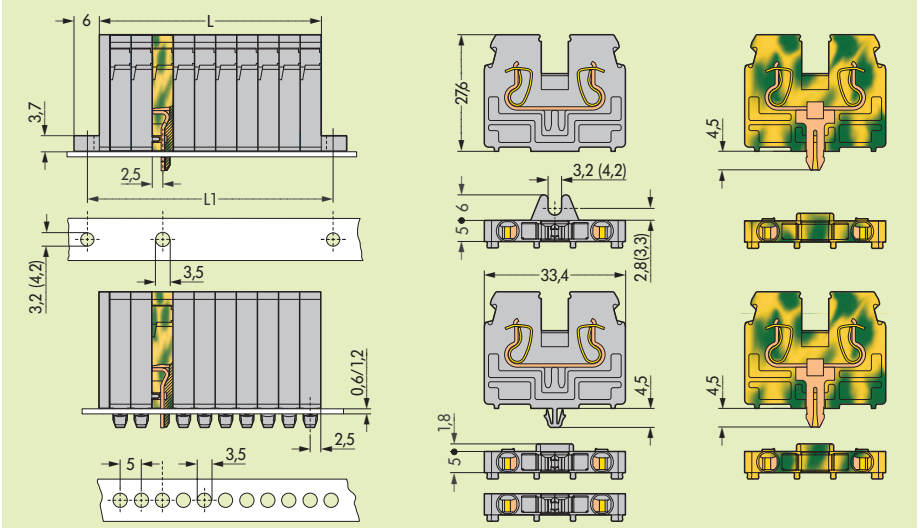

* For further approvals with corresponding ratings see section 15.

** 10 A for push-in type jumper bars with different potentials, placed in parallel