Setting range of overload releases	Circuit symbol	Auxiliary contact		For use with		Short-circuit protection	
		N/O = normally open contact NC = normally closed contact		Contactors	Soft starters	Type "1" coordination	Type "2" coordination
I_r						gG/gL	gG/gL
A						A	A
ZB12 overload relay							
0.1 – 0.16	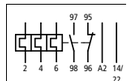	1 N/O	1 NC	DILM7, DILM9, DILM12, DILM15, DIULM7, DIULM9, DIULM12, SDAINLM12, SDAINLM16, SDAINLM22	–	25	0.5
0.16 – 0.24							1
0.24 – 0.4							2
0.4 – 0.6							4
0.6 – 1							4
1 – 1.6							6
1.6 – 2.4							10
2.4 – 4					DS7-34…SX004…		16
4 – 6					DS7-34…SX005…		20
6 – 10					DS7-34…SX007… DS7-34…SX009…	50	25
9 – 12					DS7-34…SX012…		
12 – 16					–		
ZB32 overload relay							
0.1 – 0.16		1 N/O	1 NC	DILM17, DILM25, DILM32, DILM38, DILMF8, DILMF11, DILMF14, DILMF17, DILMF25, DILMF32, DIULM17, DIULM25, DIULM32, SDAINLM30, SDAINLM45, SDAINLM55	–	25	0.5
0.16 – 0.24							1
0.24 – 0.4							2
0.4 – 0.6							4
0.6 – 1							4
1 – 1.6							6
1.6 – 2.4							10
2.4 – 4							16
4 – 6							20
6 – 10						50	25
10 – 16					DS7-34...SX016...	63	35
16 – 24					DS7-34...SX024...	100	35
24 – 32					DS7-34...SX032...	125	63
32 – 38					–	125	63

Part no. Article no.	**Price** See price list	Std. pack	**Notes**	
ZB12-0,16 278431		1 Off	Overload release: tripping class 10 A Short-circuit protection: With direct mounting, observe the maximum permissible fuse of the contactor. Suitable for protection of EEx e motors. Ex II (2) GD PTB 04 ATEX 3022 Observe manual AWB2300-1527D/GB. • Phase failure sensitivity to IEC/EN 60947, VDE 0660 Part 102 • Test/off pushbutton • Reset pushbutton manual/auto • Trip-free release • Direct mounting	Fitted directly to the contactor 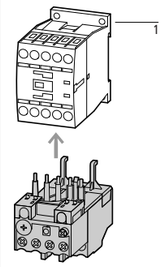 1 Contactor → Chapter 5 Accessories → Page 6/26 Manual → Page 6/26
ZB12-0,24 278432				
ZB12-0,4 278433				
ZB12-0,6 278434				
ZB12-1 278435				
ZB12-1,6 278436				
ZB12-2,4 278437				
ZB12-4 278438				
ZB12-6 278439				
ZB12-10 278440				
ZB12-12 278441				
ZB12-16 290168				
ZB32-0,16 278442		1 Off	Overload release: tripping class 10 A Short-circuit protection: With direct mounting, observe the maximum permissible fuse of the contactor. Suitable for protection of EEx e motors. Ex II (2) GD PTB 04 ATEX 3022 Observe manual AWB2300-1527D/GB. • Phase failure sensitivity to IEC/EN 60947, VDE 0660 Part 102 • Test/off pushbutton • Reset pushbutton manual/auto • Trip-free release • Direct mounting	Fitted directly to the contactor Separate mounting 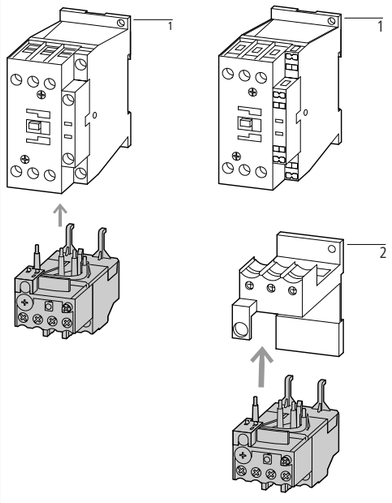 1 Contactor → Chapter 5 2 Base → Page 6/26 Manual → Page 6/26
ZB32-0,24 278443				
ZB32-0,4 278444				
ZB32-0,6 278445				
ZB32-1 278446				
ZB32-1,6 278447				
ZB32-2,4 278448				
ZB32-4 278449				
ZB32-6 278450				
ZB32-10 278451				
ZB32-16 278452				
ZB32-24 278453				
ZB32-32 278454				
ZB32-38 112474				

Information relevant for export to North America

Product Standards	UL 508; CSA-C22.2 No. 14; IEC/EN 60947-4-1; CE marking	NA Certification	UL Listed, CSA certified
		Suitable for	Branch circuits
UL File No.	E29184	Max. voltage R	
UL CCN	NKCR	Rating	600 V AC
CSA File No.	12528	Degree of Protection	IEC: IP20, UL/CSA Type: -
CSA Class No.	3211-03	See also	→ Page 6/29