	Setting range of overload releases I_r A	Circuit symbol	Auxiliary contact N/O = normally open contact NC = normally closed contact		For use with	Short-circuit protection Type "1" coordination gG/gL A	Short-circuit protection Type "2" coordination gG/gL A	Part no. Article no.	Price See price list	Std. pack	Notes
ZB65 overload relay											
• Phase failure sensitivity to IEC/EN 60947, VDE 0660 Part 102 • Test/off pushbutton • Reset pushbutton manual/auto • Trip-free release • Direct mounting											
	6 – 10		1 N/O	1 NC	DILM40, DILM50, DILM65, DILM72, DILMF40, DILMF50, DILMF65, DIULM40, DIULM50, DIULM65, SDAINLM70, SDAINLM90, SDAINLM115	50	25	**ZB65-10** 278455		1 Off	Overload release: tripping class 10 A Short-circuit protection: With direct mounting, observe the maximum permissible fuse of the contactor. Suitable for protection of EExe motors. Ex II (2) GD PTB 04 ATEX 3022 Observe manual AWB2300-1545D/GB.
	10 – 16					63	35	**ZB65-16** 278456			
	16 – 24					63	50	**ZB65-24** 278457			
	24 – 40					125	63	**ZB65-40** 278458			
	40 – 57					160	80	**ZB65-57** 278459			
	50 – 65					160	100	**ZB65-65** 278460			
	65 – 75					250	160	**ZB65-75** 108792			
ZB150 overload relay											
• Phase failure sensitivity to IEC/EN 60947, VDE 0660 Part 102 • Test/off pushbutton • Reset pushbutton manual/auto • Trip-free release • Direct mounting											
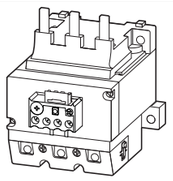	35 – 50		1 N/O	1 NC	DILM80, DILM95, DILM115, DILM150, DILM170 DILMF80, DILMF95, DILMF115, DILMF150, DIULM80, DIULM95, DIULM115, DIULM150, SDAINLM140, SDAINLM165, SDAINLM200, SDAINLM260	160	125	**ZB150-50** 278462		1 Off	Overload release: tripping class 10 A Short-circuit protection: With direct mounting, observe the maximum permissible fuse of the contactor. Suitable for protection of EEx e motors. Ex II (2) GD PTB 04 ATEX 3022 Observe manual AWB2300-1545D/GB.
	50 – 70					250	160	**ZB150-70** 278463			
	70 – 100					315	200	**ZB150-100** 278464			
	95 – 125					315	250	**ZB150-125** 278465			
	120 – 150					315	250	**ZB150-150** 278466			
	145 – 175					315	250	**ZB150-175** 107316			
ZB150 overload relay											
• Phase failure sensitivity to IEC/EN 60947, VDE 0660 Part 102 • Test/off pushbutton • Reset pushbutton manual/auto • Trip-free release • Separate mounting											
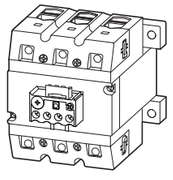	35 – 50		1 N/O	1 NC	DILM80, DILM95, DILM115, DILM150, DILM170 DILMF80, DILMF95, DILMF115, DILMF150, DIULM80, DIULM95, DIULM115, DIULM150, SDAINLM140, SDAINLM165, SDAINLM200, SDAINLM260	160	125	**ZB150-50/KK** 278468		1 Off	Overload release: tripping class 10 A Short-circuit protection: With direct mounting, observe the maximum permissible fuse of the contactor. Suitable for protection of EEx e motors. Ex II (2) GD PTB 04 ATEX 3022 Observe manual AWB2300-1545D/GB.
	50 – 70					250	160	**ZB150-70/KK** 278469			
	70 – 100					315	200	**ZB150-100/KK** 278470			
	95 – 125					315	250	**ZB150-125/KK** 278471			
	120 – 150					315	250	**ZB150-150/KK** 278472			
	145 – 175					400	315	**ZB150-175/KK** 107317			

Fitted directly to the contactor

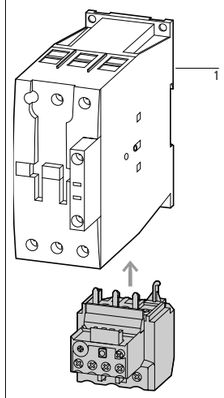

Separate mounting

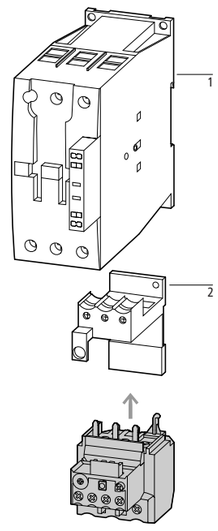

1 Contactor → Chapter 5
2 Base → Page 6/26
Manual → Page 6/26

Information relevant for export to North America

Product Standards	UL 508; CSA-C22.2 No. 14; IEC/EN 60947-4-1; CE marking
UL File No.	E29184
UL CCN	NKCR
CSA File No.	12528
CSA Class No.	3211-03
NA Certification	UL Listed, CSA certified
Suitable for	Branch circuits
Max. Voltage Rating	600 V AC
Degree of Protection	IEC: IP00, UL/CSA Type: -
See also	→ Page 6/29