IVS - Table of Contents

Overview	Page xx
System characteristics	Page xx
IVS System description	Page xx
Sheet steel wall-mounted DB – for residential & functional buildings - IP30	Page xx
Sheet steel wall-mounted DB – for industrial applications - IP54	Page xx
Sheet steel wall-mounted DB, individual components	Page xx
Sheet steel floor-standing DB – for residential & functional buildings - IP30	Page xx
Sheet steel floor-standing DB - for industrial applications - IP54	Page xx
Sheet steel floor-standing DB, individual components	Page xx
Sheet steel add-on DB – for industrial applications - IP55	Page xx
IVS Installation units	Page xx
IVS Support system	Page xx
IVS System accessories, spare parts	Page xx
General enclosure accessories	Page xx
Fuse equipment	**As of page xx**
Notes on project planning	**As of page xx**
IVS project planning, selection table for the switchgear to be installed	Page xx
Technical data	Page xx
Dimensions	Page xx

EATON
Powering Business Worldwide

Distribution System
IVS

- Service distribution boards
- Protection class I with insulated covers
- IP30, IP54, IP55
- Sheet steel enclosures, polyester powder-coated
- Wall-mounted or floor-standing
- Insulated covers with quick-release fasteners
- Stable support system equipped with insulated support brackets
- Type-tested installation units

VT08008



VT30709



Cabinets suitable for IVS Distribution Boards

Overview

Cabinet	Wall-mounted	Floor-standing	Add-On design	Rated Operating Current Ie [A]	SK I	IP30	IP54 [1] IP55 [2]	RAL 7035	RAL 9016
BP-O	■			630	■	■		■	■
BPM-O	■			630	■		■ [1]	■	
BP-F		■		630	■	■		■	■
BPM-F		■		630	■		■ [1]	■	
XVTL-MP			■	630	■		■ [2]	■	

Standards applicable for manufacture: IEC EN 60439-1 "Type-tested low-voltage switchgear assemblies"
In order to meet protection class I requirements (earthed), all relevant regulations for the manufacture of switchgear assemblies must be complied with!

IVS System Features



1. Basic enclosures
Profi Plus
XVTL





2. Support system TG



3. Busbar System SASY60i



4. IVS Installation Units



5. Switchgear





IVS Distribution System

IVS System Description

Application

IVS service distribution boards are designed for power distribution and inner monitoring of electrical equipment in home service installations and similar installations such as in residential buildings, schools, administration and office buildings and the like.

They are intended for a rated voltage of up to 690 V and for a rated supply current of up to 630 A . IVS service distribution boards are easy, quick and cost-saving to install and connect on site:

- As main distribution boards for power distribution in trade and industry
- As sub-distribution boards for businesses, industrial and administration buildings
- As distribution boards for lighting and power in industry
- In schools, office buildings, residential centres, shopping centres, hotels ...

Standards applicable for their manufacture: IEC EN 60439-1 "Type-tested low-voltage switchgear assemblies".

IVS Profi Plus System Description

Upon delivery of the IVS service distribution system, the support system equipped with insulated support brackets is already mounted in the sheet steel enclosure. The support system is used as a link between the enclosure and the installation units.

VT12407



VT12207



VT12607



VT12807



Basic Enclosures

As a housing for the IVS system you can use the individual Xboard Profi Plus and the XVTL add-on design
enclosures which provide high flexibility in their use.
The range includes the industrial enclosure series with an IP54 or IP55 degree of protection as well as one series with an IP30 degree of protection for residential and functional buildings.
As Xboard individual enclosures you can use both floor-standing and wall-mounted enclosures.
The IP30 wall-mounted enclosures for residential and functional buildings can be fully disassembled into their individual components.

VT13407



VT08108



Support System

The support system equipped with insulated support brackets is the link between the enclosure and the installation units. After removing the cover strips and snap-on fixing, the support system can be taken out of the enclosure.

- Outside the basic enclosure the switchgear supports of the installation units can be mounted onto the
  support rack at the pre-defined points.
- Easy access speeds up installation time and simplifies the task.
- All the installation systems and all support profiles can be fixed in a time-saving manner thanks to self-cutting screws.
- The support system fully equipped with installation units and switchgear can simply be snapped on without using any tools.
- The support system is automatically connected to the earth potential of the enclosure body. So, an additional protective earth connector is not compulsory.

VT16907



Insulated Support Brackets

Thanks to the insulated support brackets at the support rack, the grid for mounting the installation system and insulated covers is pre-defined.
In addition, the space between the support arms can be used for convenient cable guidance. It allows you to accommodate a complete cable duct.

Powering Business Worldwide

VT14607



Miniature Circuit Breaker Installation Unit

Version 3x12 MU for miniature circuit breakers or switchgear of 45 mm frame size, to be operated from outside.

- Installation depth of 47 mm under the cover
- Centre-to-centre distance of 125 mm according to DIN 43880
- DIN rails according to EN 60715. Height 7.5 mm, width 35 mm

VT30909



NEW

Miniature Circuit Breaker Installation Unit

Stable and comfortable design 3x12 MU for miniature circuit breakers or switchgear of 45 mm frame size, to be operated from outside.

- Installation depth under the cover can be variably adjusted
- Centre-to-centre distance of 125 mm according to DIN 43880
- Special profiled mounting rails

VT30709



NEW

Miniature Circuit Breaker Installation Unit

Stable and comfortable design 3x26 MU for miniature circuit breakers or switchgear of 45 mm frame size, to be operated from outside.

- Installation depth under the cover can be variably adjusted
- Centre-to-centre distance of 125 mm according to DIN 43880
- Special profiled mounting rails

VT14507



VT14107



Mounting-Plate Installation Unit

The mounting plate is pre-drilled and easy to adjust in depth for larger switchgear such as

- Circuit breakers / load disconnector switches
- Low voltage h.b.c. fuse switch disconnectors
- Contactors

Installation depth can vary from 0 to 157 mm.

VT31309



VT14107, VT14107



NEW

Terminal Block Installation Unit

Stable 3-tiers unit 3x26 MU with horizontally arranged mounting rails under 2 covers. Suitable for terminal blocks commercially available.

- Installation depth under the cover can be variably adjusted
- Cascaded set-up is possible
- Centre-to-centre distance between the tiers is variable
- Special profiled mounting rails

VT31109



VT14107



NEW

Terminal Block Installation Unit

Stable 3-tiers unit 3x12 MU with horizontally arranged mounting rails under the cover. Suitable for terminal blocks commercially available.

- Installation depth under the cover can be variably adjusted
- Cascaded set-up is possible
- Centre-to-centre distance between the tiers is variable
- Special profiled mounting rails

IVS Distribution System

VT15007



VT14107



DIN Rail Installation Unit

Three-row version for snap-on devices under the insulated cover, e.g. contactors.

- Installation depth of 107 mm under the cover
- Centre-to-centre distance of 125 mm according to DIN 43880
- DIN rails according to EN 60715. Height 7.5 mm, width 35 mm

VT15207



VT14107



Terminal Block Installation Unit

Unit with two vertically aligned DIN rails under the cover in accordance with EN 60715. Height 15 mm, width 35 mm for terminal blocks as usually used in the market.

VT14408



VT14107



Terminal Strip Installation Unit

Used for the setup of terminal strips K95, K150 or K240, K2X240, installation depth 110 or 140 mm under the cover. Each coming with 2 pre-drilled mounting ledges.

VT15807



VT14107



GSTA00-Clip-Installation Unit

Two-row DIN rail unit, complete with fixing material for 2x low-voltage h.b.c. fuse switch disconnectors GSTA00-160 on DIN rails.

- Centre-to-centre distance of 125 mm according to DIN 43880
- DIN rails according to EN 60715. Height 7.5 mm, width 35 mm

VT15507



Meter Installation Unit

For the installation of an intra-company meter under the transparent insulated cover.

VT14107



VT31409

NEW



Insulated Covers

Different insulated covers to cover up switchgear supports or spare areas for 1, 2 or 4 installation segments.

Powering Business Worldwide

IVS Distribution System

VT16007



VT14107



NEW

SASY60i Support System

For mounting SASY60i busbar supports with a 60 mm phase centre-to-centre distance under the insulated cover. Phases L1-L3 and PE(N) can be directly mounted onto stable support panels in the installation section.

VT31509



NEW

Individual Parts

IVS installation units can also be set up using individual parts or the parts can be added quickly and easily where necessary.

VT31609



Powering Business Worldwide

Distribution System
IVS Profi Plus

- IVS Profi Plus wall-mounted and floor-standing enclosures
- Single enclosures
- IP30, IP54
- Side-by-side mounted wall enclosures IP30
- Protection class I
- Profi Plus enclosure accessories

IP30

VT12407



VT12607



IP54

VT12207



VT12807



EATON
Powering Business Worldwide

Sheet Steel Wall-Mounted DB for Residential and Functional Buildings-IP30

- Profi Plus basic enclosure
- IP30 degree of protection with door
- Add-on option thanks to the add-on element BP-MSL...
- No tools required for operating the door lock
- Modular design, can be fully disassembled
- Incl. basic frame, side panels, top/bottom panels and door
- Incl. support system to accommodate IVS installation units
- Incl. cover frames and pre-mounted insulated support brackets
- Incl. cable insertion from the top, with pass-through flange
- With closed bottom panel
- Polyester powder-coated in RAL 7035 light grey or RAL 9016 white

VT12407



VT12407



Width / Outside Height / Depth (mm)	Type Designation	Article No.	Units per package
Light Grey			
600 / 510 / 262	BP-O-600/4.5-IVS	111356	1
600 / 1060 / 262	BP-O-600/10-IVS	111357	1
600 / 1260 / 262	BP-O-600/12-IVS	111358	1
830 / 1060 / 262	BP-O-830/10-IVS	111359	1
830 / 1260 / 262	BP-O-830/12-IVS	111360	1
White			
600 / 510 / 262	BP-O-600/4.5-IVS-W	111361	1
600 / 1060 / 262	BP-O-600/10-IVS-W	111362	1
600 / 1260 / 262	BP-O-600/12-IVS-W	111363	1
830 / 1060 / 262	BP-O-830/10-IVS-W	111364	1
830 / 1260 / 262	BP-O-830/12-IVS-W	111365	1

NEW

Vertical/Central Add-on Element, BP-MSL

- For different heights
- Vertical add-on element between two distribution boards mounted side by side
- Fastening material included
- Polyester powder-coated RAL 7035 light grey or RAL 9016 white

VT16304, VT16904



BP-O-600_10-IVS_BP-MSL-MSW-10

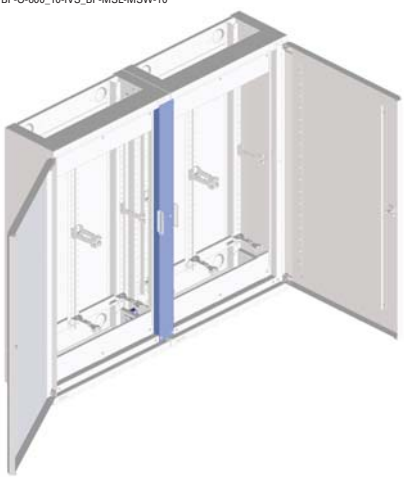

Height (mm)	Type Designation	Article No.	Units per package
Light Grey			
510	BP-MSL-MSW-4.5	111420	1
1060	BP-MSL-MSW-10	111422	1
1260	BP-MSL-MSW-12	111423	1
White			
510	BP-MSL-MSW-4.5-W	111426	1
1060	BP-MSL-MSW-10-W	111428	1
1260	BP-MSL-MSW-12-W	111429	1

Arrangement of the Installation Units

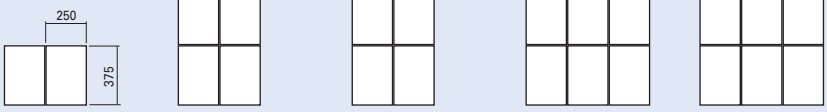

BP-O-600/4.5-IVS
BP-O-600/4.5-IVS-W

BP-O-600/10-IVS
BP-O-600/10-IVS-W

BP-O-600/12-IVS
BP-O-600/12-IVS-W

BP-O-830/10-IVS
BP-O-830/10-IVS-W

BP-O-830/12-IVS
BP-O-830/12-IVS-W

Powering Business Worldwide

Sheet Steel Wall-Mounted DB for Industrial Applications - IP54

- Profi Plus basic enclosure
- IP54 degree of protection with door and flange
- Mono-block enclosure with door and double-bit key lock
- Incl. support system to accommodate the IVS installation units
- Incl. cover frames and pre-mounted insulated support brackets
- Incl. open cable insertion from the top, prepared for F3A flanges, closed on the below side
- Enclosure can be turned by 180° for cable insertion from below
- Reversible door hinges
- Polyester powder-coated in RAL 7035 light grey

VT12207



Width / Outside Height / Depth (mm)	Type Designation	Article No.	Units per package
Light Grey			
600 / 510 / 270	BPM-O-600/4.5-IVS	111366	1
600 / 1060 / 270	BPM-O-600/10-IVS	111367	1
600 / 1260 / 270	BPM-O-600/12-IVS	111368	1
830 / 1060 / 270	BPM-O-830/10-IVS	111369	1
830 / 1260 / 270	BPM-O-830/12-IVS	111370	1
NEW **Light grey with Clip-down Handle**			
600 / 510 / 270	BPM-O-600/4.5-P-IVS	131551	1
600 / 1060 / 270	BPM-O-600/10-P-IVS	131552	1
600 / 1260 / 270	BPM-O-600/12-P-IVS	131553	1
830 / 1060 / 270	BPM-O-830/10-P-IVS	131554	1
830 / 1260 / 270	BPM-O-830/12-P-IVS	131555	1
1200 / 1260 / 270	BPM-O-1200/12-P-IVS	131556	1

Phase out type

VT08209



Description	Type Designation	Article No.	Units per package
Wall Brackets BPZ-WAB			
Set of 4 brackets	BPZ-WAB	112332	1

VT08209



Description	Type Designation	Article No.	Units per package
Wall Angle Bracket Set, for Moisture Proof-Surface Mounting Installation Board • for fixing the enclosures on the wall • vertical or honrizontal mounting • galvanized shett steel 3 mm • one set includes 4 wall-mounting angles plus mounting accessories	WFB-SET-CS	112639	1

Arrangement of the Installation Units

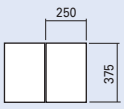

BPM-O-600/4.5(-P)-IVS



BPM-O-600/10(-P)-IVS



BPM-O-600/12(-P)-IVS



BPM-O-830/10(-P)-IVS

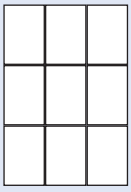

BPM-O-830/12(-P)-IVS

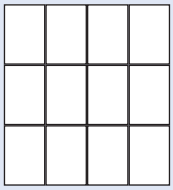

BPM-O-1200/12(-P)-IVS

Powering Business Worldwide

Sheet Steel Wall-Mounted DB for Residential & Functional Buildings - IP30

Individual Components

Basic Frame, BP-MF

- Incl. bottom panel, 4 fixing towers and screws

VT11404



Width / Outside Height (mm)	Type Designation	Article No.	Units per package
Sheet Steel			
600 / 510	BP-MF-600/4.5	111351	1
600 / 1060	BP-MF-600/10	286660	1
600 / 1260	BP-MF-600/12	286661	1
830 / 1060	BP-MF-830/10	116077	1
830 / 1260	BP-MF-830/12	116078	1

Bottom/Top Panels, BP-TBP

- Pair (for top and bottom), incl. screws
- With or without opening for cable insertion
- IP30 degree of protection

VT16604



VT16504



VT03705



VT03605



Width (mm) / Description	Type Designation	Article No.	Units per package
Light Grey			
600 / blind (no cut-out)	BP-TBP-600-BL	286700	1
830 / blind (no cut-out)	BP-TBP-830-BL	116079	1
600 / with opening for cable insert.	BP-TBP-600-CE	286701	1
830 / with opening for cable insert.	BP-TBP-830-CE	116240	1
White			
600 / blind (no cut-out)	BP-TBP-600-BL-W	292422	1
830 / blind (no cut-out)	BP-TBP-830-BL-W	116241	1
600 / with opening for cable insert.	BP-TBP-600-CE-W	292423	1
830 / with opening for cable insert.	BP-TBP-830-CE-W	116242	1

Sheet Steel Wall-Mounted DB for Residential & Functional Buildings - IP30

Cable Insertion / Flange Plates, BP-FLP

- Sheet steel, powder-coated in RAL 7035 light grey or RAL 9016 white

VT00705



VT00505



VT00605



VT02905



VT02705



VT02805



Width (mm) / Description	Type Designation	Article No.	Units per package
Light Grey			
600 / blind	BP-FLP-600-BL	286707	1
830 / blind	BP-FLP-830-BL	116243	1
600 / Pass-through flange	BP-FLP-600-2K	286708	1
830 / Pass-through flange	BP-FLP-830-2K	116244	1
600 / for F3A flange [1)]	BP-FLP-600-F3A	286709	1
830 / for F3A flange [1)]	BP-FLP-830-F3A	116245	1
White			
600 / blind	BP-FLP-600-BL-W	292429	1
830 / blind	BP-FLP-830-BL-W	116246	1
600 / Pass-through flange	BP-FLP-600-2K-W	292430	1
830 / Pass-through flange	BP-FLP-830-2K-W	116247	1
600 / for F3A flange [1)]	BP-FLP-600-F3A-W	292431	1
830 / for F3A flange [1)]	BP-FLP-830-F3A-W	116248	1

Note: [1)] For F3A flanges please see page xx

xBoard

Powering Business Worldwide

Sheet Steel Wall-Mounted DB for Residential & Functional Buildings - IP30

Side Panels, BPZ-SP-MSW

- Pair (for left and right side), incl. screws
- Sheet steel, powder-coated in RAL 7035 light grey or RAL 9016 white
- IP30 degree of protection

VT16704, VT16804



Outside Height (mm)	Type Designation	Article No.	Units per package
Light Grey			
510	BPZ-SP-MSW-4.5	111340	1
1060	BPZ-SP-MSW-10	111342	1
1260	BPZ-SP-MSW-12	111343	1

VT12007, VT12007



White			
510	BPZ-SP-MSW-4.5-W	111346	1
1060	BPZ-SP-MSW-10-W	111348	1
1260	BPZ-SP-MSW-12-W	111349	1

Set of Cover Frames, BPZ-BRS

- Complete set incl. screws
- For **wall-mounted** IP30 enclosures
- Sheet steel, powder-coated in RAL 7035 light grey or RAL 9016 white

VT08308



Enclosure Width / Outside Height (mm)	Type Designation	Article No.	Units per package
Light Grey			
600 / 510	BPZ-BRS-600/4.5-IVS	113951	1
600 / 1060	BPZ-BRS-600/10-IVS	113952	1
600 / 1260	BPZ-BRS-600/12-IVS	113953	1
830 / 1060	BPZ-BRS-830/10-IVS	113954	1
830 / 1260	BPZ-BRS-830/12-IVS	113955	1
1200 / 1260	BPZ-BRS-1200/12-IVS	131558	1

VT08308



White			
600 / 510	BPZ-BRS-600/4.5-IVS-W	113964	1
600 / 1060	BPZ-BRS-600/10-IVS-W	113965	1
600 / 1260	BPZ-BRS-600/12-IVS-W	113966	1
830 / 1060	BPZ-BRS-830/10-IVS-W	113967	1
830 / 1260	BPZ-BRS-830/12-IVS-W	113968	1

EATON
Powering Business Worldwide

Sheet Steel Wall-Mounted DB for Residential & Functional Buildings - IP30

Sheet Steel Doors, BP-DS

- Single-wing, double-wing door as of 1000 mm width
- Sheet steel, powder-coated in RAL 7035 light grey or RAL 9016 white
- IP30 degree of protection

VT16404



Width / Outside Height (mm)	Type Designation	Article No.	Units per package
Light Grey			
600 / 510	BP-DS-600/4.5	111352	1
600 / 1060	BP-DS-600/10	286720	1
600 / 1260	BP-DS-600/12	286721	1
830 / 1060	BP-DS-830/10	116249	1
830 / 1260	BP-DS-830/12	116250	1

VT03505



White			
600 / 510	BP-DS-600/4.5-W	111353	1
600 / 1060	BP-DS-600/10-W	292442	1
600 / 1260	BP-DS-600/12-W	292443	1
830 / 1060	BP-DS-830/10-W	116251	1
830 / 1260	BP-DS-830/12-W	116252	1

Transparent Doors, BP-DT

- Single-wing, double-wing door as of 1000 mm width
- Sheet steel, powder-coated in RAL 7035 light grey or RAL 9016 white
- IP30 degree of protection

VT16404



Width / Outside Height (mm)	Type Designation	Article No.	Units per package
Light Grey			
600 / 510	BP-DT-600/4.5	111354	1
600 / 1060	BP-DT-600/10	286735	1
600 / 1260	BP-DT-600/12	286736	1
830 / 1060	BP-DT-830/10	116253	1
830 / 1260	BP-DT-830/12	116254	1

VT03105



White			
600 / 510	BP-DT-600/4.5-W	111355	1
600 / 1060	BP-DT-600/10-W	292457	1
600 / 1260	BP-DT-600/12-W	292458	1
830 / 1060	BP-DT-830/10-W	116255	1
830 / 1260	BP-DT-830/12-W	116256	1

NEW

Locks, BPZ-LOCK

- Cylinder lock suitable for retrofitting on wall-mounted distribution boards BPM-O...-IVS IP54 and BP-O...-IVS IP30
- One-key-fits-all
- 2 keys included

VT18305



Description	Type Designation	Article No.	Units per package
Light grey	BPZ-LOCK	102467	1
White	BPZ-LOCK-W	102468	1

Powering Business Worldwide

Sheet Steel Floor-Standing DB for Residential & Functional Buildings-IP30

- Profi Plus basic enclosure
- IP30 degree of protection with door
- Metal door with clip-down handle
- Incl. support system to accommodate the IVS installation units
- Incl. cover frames and pre-mounted insulated support brackets
- Incl. cable insertion at the top and bottom, with pass-through flange
- Polyester powder-coated in RAL 7035 light grey or RAL 9016 white

VT12607



VT12607



Width / Outside Height / Depth (mm)	Type Designation	Article No.	Units per package
Light Grey			
400 / 1760 / 300	BP-F-400/17/3-P-IVS	111371	1
400 / 2060 / 300	BP-F-400/20/3-P-IVS	111372	1
600 / 1760 / 300	BP-F-600/17/3-P-IVS	111373	1
600 / 2060 / 300	BP-F-600/20/3-P-IVS	111374	1
830 / 1760 / 300	BP-F-830/17/3-P-IVS	111375	1
830 / 2060 / 300	BP-F-830/20/3-P-IVS	111376	1
1200 / 1760 / 300	BP-F-1200/17/3-P-IVS	111377	1
1200 / 2060 / 300	BP-F-1200/20/3-P-IVS	111378	1
White			
400 / 1760 / 300	BP-F-400/17/3-P-IVS-W	111379	1
400 / 2060 / 300	BP-F-400/20/3-P-IVS-W	111380	1
600 / 1760 / 300	BP-F-600/17/3-P-IVS-W	111381	1
600 / 2060 / 300	BP-F-600/20/3-P-IVS-W	111382	1
830 / 1760 / 300	BP-F-830/17/3-P-IVS-W	111383	1
830 / 2060 / 300	BP-F-830/20/3-P-IVS-W	111384	1
1200 / 1760 / 300	BP-F-1200/17/3-P-IVS-W	111385	1
1200 / 2060 / 300	BP-F-1200/20/3-P-IVS-W	111386	1

Arrangement of the Installation Units

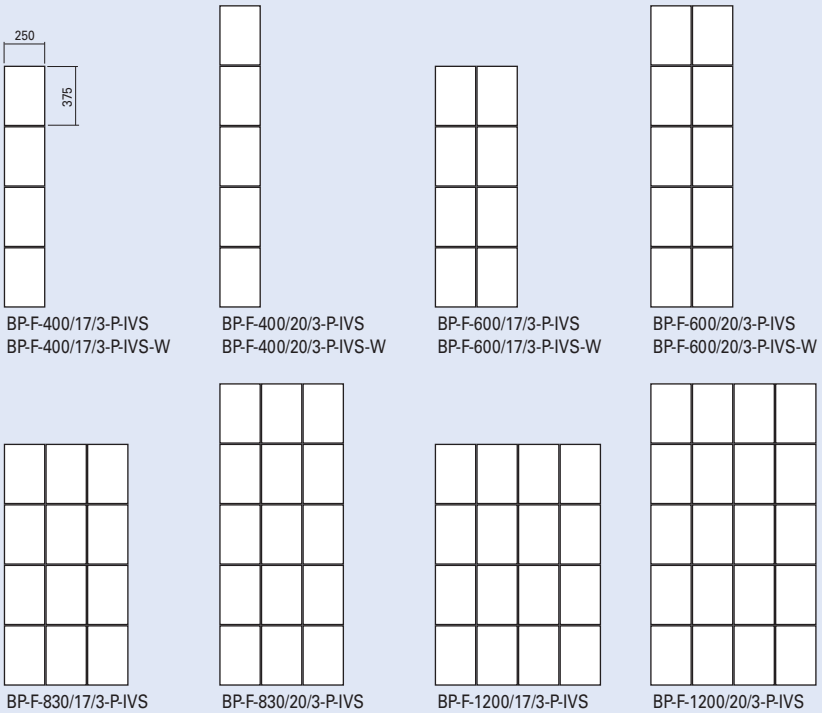

BP-F-400/17/3-P-IVS
BP-F-400/17/3-P-IVS-W

BP-F-400/20/3-P-IVS
BP-F-400/20/3-P-IVS-W

BP-F-600/17/3-P-IVS
BP-F-600/17/3-P-IVS-W

BP-F-600/20/3-P-IVS
BP-F-600/20/3-P-IVS-W

BP-F-830/17/3-P-IVS
BP-F-830/17/3-P-IVS-W

BP-F-830/20/3-P-IVS
BP-F-830/20/3-P-IVS-W

BP-F-1200/17/3-P-IVS
BP-F-1200/17/3-P-IVS-W

BP-F-1200/20/3-P-IVS
BP-F-1200/20/3-P-IVS-W

EATON
Powering Business Worldwide

Sheet Steel Floor-Standing DB without Door for Residential & Functional Buildings - IP30

- Profi Plus basic enclosure
- Without door; IP30 degree of protection only with door
- Incl. support system to accommodate the IVS installation units
- Incl. cover frames and pre-mounted insulated support brackets
- Incl. cable insertion from the top and bottom, with pass-through flange
- Polyester powder-coated in RAL 7035 light grey or RAL 9016 white

VT12607



VT12607



Light Grey

Width / Outside Height / Depth (mm)	Type Designation	Article No.	Units per package
400 / 1760 / 300	BP-F-400/17/3-F-IVS	111395	1
400 / 2060 / 300	BP-F-400/20/3-F-IVS	111396	1
600 / 1760 / 300	BP-F-600/17/3-F-IVS	111397	1
600 / 2060 / 300	BP-F-600/20/3-F-IVS	111398	1
830 / 1760 / 300	BP-F-830/17/3-F-IVS	111399	1
830 / 2060 / 300	BP-F-830/20/3-F-IVS	111400	1
1200 / 1760 / 300	BP-F-1200/17/3-F-IVS	111401	1
1200 / 2060 / 300	BP-F-1200/20/3-F-IVS	111402	1

White

400 / 1760 / 300	BP-F-400/17/3-F-IVS-W	111403	1
400 / 2060 / 300	BP-F-400/20/3-F-IVS-W	111404	1
600 / 1760 / 300	BP-F-600/17/3-F-IVS-W	111405	1
600 / 2060 / 300	BP-F-600/20/3-F-IVS-W	111406	1
830 / 1760 / 300	BP-F-830/17/3-F-IVS-W	111407	1
830 / 2060 / 300	BP-F-830/20/3-F-IVS-W	111408	1
1200 / 1760 / 300	BP-F-1200/17/3-F-IVS-W	111409	1
1200 / 2060 / 300	BP-F-1200/20/3-F-IVS-W	111410	1

Arrangement of the Installation Units

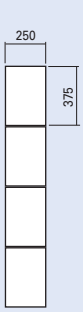

BP-F-400/17/3-F-IVS
BP-F-400/17/3-F-IVS-W



BP-F-400/20/3-F-IVS
BP-F-400/20/3-F-IVS-W



BP-F-600/17/3-F-IVS
BP-F-600/17/3-F-IVS-W



BP-F-600/20/3-F-IVS
BP-F-600/20/3-F-IVS-W



BP-F-830/17/3-F-IVS
BP-F-830/17/3-F-IVS-W

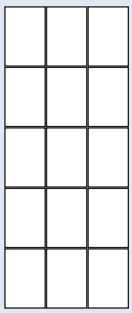

BP-F-830/20/3-F-IVS
BP-F-830/20/3-F-IVS-W



BP-F-1200/17/3-F-IVS
BP-F-1200/17/3-F-IVS-W

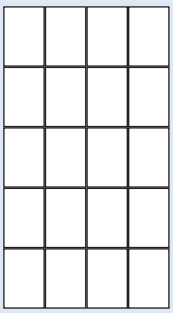

BP-F-1200/20/3-F-IVS
BP-F-1200/20/3-F-IVS-W

Powering Business Worldwide

Sheet Steel Floor-Standing DB for Industrial Applications - IP54

- Profi Plus basic enclosure
- IP54 degree of protection with door and flange
- Mono-block enclosure with door and clip-down handle
- Incl. support system to accommodate the IVS installation units
- Incl. cover frames and pre-mounted insulated support brackets
- Open cable insertions at the top and bottom, prepared for F3A flanges
- Polyester powder-coated in RAL 7035 light grey

VT12807



Width / Outside Height / Depth (mm)	Type Designation	Article No.	Units per package
Light Grey			
400 / 1760 / 320	BPM-F-400/17/3-P-IVS	111387	1
400 / 2060 / 320	BPM-F-400/20/3-P-IVS	111388	1
600 / 1760 / 320	BPM-F-600/17/3-P-IVS	111389	1
600 / 2060 / 320	BPM-F-600/20/3-P-IVS	111390	1
830 / 1760 / 320	BPM-F-830/17/3-P-IVS	111391	1
830 / 2060 / 320	BPM-F-830/20/3-P-IVS	111392	1
1200 / 1760 / 320	BPM-F-1200/17/3-P-IVS	111393	1
1200 / 2060 / 320	BPM-F-1200/20/3-P-IVS	111394	1

Arrangement of the Installation Units

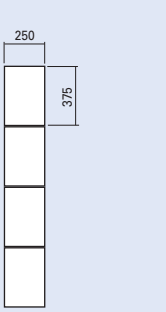

BPM-F-400/17/3-P-IVS

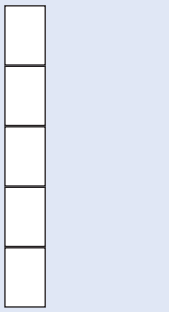
BPM-F-400/20/3-P-IVS


BPM-F-600/17/3-P-IVS


BPM-F-600/20/3-P-IVS


BPM-F-830/17/3-P-IVS

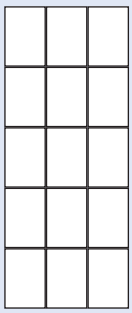
BPM-F-830/20/3-P-IVS


BPM-F-1200/17/3-P-IVS

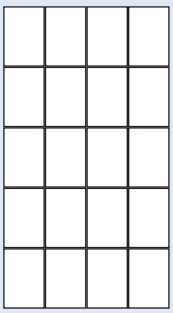
BPM-F-1200/20/3-P-IVS

Sheet Steel Floor-Standing DB for Residential & Functional Buildings-IP30

Individual Components

Set of Cover Frames, BPZ-BRS

- Complete set incl. screws
- For **floor-standing** IP30 enclosures
- Sheet steel, powder-coated in RAL 7035 light grey or RAL 9016 white

VT08308



Enclosure Width / Outside Height (mm)	Type Designation	Article No.	Units per package
Light Grey			
400 / 1760	BPZ-BRS-400/17-IVS	113956	1
400 / 2060	BPZ-BRS-400/20-IVS	113957	1
600 / 1760	BPZ-BRS-600/17-IVS	113958	1
600 / 2060	BPZ-BRS-600/20-IVS	113959	1
830 / 1760	BPZ-BRS-830/17-IVS	113960	1
830 / 2060	BPZ-BRS-830/20-IVS	113961	1
1200 / 1760	BPZ-BRS-1200/17-IVS	113962	1
1200 / 2060	BPZ-BRS-1200/20-IVS	113963	1

VT08308



White			
400 / 1760	BPZ-BRS-400/17-IVS-W	113969	1
400 / 2060	BPZ-BRS-400/20-IVS-W	113970	1
600 / 1760	BPZ-BRS-600/17-IVS-W	113971	1
600 / 2060	BPZ-BRS-600/20-IVS-W	113972	1
830 / 1760	BPZ-BRS-830/17-IVS-W	113973	1
830 / 2060	BPZ-BRS-830/20-IVS-W	113974	1
1200 / 1760	BPZ-BRS-1200/17-IVS-W	113975	1
1200 / 2060	BPZ-BRS-1200/20-IVS-W	113976	1

Sheet Steel Doors, BPZ-DS

- With clip-down handle
- Single-wing, double-wing door as of 1200 mm width
- Sheet steel, powder-coated in RAL 7035 light grey or RAL 9016 white
- IP30 degree of protection

VT05105



Width / Outside Height (mm)	Type Designation	Article No.	Units per package
Light Grey			
400 / 1760	BPZ-DS-400/17	102419	1
400 / 2060	BPZ-DS-400/20	102420	1
600 / 1760	BPZ-DS-600/17	102421	1
600 / 2060	BPZ-DS-600/20	102422	1
830 / 1760	BPZ-DS-830/17	116257	1
830 / 2060	BPZ-DS-830/20	116258	1
1200 / 1760 (600+600L)	BPZ-DS-600/17	102421	1
	BPZ-DS-600/17-L	106376	1
1200 / 2060 (600+600L)	BPZ-DS-600/20	102422	1
	BPZ-DS-600/20-L	106377	1

VT05105



White			
400 / 1760	BPZ-DS-400/17-W	102443	1
400 / 2060	BPZ-DS-400/20-W	102444	1
600 / 1760	BPZ-DS-600/17-W	102445	1
600 / 2060	BPZ-DS-600/20-W	102446	1
830 / 1760	BPZ-DS-830/17-W	116259	1
830 / 2060	BPZ-DS-830/20-W	116260	1
1200 / 1760 (600+600L)	BPZ-DS-600/17-W	102445	1
	BPZ-DS-600/17-L-W	106420	1
1200 / 2060 (600+600L)	BPZ-DS-600/20-W	102446	1
	BPZ-DS-600/20-L-W	106421	1

Powering Business Worldwide

Sheet Steel Floor-Standing DB for Residential & Functional Buildings-IP30

Sheet Steel Doors with a Window, BPZ-DT

- With clip-down handle
- Single-wing, double-wing door as of 1200 mm width
- Sheet steel, powder-coated in RAL 7035 light grey or RAL 9016 white
- IP30 degree of protection

VT00206



VT00206



Width / Outside Height (mm)	Type Designation	Article No.	Units per package
Light Grey			
400 / 1760	BPZ-DT-400/17-P	102437	1
400 / 2060	BPZ-DT-400/20-P	102438	1
600 / 1760	BPZ-DT-600/17-P	102439	1
600 / 2060	BPZ-DT-600/20-P	102440	1
830 / 1760	BPZ-DT-830/17-P	116261	1
830 / 2060	BPZ-DT-830/20-P	116262	1
1200 / 1760	BPZ-DT-600/17-P	102439	1
(600+600L)	BPZ-DT-600/17-L	106424	1
1200 / 2060	BPZ-DT-600/20-P	102440	1
(600+600L)	BPZ-DT-600/20-L	106425	1
White			
400 / 1760	BPZ-DT-400/17-P-W	102461	1
400 / 2060	BPZ-DT-400/20-P-W	102462	1
600 / 1760	BPZ-DT-600/17-P-W	102463	1
600 / 2060	BPZ-DT-600/20-P-W	102464	1
830 / 1760	BPZ-DT-830/17-P-W	116263	1
830 / 2060	BPZ-DT-830/20-P-W	116264	1
1200 / 1760	BPZ-DT-600/17-P-W	102463	1
(600+600L)	BPZ-DT-600/17-L-W	106428	1
1200 / 2060	BPZ-DT-600/20-P-W	102464	1
(600+600L)	BPZ-DT-600/20-L-W	106429	1

Sheet Steel Floor-Standing DB for Residential & Functional Buildings-IP30

Floor-Standing Base, BPZ-SS

- 1 Pair of side elements each for the left and right side incl. assembly accessories
- Sheet steel, powder-coated in RAL 7035 light grey or RAL 9016 white

VT06905



Depth / Height (mm)	Type Designation	Article No.	Units per package
Light Grey			
300 / 100	BPZ-SS-1/3	293513	1
300 / 200	BPZ-SS-2/3	293517	1

VT06905



White			
300 / 100	BPZ-SS-1/3-W	293514	1
300 / 200	BPZ-SS-2/3-W	293518	1

Front/Rear Planelling for Floor-Standing Base, BPZ-FS

- 1 Cover for front or rear incl. assembly accessories
- Sheet steel, powder-coated in RAL 7035 light grey or RAL 9016 white

VT06805



Width/ Height (mm)	Type Designation	Article No.	Units per package
Light Grey			
400 / 100	BPZ-FS-400/1	293493	1
400 / 200	BPZ-FS-400/2	293495	1
600 / 100	BPZ-FS-600/1	293497	1
600 / 200	BPZ-FS-600/2	293499	1
830 / 100	BPZ-FS-830/1	116265	1
830 / 200	BPZ-FS-830/2	116266	1
1200 / 100	BPZ-FS-1200/1	293509	1
1200 / 200	BPZ-FS-1200/2	293511	1

VT06805



White			
400 / 100	BPZ-FS-400/1-W	293494	1
400 / 200	BPZ-FS-400/2-W	293496	1
600 / 100	BPZ-FS-600/1-W	293498	1
600 / 200	BPZ-FS-600/2-W	293500	1
830 / 100	BPZ-FS-830/1-W	116267	1
830 / 200	BPZ-FS-830/2-W	116268	1
1200 / 100	BPZ-FS-1200/1-W	293510	1
1200 / 200	BPZ-FS-1200/2-W	293512	1

Sheet Steel Floor-Standing DB for Industrial Applications - IP54

Individual Components

Floor-Standing Base, BPZ-SS

- 1 Pair of side panels each for the right and left side, incl. assembly accessories
- Sheet steel, powder-coated in RAL 7035 light grey

VT06905



Depth / Height (mm)	Type Designation	Article No.	Units per package
Light Grey			
320 / 100	BPZ-SS-1/320	112348	1
320 / 200	BPZ-SS-2/320	112349	1

Front/Rear Panelling for Floor-Standing Base, BPZ-FS

- 1 Cover for the front or rear incl. assembly accessories
- Sheet steel, powder-coated in RAL 7035

VT06805



Width / Height (mm)	Type Designation	Article No.	Units per package
Light Grey			
400 / 100	BPZ-FS-400/1	293493	1
400 / 200	BPZ-FS-400/2	293495	1
600 / 100	BPZ-FS-600/1	293497	1
600 / 200	BPZ-FS-600/2	293499	1
830 / 100	BPZ-FS-830/1	116265	1
830 / 200	BPZ-FS-830/2	116266	1
1200 / 100	BPZ-FS-1200/1	293509	1
1200 / 200	BPZ-FS-1200/2	293511	1

Sheet Steel Floor-Standing DB for Residential & Functional Buildings-IP30

Individual Components

Cable Interconnect Frame, BPZ-KR

- For IP30 Profi Plus enclosures
- For overall weight ≥ 300 kg
- Delivery fully assembled
- Sheet steel, powder-coated in RAL 7035 light grey or RAL 9016 white
- Panelling can be removed from all sides
- Can be mounted at the top and bottom of the enclosure
- Fixing material included

VT08608



VT08608



Width / Height / Depth (mm)	Type Designation	Article No.	Units per package
Light Grey			
400 / 100 / 300	BPZ-KR41/300	116269	1
400 / 200 / 300	BPZ-KR42/300	116270	1
600 / 100 / 300	BPZ-KR61/300	116271	1
600 / 200 / 300	BPZ-KR62/300	116272	1
830 / 100 / 300	BPZ-KR81/300	116273	1
830 / 200 / 300	BPZ-KR82/300	116274	1
1200 / 100 / 300	BPZ-KR121/300	116275	1
1200 / 200 / 300	BPZ-KR122/300	116276	1
White			
400 / 100 / 300	BPZ-KR41/300-W	116277	1
400 / 200 / 300	BPZ-KR42/300-W	116278	1
600 / 100 / 300	BPZ-KR61/300-W	116279	1
600 / 200 / 300	BPZ-KR62/300-W	116280	1
830 / 100 / 300	BPZ-KR81/300-W	116281	1
830 / 200 / 300	BPZ-KR82/300-W	116282	1
1200 / 100 / 300	BPZ-KR121/300-W	116283	1
1200 / 200 / 300	BPZ-KR122/300-W	116284	1

Sheet Steel Floor-Standing DB for Industrial Applications - IP54

Individual Components

Cable Interconnect Frame, BPZ-KR

- For IP54 Profi Plus enclosures
- For overall weight ≥ 300 kg
- Delivery fully assembled
- Sheet steel, powder-coated in RAL 7035 light grey
- Panelling can be removed from all sides
- Can be mounted at the top and bottom of the enclosure
- Fixing material included

VT08608



Width / Height / Depth (mm)	Type Designation	Article No.	Units per package
Light Grey			
400 / 100 / 320	BPZ-KR41/320	116285	1
400 / 200 / 320	BPZ-KR42/320	116286	1
600 / 100 / 320	BPZ-KR61/320	116287	1
600 / 200 / 320	BPZ-KR62/320	116288	1
830 / 100 / 320	BPZ-KR81/320	116289	1
830 / 200 / 320	BPZ-KR82/320	116290	1
1200 / 100 / 320	BPZ-KR121/320	116291	1
1200 / 200 / 320	BPZ-KR122/320	116292	1

Powering Business Worldwide

Sheet Steel Floor-Standing Distribution Boards

Individual Components

Cable Strain-Relief Rails, C-Profile, BPZ-KFS

- Suitable for use with cable interconnect frame BPZ-KR...
- C-Profile 16mm, for hammerfoot yoke clamps, galvanized
- Fixing material included

VT08808



Width (mm)	Type Designation	Article No.	Units per package
400	BPZ-KFS-400	116293	1
600	BPZ-KFS-600	116294	1
830	BPZ-KFS-830	116295	1
1200	BPZ-KFS-1200	116296	1

Powering Business Worldwide

Distribution System
IVS-XVTL

- IVS-XVTL add-on enclosures
- Floor-standing enclosures (with removable panelling)
- IP55
- Protection class I
- Easy to take apart
- Add-on design
- XVTL enclosure accessories

IP55

VT28609



VT28609



Sheet Steel Add-On Distribution Boards[1] for Industrial Applications - IP55

- XVTL Basic enclosure (for specific accessories see catalogue for XVTL add-on DBs)
- IP55 degree of protection with door and flange
- Incl. support system to accommodate the IVS installation units
- Incl. frame covers and pre-mounted insulated support brackets
- Top panel open, prepared for flanges F3A
- Polyester powder-coated in RAL 7035 light grey

Width / Outside Height / Depth (mm)	Type Designation	Article No.	Units per package
Light Grey without side panels			
425 / 1600 / 300	XVTL-MP/BF-4/3/16-IVS	118923	1
425 / 2000 / 300	XVTL-MP/BF-4/3/20-IVS	118940	1
600 / 1600 / 300	XVTL-MP/BF-6/3/16-IVS	118924	1
600 / 2000 / 300	XVTL-MP/BF-6/3/20-IVS	118942	1
800 / 1600 / 300	XVTL-MP/BF-8/3/16-IVS	118926	1
800 / 2000 / 300	XVTL-MP/BF-8/3/20-IVS	118944	1
1200 / 1600 / 300	XVTL-MP/BF-12/3/16-IVS	118928	1
1200 / 2000 / 300	XVTL-MP/BF-12/3/20-IVS	118946	1
425 / 1600 / 400	XVTL-MP/BF-4/4/16-IVS	119028	1
425 / 2000 / 400	XVTL-MP/BF-4/4/20-IVS	118941	1
600 / 1600 / 400	XVTL-MP/BF-6/4/16-IVS	118925	1
600 / 2000 / 400	XVTL-MP/BF-6/4/20-IVS	118943	1
800 / 1600 / 400	XVTL-MP/BF-8/4/16-IVS	118927	1
800 / 2000 / 400	XVTL-MP/BF-8/4/20-IVS	118945	1
1200 / 1600 / 400	XVTL-MP/BF-12/4/16-IVS	118929	1
1200 / 2000 / 400	XVTL-MP/BF-12/4/20-IVS	118947	1

Note: [1] The XAC55 sealing set and the XACC add-on claw as well as the XACB section connectors always need to be ordered separately.

Arrangement of the Installation Units

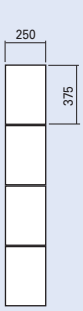

XVTL-MP/BF-4/3/16-IVS
XVTL-MP/BF-4/4/16-IVS

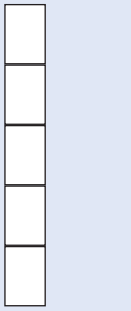

XVTL-MP/BF-4/3/20-IVS
XVTL-MP/BF-4/4/20-IVS



XVTL-MP/BF-6/3/16-IVS
XVTL-MP/BF-6/4/16-IVS



XVTL-MP/BF-6/3/20-IVS
XVTL-MP/BF-6/4/20-IVS



XVTL-MP/BF-8/3/16-IVS
XVTL-MP/BF-8/4/16-IVS

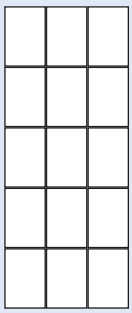

XVTL-MP/BF-8/3/20-IVS
XVTL-MP/BF-8/4/20-IVS



XVTL-MP/BF-12/3/16-IVS
XVTL-MP/BF-12/4/16-IVS

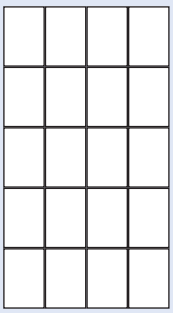

XVTL-MP/BF-12/3/20-IVS
XVTL-MP/BF-12/4/20-IVS

Powering Business Worldwide

Sheet Steel Add-On Distribution Boards for Industrial Applications - IP55

Individual Components

Set of Cover Frames, XVTL-IVS

- Complete set incl. screws
- Used to convert an XVTL into an XVTL-IVS
- For IP55 add-on enclosures
- Sheet steel, powder-coated in RAL 7035 light grey

VT08208



Enclosure Width / Outside Height (mm)	Type Designation	Article No.	Units per package
Light Grey			
425 / 1600	XVTL-IVS-4/16	115229	1
425 / 2000	XVTL-IVS-4/20	115230	1
600 / 1600	XVTL-IVS-6/16	115231	1
600 / 2000	XVTL-IVS-6/20	115232	1
800 / 1600	XVTL-IVS-8/16	115233	1
800 / 2000	XVTL-IVS-8/20	115234	1
1200 / 1600	XVTL-IVS-12/16	115235	1
1200 / 2000	XVTL-IVS-12/20	115236	1

Sealing Set, XAC55

- Sealing set to add-on enclosure with protection class IP55

wa_vt10603



Description	Type Designation	Article No.	Units per package
Sealing set	XAC55	284793	1

NEW

Add-on Claw, XACC[1)]

- Add-on claw, allows to connect enclosures using the IVS installation system

Description	Type Designation	Article No.	Units per package
Add-on claw	XACC	126859	1

NEW

Section-connector Angle, XACB[1)]

- Add-on element, used to connect enclosures at the top of the frame

Description	Type Designation	Article No.	Units per package
Section connector	XACB	134484	1

Note : [1)] Can only be used in combination with the XAC55 sealing set.

xBoard

EATON
Powering Business Worldwide

Distribution System IVS

- IVS Installation Units

VT14607



VT30709



VT15507



VT15807



VT14507



VT31309, VT14107, VT14107



VT14107, VT14007



VT14307, VT14207



VT31509



IVS Installation Units

Miniature Circuit Breaker Installation Unit

- 3 DIN rails according to EN 60715. Height 7.5 mm, width 35 mm
- Centre-to-centre distance of 125 mm
- Insulated cover with cut-outs: 45 mm frame size
- Insulated cover RAL 7035 light grey
- With lead-sealable quick-release fasteners and labels

VT14607



Width	Height	MU	Installation Depth under the cover (mm)	Type Designation	Article No.	Units per package
250	375	3x12	47	AE3-1F-45-IVS	112940	1

1 MU = 17.5 mm

Components for MCB Installation Units

Sub-Rack

VT16807, VT16707



Description	Installation Depth under the cover (mm)	Type Designation	Article No.	Units per package
Connecting part	–	VS270	015070	20
Support rail	47	TS45	055403	20

Insulated Cover [1)]

VT14007



VT14207



Width	Height	MU	Installation Depth under the cover (mm)	Type Designation	Article No.	Units per package
250	375	3x12	–	Z-IVS-GAO/1F	112968	1
250	375	3x12	–	Z-IVS-GAOD/1F	112973	1

Note: [1)] Detailed description of Insulated Cover see page xx

NEW

IVS Installation Units

Miniature Circuit Breaker Installation Unit

- 3 stable special profiled mounting rails
- Centre-to-centre distance of 125 mm according to DIN 43880
- Installation depth under the cover is variably adjustable
- Insulated cover with cutouts: 45 mm frame size
- Insulated cover RAL 7035 light grey
- With lead-sealable quick-release fasteners and labels

VT30909



Width	Height	MU	Installation Depth under the cover (mm)	Type Designation	Article No.	Units per package
250	375	3x12	variable	AE3-1F-V-IVS	129987	1

1 MU = 17.5 mm

Components for MCB Installation Units

Sub-Rack

VT31109



Description	Installation Depth under the cover (mm)	Type Designation	Article No.	Units per package
Special profiled mounting rail	variable	TSA-1F-V-IVS	129990	1

Insulated Cover [1)]

Width	Height	MU	Installation Depth under the cover (mm)	Type Designation	Article No.	Units per package
250	375	3x12	variable	Z-IVS-GAO/1F	112968	1

VT14007



VT14207



Width	Height	MU	Installation Depth under the cover (mm)	Type Designation	Article No.	Units per package
250	375	3x12	variable	Z-IVS-GAOD/1F	112973	1

Note: [1)] Detailed description of Insulated Cover see page xx

Powering Business Worldwide

NEW

IVS Installation Units

Miniature Circuit Breaker Installation Unit

- 3 stable special profiled mounting rails
- Centre-to-centre distance of 125 mm according to DIN 43880
- Installation depth under the cover is variably adjustable
- Insulated cover with cut-outs: 45 mm frame size
- Insulated cover RAL 7035 light grey
- With lead-sealable quick-release fasteners

VT30709



Width	Height	MU	Installation Depth under the cover (mm)	Type Designation	Article No.	Units per package
500	375	3x26	variable	AE3-2F-V-IVS	129988	1

1 MU = 17.5 mm

Components for MCB Installation Units

Sub-Rack

VT31309



Description	Installation Depth under the cover (mm)	Type Designation	Article No.	Units per package
Special profiled mounting rail	variable	TSA-2FW-V-IVS	129991	1

Insulated Cover [1)]

VT31409



Width	Height	MU	Installation Depth under the cover (mm)	Type Designation	Article No.	Units per package
500	375	3x26	variable	Z-IVS-GAO/2FW	129997	1

Note: [1)] Detailed description of Insulated Cover see page xx

Powering Business Worldwide

Mounting-Plate Installation Unit

- Pre-drilled and height-adjustable mounting plate
- Pre-stamped insulated cover, RAL 7035 light grey
- With lead-sealable quick-release fasteners and labels

VT14507, VT14107



Width	Height	MU	Installation Depth under the cover (mm)	Type Designation	Article No.	Units per package
250	375	36	0 - 157	MPE3-1F-V-IVS	112943	1

1 MU = 17.5 mm

VT31209, VT14107



	Width	Height	MU	Installation Depth under the cover (mm)	Type Designation	Article No.	Units per package
NEW	250	375	36	0-157	MPE-1F-V-IVS-R/L [2]	129989	1

1 MU = 17.5 mm

Components for Mounting-Plate Installation Units

Sub-Rack

VT14507, VT16107



Description	Installation Depth under the cover (mm)	Type Designation	Article No.	Units per package
Mounting plate	0 - 157	Z-IVS-MP-1F-170	112952	1
Set of support rails for mounting plate	8 - 142	TS195-IVS	112946	1

Insulated Cover [1]

VT14107



VT14307



Width	Height	MU	Installation Depth under the cover (mm)	Type Designation	Article No.	Units per package
250	375	36	–	Z-IVS-GAZ/1F	112967	1
250	375	36	–	Z-IVS-GAD/1F	112972	1

Note: [1] Detailed description of Insulated Cover see page xx.
[2] Use with pre-drilled mounting plate for NZM3 only. For use in 830 mm wide distribution boards right/left.

EATON Powering Business Worldwide

Mounting-Plate Installation Unit (2 sections wide)

- Depth-adjustable mounting plate, without holes
- With cutouts on the side for cable cross-wiring
- Insulated cover without cutouts, RAL 7035 light grey
- With lead-sealable quick-release fasteners and labels

VT32709, VT13707



Width	Height	MU	Installation Depth under the cover (mm)	Type Designation	Article No.	Units per package
500	375	72	0 - 180	MPE-2FW-170-IVS	112945	1

1 MU = 17.5 mm

Components for Mounting-Plate Installation Units (2 sections wide)

Sub-Rack

VT32709



VT31809



	Description	Installation Depth under the cover (mm)	Type Designation	Article No.	Units per package
	Mounting plate	0 - 180	Z-IVS-MP-2FW-170	112951	1
NEW	Cross web	–	Z-IVS-QST-2FW	129995	1

Insulated Cover (2 sections wide) [1)]

VT13707



Width	Height	MU	Installation Depth under the cover (mm)	Type Designation	Article No.	Units per package
500	375	72	–	Z-IVS-GAZ/2FW	112969	1

Note: [1)] Detailed description of Insulated Cover see page xx

Powering Business Worldwide

NEW

Terminal Block Installation Unit

- 3 stable special profiled mounting rails
- Distance between tiers is variable
- Installation depth under the cover is variably adjustable
- Cascaded set-up is possible
- Insulated cover without cutouts
- Insulated cover RAL 7035 light grey
- With lead-sealable quick-release fasteners and labels

VT31109, VT14107



Width	Height	MU	Installation Depth under the cover (mm)	Type Designation	Article No.	Units per package
250	375	3x12	variable cascades	RKE3-1F-IVS	129985	1

1 MU = 17.5 mm

Components for Terminal Block Installation Unit

Sub-Rack

VT31109



Description	Installation Depth under the cover (mm)	Type Designation	Article No.	Units per package
Special profiled mounting rail	variable cascades	TSA-1F-V-IVS	129990	3

Insulated Cover [1)]

Width	Height	MU	Installation Depth under the cover (mm)	Type Designation	Article No.	Units per package
250	375	36	variable	Z-IVS-GAZ/1F	112967	1
250	375	36	variable	Z-IVS-GAD/1F	112972	1

VT14107



VT14307



Note: [1)] Detailed description of Insulated Cover see page xx

NEW

Terminal Block Installation Unit

- 3 stable special profiled mounting rails
- Variable distance between the tiers
- Installation depth under the 2 covers is variably adjustable
- Cascaded set-up is possible
- Insulated cover without cutouts
- Insulated cover RAL 7035 light-grey
- With lead-sealable quick-release fasteners and labels

VT31309, VT14107, VT14107



Width	Height	MU	Installation Depth under the cover (mm)	Type Designation	Article No.	Units per package
500	375	3x26	variable cascades	RKE3-2F-IVS	129986	1

1 MU = 17.5 mm

Components for Terminal Block Installation Unit

Sub-Rack

VT31309



Description	Installation Depth under the cover (mm)	Type Designation	Article No.	Units per package
Special profiled mounting rail	variable cascades	TSA-2FW-V-IVS	129991	3

Insulated Cover [1)]

VT14107



VT13707



Width	Height	MU	Installation Depth under the cover (mm)	Type Designation	Article No.	Units per package
250	375	3x12	variable	Z-IVS-GAZ/1F	112967	1
500	375	3x26	variable	Z-IVS-GAZ/2FW	112969	1

Note: [1)] Detailed description of Insulated Cover see page xx

Powering Business Worldwide

DIN Rail Installation Unit

- 3 DIN rails according to EN 60715. Height 7.5 mm, width 35 mm
- Centre-to-centre distance of 125 mm
- Insulated cover with cut-outs, RAL 7035 light grey
- With lead-sealable quick-release fasteners and labels

VT15007, VT14107



Width	Height	MU	Installation Depth under the cover (mm)	Type Designation	Article No.	Units per package
250	375	3x12	107	CE3-1F-110-IVS	112941	1

Components for DIN Rail Installation Units

Sub-Rack

VT16807, VT16607



Description	Installation Depth under the cover (mm)	Type Designation	Article No.	Units per package
Connecting part	–	VS270	015070	20
Support rail	107	TS110	090997	10

Insulated Cover [1)]

VT14107



VT14307



Width	Height	MU	Installation Depth under the cover (mm)	Type Designation	Article No.	Units per package
250	375	36	–	Z-IVS-GAZ/1F	112967	1
250	375	36	–	Z-IVS-GAD/1F	112972	1

Note: [1)] Detailed description of Insulated Cover see page xx

Terminal Block Installation Unit

- 2 DIN rails vertical according to EN 60715. Height 15 mm, width 35 mm
- Insulated cover without cut-outs, RAL 7035 light grey
- With lead-sealable quick-release fasteners and labels

VT32809, VT14107



Width	Height MU	Installation Depth under the cover (mm)	Type Designation	Article No.	Units per package
250	375 2x18	79	RKE2-1F-110-IVS	112942	1

1 MU = 17.5 mm

Components for Terminal Block Installation Unit

Sub-Rack

VT32809



	Description	Installation Depth under the cover (mm)	Type Designation	Article No.	Units per package
Phase out type	Terminal block support	79	RT110	076708	5
NEW	Terminal block support	79	Z-IVS-RT110	134838	5

Insulated Cover [1)]

VT14107



VT14307



Width	Height MU	Installation Depth under the cover (mm)	Type Designation	Article No.	Units per package
250	375 36	–	Z-IVS-GAZ/1F	112967	1
250	375 36	–	Z-IVS-GAD/1F	112972	1

Note: [1)] Detailed description of Insulated Cover see page xx

Powering Business Worldwide

Terminal-Brick Installation Units

- 2 Pre-drilled mounting ledges, centre-to-centre distance from 50 to 250 mm
- Suitable also for Moeller's terminal bricks, sizes K95, K150 or K240, K2X240
- Pre-stamped insulated cover, RAL 7035 light grey
- With lead-sealable quick-release fasteners and labels

VT14408, VT14107



Width	Height	MU	Installation Depth under the cover (mm)	Type Designation	Article No.	Units per package
250	375	36	114	KLE-1F-110-IVS	112944	1
250	375	36	140	KLE-1F-140-IVS	113740	1

1 MU = 17.5 mm

Components for Terminal-Brick Installation Units

Sub-Rack

VT14408



Description	Installation Depth under the cover (mm)	Type Designation	Article No.	Units per package
Mounting ledge	114	ML110	036323	10
Mounting ledge	140	ML140	113741	10

Insulated Cover [1)]

VT14107



VT14307



Width	Height	MU	Installation Depth under the cover (mm)	Type Designation	Article No.	Units per package
250	375	36	–	Z-IVS-GAZ/1F	112967	1
250	375	36	–	Z-IVS-GAD/1F	112972	1

Note: [1)] Detailed description of Insulated Cover see page xx

EATON Powering Business Worldwide

GSTA00-Clip Installation Unit [1)]

- 2 DIN rails according to EN 60715. Height 7.5 mm, width 35 mm
- Centre-to-centre distance of 125 mm
- Incl. fixing set for 2x NH00 fuse switch disconnectors
- Pre-stamped insulated cover, RAL 7035 light grey
- With lead-sealable quick-release fasteners and labels

VT15807, VT14107



Width	Height	MU	Installation Depth under the cover (mm)	Type Designation	Article No.	Units per package
250	375	36	47	CL00-1F-110-IVS	112948	1

1 MU = 17.5 mm

[1)] H.b.c. fuse switch disconnector GSTA00-160 is not included in the scope of delivery.

Components for GSTA00-Clip Installation Unit

Sub-Rack

VT16807, VT16707, VT14508



Description	Installation Depth under the cover (mm)	Type Designation	Article No.	Units per package
Connecting part	–	VS270	015070	20
Support rail	47	TS45	055403	30
Fixing set for disconnector	–	C-GSTA00	040922	5

Insulated Cover [1)]

VT14107



VT14307



Width	Height	MU	Installation Depth under the cover (mm)	Type Designation	Article No.	Units per package
250	375	36	–	Z-IVS-GAZ/1F	112967	1
250	375	36	–	Z-IVS-GAD/1F	112972	1

Note: [1)] Detailed description of Insulated Cover see page xx

Meter Installation Unit

- For intra-company meters
- Meter trough of sheet steel, powder-coated, RAL 7035 light grey
- Insulated cover, transparent
- Can be partitioned using vertical and horizontal section partitions Z-IVS-SCHW...
- With lead-sealable quick-release fasteners and labels

VT15507



Width	Height	MU	Installation Depth under the cover (mm)	Type Designation	Article No.	Units per package
250	375	36	0 - 150	ZPE-1F-IVS	112947	1

1 MU = 17.5 mm

Powering Business Worldwide

Modules for 3-pole Busbar Installation Units

Slider base - installation unit

- 60 mm centre-to-centre distance between the rails
- 250 mm distance between the busbar supports
- For commercially available flat copper rails 12x5 to 30x10 mm
- Accommodates slider bases as well as NH000 and NH00
- Mixing slider bases and NH is possible [1)]
- Support plates for busbar holders
- Insulated cover with cutout and hood
- Insulated cover RAL 7035 light grey
- With lead-sealable quick-release fasteners
- Covers for empty spaces are optional

		Description	Max. rated operating current Ie (A)	Type Designation	Article No.	Units per package
VT14308 		Set of support plates for BBS-3/FL	–	Z-IVS-TPSET/3P	119016	1
VT12706 		Busbar support 3-pole	630	BBS-3/FL	107066	10
VT14006 		End cover for BBS-3/FL	–	ES-BBS-3/FL	107068	10
VT14108 	NEW	Insulated cover with hood Cutout Frame size 195 mm	–	SASY-RSLTS-IVS	119018	1
SG13506 		Cover for empty spaces	–	AM-195/54	107963	15
VT18506 	NEW	Busbar connector up to 20x10	630	BBT-CU12-20X5/10-38	138379	12
VT17506 	NEW	Busbar connector up to 30x10	630	BBT-CU20-30X5/10-40	138380	6

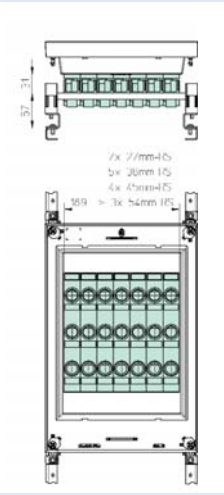

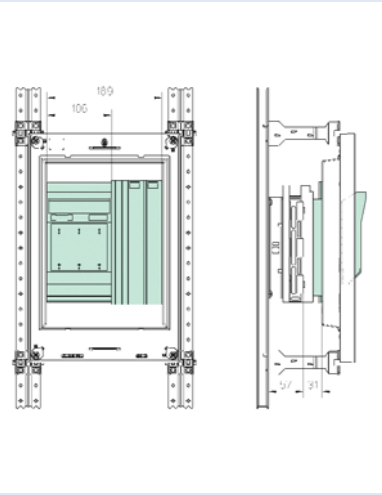

Note: [1)] If you use GST00-160-40-60-AOU, the touch-protection set BS-SET-GST00 (107955) is compulsory.
Max. 1x GST00... possible per unit.

xBoard

EATON Powering Business Worldwide

Modules for 3-pole Busbar Installation Units

NH00 Fuse Switch Disconnector Installation Unit[1)]

- 60 mm centre-to-centre distance between the rails
- 250 mm distance between the busbar supports
- For commercially available flat copper rails 12x5 to 30x10 mm
- Accommodates 2 fuse switch disconnectors NH00 without BS-SET-GST00
- Support plates for busbar holders
- Insulated cover with cutout
- Insulated cover RAL 7035 light grey
- With lead-sealable quick-release fasteners

		Description	Max. rated operating current Ie (A)	Type Designation	Article No.	Units per package
VT14308 		Set of support plates for BBS-3/FL	–	Z-IVS-TPSET/3P	119016	1
VT12706 		Busbar support 3-pole	630	BBS-3/FL	107066	10
VT14006 		End cover for BBS-3/FL	–	ES-BBS-3/FL	107068	10
VT13808 	NEW	Insulated cover with cutout only for 2x NH00	–	SASY-GST00-IVS	119019	1
VT18506 	NEW	Busbar connector up to 20x10	630	BBT-CU12-20X5/10-38	138379	12
VT17506 	NEW	Busbar connector up to 30x10	630	BBT-CU20-30X5/10-40	138380	6

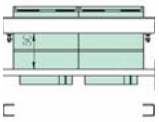

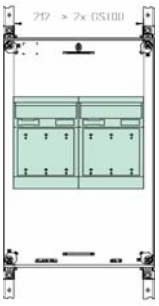

Note: [1)] Can only be used for 2x NH00. For 1x NH00 use the slider base installation unit.

Powering Business Worldwide

Modules for 3-pole Busbar Installation Units

NH1 Fuse Switch Disconnector Installation Unit

- 60 mm centre-to-centre distance between the rails
- 250 mm distance between the busbar supports
- For commercially available flat copper rails 12x5 to 30x10 mm
- Accommodates 1 fuse switch disconnector NH1
- Support plates for busbar holders
- Insulated cover with cutout and hood
- Insulated cover RAL 7035 light grey
- With lead-sealable quick-release fasteners

		Description	Max. rated operating current Ie (A)	Type Designation	Article No.	Units per package
VT14308 		Set of support plates for BBS-3/FL	–	Z-IVS-TPSET/3P	119016	1
VT12706 		Busbar support 3-pole	630	BBS-3/FL	107066	10
VT14006 		End cover for BBS-3/FL	–	ES-BBS-3/FL	107068	10
VT14008 	NEW	Insulated cover with cutout for 1x NH1	–	SASY-GST1-IVS	119030	1
VT18506 	NEW	Busbar connector up to 20x10	630	BBT-CU12-20X5/10-38	138379	12
VT17506 	NEW	Busbar connector up to 30x10	630	BBT-CU20-30X5/10-40	138380	6

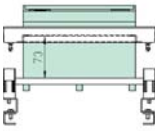

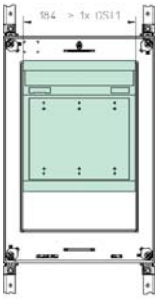

xBoard

EATON Powering Business Worldwide

Modules for 3-pole Busbar Installation Units

NH2 Fuse Switch Disconnector Installation Unit[1)]

- 60 mm centre-to-centre distance between the rails
- 250 mm distance between the busbar supports
- For commercially available flat copper rails 12x5 to 30x10 mm
- Accommodates 1 fuse switch disconnector NH2
- Support plates for busbar holders
- Insulated cover with cutout and hood
- Insulated cover RAL 7035 light grey
- With lead-sealable quick-release fasteners

		Description	Max. rated operating current Ie (A)	Type Designation	Article No.	Units per package
VT14308 		Set of support plates for BBS-3/FL	–	Z-IVS-TPSET/3P	119016	1
VT12706 		Busbar support 3-pole	630	BBS-3/FL	107066	10
VT14006 		End cover for BBS-3/FL	–	ES-BBS-3/FL	107068	10
VT13908 	NEW	Insulated cover with cutout for 1x NH2	–	SASY-GST2-IVS	119031	1
VT18506 	NEW	Busbar connector up to 20x10	630	BBT-CU12-20X5/10-38	138379	12
VT17506 	NEW	Busbar connector up to 30x10	630	BBT-CU20-30X5/10-40	138380	6

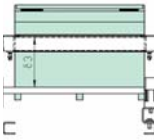

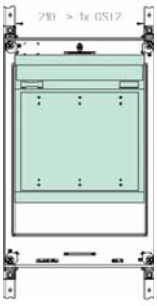

Note : [1)] Not in combination with BPM-O...

Modules for 5-pole Busbar Installation Units

Distribution Rail Installation Unit

- 60 mm centre-to-centre distance between the rails
- 250 mm distance between the busbar supports
- For commercially available flat copper rails 12x5 to 30x10 mm
- Accommodates terminals or slider fuses as well as NH00 and NH000
- Support plates for busbar holders with cutouts on the side for cable cross-wiring
- Phase sequence: L1, L2, L3, N, PE
- Insulated cover without cutout for customized preparation
- Insulated cover RAL 7035 light grey
- With lead-sealable quick-release fasteners

		Description	Max. rated operating current Ie (A)	Type Designation	Article No.	Units per package
VT31609 		Set of support plates for BBS-3/FL and 2x BBS-1/FL	–	Z-IVS-TPSET/5P	129994	1
VT12706 		Busbar support 3-pole	630	BBS-3/FL	107066	10
VT17106 		Busbar support 1-pole	630	BBS-1/FL	107161	10
VT14006		End cover for BBS-3/FL	–	ES-BBS-3/FL	107068	10
VT14107 		Insulated cover[1] 250x375	–	Z-IVS-GAZ/1F	112967	1
VT18506 	NEW	Busbar connector up to 20x10	630	BBT-CU12-20X5/10-38	138379	12
VT17506 	NEW	Busbar connector up to 30x10	630	BBT-CU20-30X5/10-40	138380	6
wa_vt00509 	NEW	Plate-type terminal max. 32x30x20	630	PK900	138378	1

Note : [1] For a detailed product description of the Insulated Cover see page xx.

Powering Business Worldwide

Busbar Installation Units

Sub-Rack

VT15907



Description	Installation Depth under the cover (mm)	Type Designation	Article No.	Units per package
Phase out type Set of support pl. 3-pole + 2-pole	49	Z-IVS-TPSET	112977	1

Powering Business Worldwide

Individual Insulated Covers

VT14107



Width	Height	MU	Type Designation	Article No.	Units per package
• Pre-stamped insulated cover, RAL 7035 light grey • With lead-sealable quick-release fasteners and labels					
250	375	36	Z-IVS-GAZ/1F	112967	1

VT14307



• Insulated cover, transparent • With lead-sealable quick-release fasteners and labels					
250	375	36	Z-IVS-GAD/1F	112972	1

VT14307



• Insulated cover with cut-outs: 45 mm frame size • Insulated cover, RAL 7035 light grey • With lead-sealable quick-release fasteners and labels					
250	375	3x12	Z-IVS-GAO/1F	112968	1

VT14207



• Insulated cover with cut-outs: 45 mm frame size • Insulated cover, transparent • With lead-sealable quick-release fasteners and labels					
250	375	3x12	Z-IVS-GAOD/1F	112973	1

VT13707 VT31409



NEW

• Insulated cover, 2 sections wide, RAL 7035 light grey • With lead-sealable quick-release fasteners					
500	375	72	Z-IVS-GAZ/2FW	112969	1
500	375	3x26	Z-IVS-GAO/2FW	129997	1

VT13607



• Insulated cover, 2 sections high, RAL 7035 light grey • With lead-sealable quick-release fasteners					
250	750	72	Z-IVS-GAZ/2FS	112970	1

VT13507



• Insulated cover for 4 sections, RAL 7035 light grey • With lead-sealable quick-release fasteners					
500	750	144	Z-IVS-GAZ/4FWS	112971	1

Powering Business Worldwide

Distribution System
IVS Support Systems

- Support systems for Profi Plus
- Support systems for XVTL

VT13407



IVS Support System

Support Systems for the Profi Plus [1] Enclosure Series

- Sheet steel, galvanized
- To accommodate the IVS installation units
- Incl. insulated support brackets Z-IVS-IH4
- Incl. fixing material

VT13407



Width	Height	Max. Installation Units	For Enclosures	Type Designation	Article No.	Units per package
498	370	2	BP...-600/4.5-IVS	BPZ-TG-600/4.5-IVS	112954	1
498	820	4	BP...-600/10-IVS	BPZ-TG-600/10-IVS	112955	1
498	1120	6	BP...-600/12-IVS	BPZ-TG-600/12-IVS	112956	1
748	820	6	BP...-830/10-IVS	BPZ-TG-830/10-IVS	112957	1
748	1120	9	BP...-830/12-IVS	BPZ-TG-830/12-IVS	112958	1
1092	1120	12	BP...-1200/12-IVS	BPZ-TG-1200/12-IVS	131557	1
317	1540	4	BP...-400/17/3-P-IVS	BPZ-TG-400/17/3-IVS	112959	1
317	1870	5	BP...-400/20/3-P-IVS	BPZ-TG-400/20/3-IVS	112960	1
498	1540	8	BP...-600/17/3-P-IVS	BPZ-TG-600/17/3-IVS	112961	1
498	1870	10	BP...-600/20/3-P-IVS	BPZ-TG-600/20/3-IVS	112962	1
748	1540	12	BP...-830/17/3-P-IVS	BPZ-TG-830/17/3-IVS	112963	1
748	1870	15	BP...-830/20/3-P-IVS	BPZ-TG-830/20/3-IVS	112964	1
1092	1540	16	BP...-1200/17/3-P-IVS	BPZ-TG-1200/17/3-IVS	112965	1
1092	1870	20	BP...-1200/20/3-P-IVS	BPZ-TG-1200/20/3-IVS	112966	1

Support Systems for the XVTL[1] Enclosure Series

- Sheet steel, galvanized
- To accommodate the IVS installation units
- Incl. insulated support brackets Z-IVS-IH4
- Incl. fixing material

VT13407



Width	Height	Max. Installation Units	For Enclosures	Type Designation	Article No.	Units per package
317	1540	4	XVTL-MP/B-4/3/16-IVS	BPZ-TG-400/17/3-IVS	112959	1
317	1870	5	XVTL-MP/B-4/3/20-IVS	BPZ-TG-400/20/3-IVS	112960	1
498	1540	8	XVTL-MP/B-6/3/16-IVS	BPZ-TG-600/17/3-IVS	112961	1
498	1870	10	XVTL-MP/B-6/3/20-IVS	BPZ-TG-600/20/3-IVS	112962	1
748	1540	12	XVTL-MP/B-8/3/16-IVS	BPZ-TG-830/17/3-IVS	112963	1
748	1870	15	XVTL-MP/B-8/3/20-IVS	BPZ-TG-830/20/3-IVS	112964	1
1092	1540	16	XVTL-MP/B-12/3/16-IVS	BPZ-TG-1200/17/3-IVS	112965	1
1092	1870	20	XVTL-MP/B-12/3/20-IVS	BPZ-TG-1200/20/3-IVS	112966	1
397	1540	4	XVTL-MP/B-4/4/16-IVS	XVTL-TG-400/16/4-IVS	116056	1
397	1870	5	XVTL-MP/B-4/4/20-IVS	XVTL-TG-400/20/4-IVS	116057	1
597	1540	8	XVTL-MP/B-6/4/16-IVS	XVTL-TG-600/16/4-IVS	116058	1
597	1870	10	XVTL-MP/B-6/4/20-IVS	XVTL-TG-600/20/4-IVS	116059	1
797	1540	12	XVTL-MP/B-8/4/16-IVS	XVTL-TG-800/16/4-IVS	116070	1
797	1870	15	XVTL-MP/B-8/4/20-IVS	XVTL-TG-800/20/4-IVS	116071	1
1197	1540	16	XVTL-MP/B-12/4/16-IVS	XVTL-TG-1200/16/4-IVS	116072	1
1197	1870	20	XVTL-MP/B-12/4/20-IVS	XVTL-TG-1200/20/4-IVS	116073	1

Note: [1] You will find the selection aid for support systems in section Technical Data on page xx.

EATON Powering Business Worldwide

Distribution System
IVS System Accessories and Spare parts

- General system accessories for the IVS Distribution System
- Spare parts

Z-IVS-SCHW250X250

VT16207



AP-45

VT19705



Z-IVS-IH4

VT16907



Z-IVS-ESV

VT17007



EATON
Powering Business Worldwide

IVS System Accessories and Spare parts

Covers for Spare Areas

- Insulated cover strips for 45mm frame size

VT19505



AM-45

VT19705



AP-45

10194



AP-45-W

VT19805



NBP-1000-W

Height	MU	Description	Type Designation	Article No.	Units per package
45	12	Cover module	VST12	002322	1
45	1	Set of cover modules	AM-45	275409	1
			AP-45	275410	1
45	2x10	Set of cover plates	AP-45-W	275411	1
45	6	Cover plate	NBP-1000	275413	1
45	–	Cover strip	VST12	002322	10
45	12	Cover bar			

SASY 60i Cover for Spare Areas

- Insulated cover to close spare areas of SASY 60i cut-outs, RAL 7035 light grey
- Plug-in and snap-on type
- Can be cut shorter

SG13506



Width	Height	MU	Installation Depth under the cover (mm)	Type Designation	Article No.	Units per package
54	195	3	–	AM-195/54	107963	1

Section Separators

- Horizontal, RAL 7035 light grey
- Section separators can be used as an option

VT16207, VT16307



Width	Height	Suitable for IVS enclosures	Type Designation	Article No.	Units per package
250	250	all	Z-IVS-SCHW250X250	112975	1
500	250	all	Z-IVS-SCHW500X250	112976	1

- Vertical, RAL 7035 light grey
- Section separators can be used as an option

VT31709



Phase out type

NEW

Width	Height	Suitable for IVS enclosures	Type Designation	Article No.	Units per package
375	187	all	IVS-SCHW375/2	022013	1
375	187	all	Z-IVS-SCHW375/2	129996	2

Powering Business Worldwide

Locking Bolt

- Insulated, RAL 7035 light grey
- Available as a spare part

VT17007



Type Designation	Article No.	Units per package
Z-IVS-ESV	112950	16

Sealing Part

VT17107



Type Designation	Article No.	Units per package
Z-IVS-PLT	112949	1

Insulated Holder

VT16907



Type Designation	Article No.	Units per package
Z-IVS-IH4	112974	1 / 60

Set of Insulators

- For an insulated setup of DIN rails with RKE2-1F-110-IVS and RT110

VT14608



Type Designation	Article No.	Units per package
IST-RKE	052860	5

Support Rail

- According to EN 60715

VT16607



Width (mm) x height (mm)	Type Designation	Article No.	Units per package
35 x 7.5	TS45	055403	20
35 x 7.5	TS110	090997	10
35 x 7.5	TS195-IVS	112946	3
35 x 15	TS250	083292	3

Connecting Part

- Used to connect TS45 or TS110 with AE3... and CE3...

VT16807



Type Designation	Article No.	Units per package
VS270	015070	20

Mounting Ledge

- Hole pattern arranged as a 25 mm grid

VT15407



Type Designation	Article No.	Units per package
ML110	036323	10
ML140	113741	10

NEW

Special Profiled Mounting Rails

- Installation depth under the cover: variable cascades

VT31509



For IVS section width	MU	Type Designation	Article No.	Units per package
4	55	TSA-4FW-V-IVS	129993	1
3	41	TSA-3FW-V-IVS	129992	1
2	26	TSA-2FW-V-IVS	129991	1
1	12	TSA-1F-V-IVS	129990	1

Distribution System
K-Type Connection Terminals

- Add-on terminals 1-, 3-, 4-, 5-pole
- Round conductors - sector conductors - flat conductors
- 160 – 630 A
- Conversion sets
- Connections for auxiliary conductors
- Terminal covers

VT04907



SG10307



K-Type Terminals

- Incl. terminal labels
  U, V, W – X, Y, Z – L1, L2, L3 – T1, T2, T3 – PE, N, PEN.
- External connection for round or sector conductors, other end for Cu band.
- Suitable for copper and aluminium conductors

SG10307



SG10307



SG10307



SG10307



Poles	Terminal Capacities[1] Cu ⊙ ◈ ○ ◇ Al ◈		Terminal Capacities[1] ▤ Cu Band ■ Cu Bar		Type Designation	Article No.	Units per package
n	mm²	mm²	mm	mm			
Rated Operating Current I_e 160 A							
1	1x16-95	1x35-70	(1x) 3x9x0.8	18x4	K95/1N	010773	1
3			up to		K95/3	025017	1
4			(1x) 6x9x0.8		K95/4	027390	1
5					K95/5	029763	1
1			–	–	K95/1N/BR	012336	1
Rated Operating Current I_e 250 A							
1	1x35-150	1x350-120	(1x) 4x16x0.8	18x4	K150/1N	089085	1
3	2x16-70	2x35-50	up to		K150/3	032136	1
4			(2x) 6x16x0.8		K150/4	034509	1
5					K150/5	036882	1
1			–	–	K150/1/BR	014709	1
Rated Operating Current I_e 400 A							
1	1x50-240	1x95-185	(1x) 6x16x0.8	25x15	K240/1N	091458	1
3	2x25-120	2x50-95	up to		K240/3	039255	1
4			(1x) 10x16x0.8		K240/4	041628	1
5					K240/5	044001	1
1			–	–	K240/1/BR	017082	1
Rated Operating Current I_e 630 A							
1	1x150-300	1x150-240	(1x) 10x16x0.8	40x15	K2X240/1N	093831	1
3	2x50-240	2x95-185	up to		K2X240/3	046374	1
4			(1x) 11x21x1		K2X240/4	048747	1
5					K2X240/5	051120	1
1			–	–	K2X240/1/BR	019455	1

[1] Key



- ○ Round cable, single-wired
- ⊙ Round cable, multi-wired
- ◇ Sector cable, single-wired
- ◈ Sector cable, multi-wired
- ▤ Cu band
- ■ Cu bar

Type K95/1N/BR, K150/1/BR, K240/1/BR and K2X240/1/BR = for round cable or sector cable connection on both sides

EATON Powering Business Worldwide

Conversion Sets for K-Type Terminals

VT10408



Suitable for	Rated Permanent Current I_u A	Type Designation	Article No.	Units per package
• For one conductor • For conversion from band-type connection to cable-type connection				
K95/...	160	D-K95	020277	1
K150/...	250	D-K150	022650	1
K240/...	400	D-K240	025023	1
K2X240/...	630	D-K2X240	027396	1

VT12508



• For one auxiliary conductor • M4-screw with pressure shim • Terminal capacity 0.5 - 2.5 mm^2				
K95/... and K150/...	–	HK-K95-K150	001916	1
K240/...	–	HK-K240	098585	1
K2X240/...	–	HK-K2X240	010785	1

5-pole Terminal Cover

VT10308



- Incl. warning sign
- According to DIN (electricity lightning bolt)
- 3 or 4-pole terminal covers can be obtained by splitting

3, 4 and 5-poles respectively			
K95/.	H-K95/5	036888	4
K150/.	H-K150/5	039261	1
K240/.	H-K240/5	041634	1
K2X240/.	H-K2X240/5	044007	1

General Accessories for Panel Building

- Insulated individual terminals
- Brace terminals
- Universal conductor terminals
- Flat copper rails
- Multi-layer copper band
- Conductor support
- F3A flanges
- Cable grommets
- Cable fittings
- Wiring diagram pocket

Insulated Individual Terminals

- With two connections
- With adhesive labels
- Can be snapped onto mounting plates
- Can be snapped onto DIN rails according to IEC/EN 60715
- Terminal capacity according to IEC/EN 60947-1, VDE 0609 Part 1
- Rated insulation voltage Ui = 1000 V AC

VT06408



VT06308



VT06208



Circuit	Rated Permanent Current I_u	Terminal Capacities [1]	Cu Band	Type Designation Article No.	Units per package
	A	mm^2	mm		
	32	○ 1,5 - 10 ⁘ 1,5 - 6	–	**K10/1** 093827	10 pcs.
	63	○ 4 - 16 ⁖ 16 - 25 ⁘ 6 - 16	–	**K25/1** 096200	10 pcs.
	100	○ 10 - 16 ⁖ 16 - 50 ⁘ 10 - 35	▤ 3 x 9 x 0.8	**K50/1** 098573	10 pcs.

VT07108



VT07108



Cu Bars	Terminal Capacity Band conductor	Rated Operating Current Band Conductor	Terminal Capacity [1] Round Conductor	Type Designation Article No.	Units per package
mm	mm	I_e (A)	mm^2		
Terminal for Joint-Bar					
10 x 3	–	–	○ ⁖ 1.5 - 16 ⁘ 0.75 - 16	**AK16** 079336	50 pcs.
10 x 3	–	–	○ 6 - 16 ⁖ 6 - 25 ⁘ 4 - 25	**AK35** 079614	50 pcs.

VT07108



Joint-Bar to accommodate AK ... Terminals

- In combination with K... busbar terminals

–	–	–	–	**L-KL-R** 079269	50 pcs.

[1] ○ Round conductor, single-wired
⁘ Round conductor, fine-wired with expertly pressed wire end ferrule
⁖ Round conductor, multi-wired
◇ Sector conductor, single-wired
◈ Sector conductor, multi-wired
▤ Cu band
■ Cu bar

EATON
Powering Business Worldwide

Connection of Busbar Terminals

Max. Rated Operating Current Ie (A)	Type of Conductor[1]	Special Features	Suitable for	Designation Article No.	Notes	Units per package
Brace Terminal						
VT13306  500	95 - 185mm², AWG3/0 - MCM350. ⊛ directly terminated, ⊛ ◈	Drill-free termination techn. on busbars	20x5/10 25x5/10 30x5/10 Double-T-Profile	**AKS185** 107195	Contact between conductor and busbar is established via a cable bed	6 pcs.
VT13406  600	150 - 300mm², MCM300 - MCM600. ⊛ directly terminated, ⊛ ◈	Drill-free termination techn. on busbars	20x5/10 25x5/10 30x5/10 Double-T-Profile	**AKS300** 107196	Contact between conductor and busbar is established via a cable bed	3 pcs.
VT13206  800	▤ 3x20x1 up to 2x(10x32x1) ■ 32x25	Drill-free termination techn. on busbars	20x5/10 25x5/10 30x5/10 Double-T-Profile	**AKS-CU-BAND** 107197	Contact between conductor and busbar is established via a contact block	3 pcs.

[1] ◯ Round conductor, single-wired
⊛ Round conductor, fine-wired with expertly pressed wire end ferrule
⊛ Round conductor, multi-wired
◇ Sector conductor, single-wired
◈ Sector conductor, multi-wired
▤ Cu band
■ Cu bar

xBoard

EATON Powering Business Worldwide

VT06908



Connection of Busbar Terminals

Copper Bars (mm)	Terminal Capacity of Band Conductor (mm)	Rated Operating Current of Band Conductor Ie (A)	Terminal Capacity of Round Conductor [1] (mm^2)	**Designation** Article No.	Units per package
Connection of Band Conductors					
12x5	3x9x0.8 6x9x0.8 4x16x0.8 6x16x0.8	100 160 200 250	○ 1.5-10 ⁘ 1.5-6	**K12X5/25** 002324	10 pcs.
20x5	3x9x0.8 6x9x0.8 4x16x0.8 6x16x0.8	100 160 200 250	○ 1.5-10 ⁘ 1.5-6	**K20X5/25** 002327	10 pcs.
20x5 20x10	3x9x0.8 6x9x0.8 4x16x0.8 6x16x0.8 10x16x0.8	100 160 200 250 400	○ 1.5-10 ⁘ 1.5-6	**K20X10/35** 002325	10 pcs.
20x5 20x10 20x15	3x9x0.8 6x9x0.8 4x16x0.8 6x16x0.8 10x16x0.8 11x21x1	100 160 200 250 400 630	○ 1.5-10 ⁘ 1.5-6	**K20X15/40** 002285	10 pcs.
20x15	11x21x1 2x(11x21x1)	630 800	○ 1.5-10 ⁘ 1.5-6	**K20X15/50** 002326	10 pcs.

[1] ○ Round conductor, single-wired
⁘ Round conductor, fine-wired with expertly pressed wire end ferrule
∴ Round conductor, multi-wired
◇ Sector conductor, single-wired
◈ Sector conductor, multi-wired
≡ Cu band
■ Cu bar

EATON
Powering Business Worldwide

Connection of Busbar Terminals

VT07008



Copper Bars (mm)	Terminal Capacity of Band Conductor (mm)	Rated Operating Current of Band Conductor Ie (A)	Terminal Capacity of Round Conductor [1] (mm^2)	**Designation** Article No.	Units per package
Connection of Band and Round Conductors					
12x5	3x9x0.8	100	16-35 16-25	**K12X5-1** 002281	10 pcs.
12x5	3x9x0.8 10x16x0.8	100 400	25-120 25-95	**K12X5-2** 002282	10 pcs.
20x5	3x9x0.8 6x9x0.8 4x16x0.8 6x16x0.8	100 160 200 250	35-70 35-50	**K20X5** 002286	10 pcs.
20x5	3x9x0.8 6x9x0.8 4x16x0.8 6x16x0.8 10x16x0.8 11x21x1	100 160 200 250 400 630	35-240 35-185	**K20X10** 002283	10 pcs.
20x10	3x9x0.8 6x9x0.8 4x16x0.8 6x16x0.8 10x16x0.8 11x21x1	100 160 200 250 400 630	35-185 35-95	**K20X10** 002283	10 pcs.
20x15	3x9x0.8 6x9x0.8 4x16x0.8 6x16x0.8 10x16x0.8 11x21x1	100 160 200 250 400 630	35-70 35-50	**K20X10** 002283	10 pcs.
20x10-15 20x5-15	3x9x0.8 11x21x1	100 630	35-300 35-240	**K20X15** 002284	10 pcs.

[1] ◯ Round conductor, single-wired
⁘ Round conductor, fine-wired with expertly pressed wire end ferrule
∴ Round conductor, multi-wired
◇ Sector conductor, single-wired
◈ Sector conductor, multi-wired
≡ Cu band
■ Cu bar

EATON
Powering Business Worldwide

Connection of Busbar Terminals

	Max. Rated Operating Current Ie (A)	Type of Conductor[1]	Special Features	Suitable for	**Designation** Article No.	Units per package
	Universal Conductor Terminal 5 mm					
VT18406 	180	1.5 - 16mm^2, AWG 14 - AWG 6. directly terminated, 8x6x0.5	With integrated retaining spring, captive terminal screw	All flat busbars of a thickness of 5 mm	**AKU16/5** 107187	100 pcs.
VT18306 	270	4 - 35mm^2, AWG 10 - AWG 2. directly terminated, 3x9x0.8 or 6x9x0.8	With integrated retaining spring, captive terminal screw	All flat busbars of a thickness of 5 mm	**AKU35/5** 107188	50 pcs.
VT18206 	400	16 - 70mm^2, AWG 4 - AWG 2/0. directly terminated, 2x(3x9x0.8) or 6x9x0.8	With integrated retaining spring, captive terminal screw	All flat busbars of a thickness of 5 mm	**AKU70/5** 107189	25 pcs.
VT18106 	440	16 - 120mm^2, AWG 4 - MCM 250. directly terminated, 4x16x0.8 or 6x16x0.8 or 10x16x0.8	With integrated retaining spring, captive terminal screw	All flat busbars of a thickness of 5 mm	**AKU120/5** 107190	25 pcs.

[1] Round conductor, single-wired
Round conductor, fine-wired with expertly pressed wire end ferrule
Round conductor, multi-wired
Sector conductor, single-wired
Sector conductor, multi-wired
Cu band
Cu bar

xBoard

EATON Powering Business Worldwide

Connection of Busbar Terminals

Universal Conductor Terminal 10 mm

Max. Rated Operating Current Ie (A)	Type of Conductor [1]	Special Features	Suitable for	Designation Article No.	Units per package
VT13806  180	1.5 - 16mm², AWG 14 - AWG 6. ⊛ directly terminated, ◯ ⁘ ▤ 8x6x0.5	With integrated retaining spring, captive terminal screw	All flat busbars of a thickness of 10 mm	**AKU16/10** 107191	100 pcs.
VT13706  270	4 - 35mm², AWG 10 - AWG 2. ⊛ directly terminated, ◯ ⁘ ▤ 3x9x0.8 or 6x9x0.8	With integrated retaining spring, captive terminal screw	All flat busbars of a thickness of 10 mm	**AKU35/10** 107192	50 pcs.
VT13606  400	16 - 70mm², AWG 4 - AWG 2/0. ⊛ directly terminated, ⁘ ▤ 2x(3x9x0.8) or 6x9x0.8	With integrated retaining spring, captive terminal screw	All flat busbars of a thickness of 10 mm, double-T-profile	**AKU70/10** 107193	25 pcs.
VT13506  440	16 - 120mm², AWG 4 - MCM 250. ⊛ directly terminated, ⁘ ▤ 4x16x0.8 or 6x16x0.8 or 10x16x0.8	With integrated retaining spring, captive terminal screw	All flat busbars of a thickness of 10 mm, double-T-profile	**AKU120/10** 107194	25 pcs.

[1] ◯ Round conductor, single-wired
⊛ Round conductor, fine-wired with expertly pressed wire end ferrule
⁘ Round conductor, multi-wired
◇ Sector conductor, single-wired
◈ Sector conductor, multi-wired
▤ Cu band
■ Cu bar

EATON Powering Business Worldwide

Busbars

wa_vt00408



wa_vt00308



Flat Copper Bars

Max. Rated Operating Current I_e (A)	Dimensions (mm x mm)	Length (mm)	Cu Index[1)]	**Designation** Article No.	Notes	Units per package
160	12 x 5	1500	0.81	**CU12X5** 034121	tin-plated	10 pcs.
		2250	1.21	**CU12X5-2250** 005093	tin-plated	10 pcs.
250	20 x 5	1500	1.34	**CU20X5** 044092	tin-plated	10 pcs.
		2250	2.,1	**CU20X5-2250** 007466	tin-plated	10 pcs.
400	20 x 10	1500	2.68	**CU20X10** 041719	tin-plated	5 pcs.
		2250	4.02	**CU20X10-2250** 009839	tin-plated	5 pcs.
630	30 x 10	1500	4.02	**CU30X10** 051211	blank	1 pc.

1) Please refer to chapter General Information for how to calculate the extra-charge for this material.

wa_vt04807



Multi-Layer Copper Band, Insulated

- E-Cu conductor, tin-plated
- Rated voltage 690 V AC
- UL-listed for max. 600 V AC
- Breakdown voltage 20 kV/mm
- Insulation material heat-resistant up to +105° Celsius
- Self-extinguishing according to UL94VO
- 2000 mm long

Max. Rated Current Ie (A)	Dimensions (Number of layers x Width x Thickness of Layers) (mm)	Cross-Section (mm^2)	**Designation** Article No.	Notes	Units per package
100	3 x 9 x 0.8	21.6	**CU-BAND3X9X0,8-BK** 081167	black	20 units
	3 x 9 x 0.8	21.6	**CU-BAND3X9X0,8-BU** 080960	blue	20 units
	3 x 9 x 0.8	21.6	**CU-BAND3X9X0,8-GNYE** 081006	green/yellow	20 units
160	6 x 9 x 0.8	43.2	**CU-BAND6X9X0,8-BK** 081414	black	10 units
	6 x 9 x 0.8	43.2	**CU-BAND6X9X0,8-BU** 081344	blue	10 units
	6 x 9 x 0.8	43.2	**CU-BAND6X9X0,8-GNYE** 081367	green/yellow	10 units
200	9 x 9 x 0.8	64.8	**CU-BAND9X9X0,8-BK** 081515	black	10 units
	9 x 9 x 0.8	64.8	**CU-BAND9X9X0,8-BU** 081436	blue	10 units
	9 x 9 x 0.8	64.8	**CU-BAND9X9X0,8-GNYE** 081485	green/yellow	10 units
250	6 x 16 x 0.8	74.4	**CU-BAND6X16X0,8-BK** 081310	black	10 units
	6 x 16 x 0.8	74.4	**CU-BAND6X16X0,8-BU** 081222	blue	10 units
	6 x 16 x 0.8	74.4	**CU-BAND6X16X0,8-GNYE** 081275	green/yellow	10 units
400	10 x 16 x 0.8	124	**CU-BAND10X16X0,8-BK** 080739	black	5 units
	10 x 16 x 0.8	124	**CU-BAND10X16X0,8-BU** 079736	blue	5 units
	10 x 16 x 0.8	124	**CU-BAND10X16X0,8-GNYE** 080698	green/yellow	5 units
	5 x 24 x 1	120	**CU-BAND5X24X1-BK** 119032	black	5 units
630	11 x 21 x 1	231	**CU-BAND11X21X1-BK** 080923	black	5 units
	11 x 21 x 1	231	**CU-BAND11X21X1-BU** 080769	blue	5 units
	11 x 21 x 1	231	**CU-BAND11X21X1-GNYE** 080836	green/yellow	5 units
	8 x 24 x 1	192	**CU-BAND8X24X1-BK** 119033	black	5 units
	10 x 24 x 1	240	**CU-BAND10X24X1-BK** 119034	black	5 units
	5 x 32 x 1	160	**CU-BAND5X32X1-BK** 119035	black	5 units
800	10 x 32 x 1	320	**CU-BAND10X32X1-BK** 119036	black	3 units
1000	10 x 40 x 1	400	**CU-BAND10X40X1-BK** 119037	black	3 units
1250	10 x 50 x 1	500	**CU-BAND10X50X1-BK** 119038	black	2 units
1600	10 x 80 x 1	800	**CU-BAND10X80X1-BK** 119039	black	1 unit

VT04808



VT06008



VT05308



VT05208



	Suitable for	**Designation** Article No.	Notes	Units per package
Conductor Support[1)]				
Profile ledge	Clamp clips	**BZ248** 076516		10 pcs.
Clamp clips	3 x 9 x 0.8 6 x 9 x 0.8	**BZ249** 078889		10 pcs.
	4 x 16 x 0.8 6 x 16 x 0.8 10 x 16 x 0.8	**BZ251** 081262		10 pcs.
	11 x 21 x 1	**BZ252** 083635		10 pcs.
Support Frame • for door installations • for measuring instruments				
	EQ72	**BT434** 088379		10 pcs.
	EQ96	**BT435** 090752		10 pcs.

Note: [1)] Please refer to section Technical Data on page xx for short-circuit strength.

Flange Plates; F3A, ZSD-2K/FLA

- Insulation material
- With metric pre-stamping, with cable grommets or as blind flange

	Description	Type Designation	Article No.	Units per package
	Blind flange			
VT17407 	Blind flange Insulation material	F3A-0	074182	1
	Metric Pre-Stamping			
VT17507 	4xM16, 6xM25/16, 8xM32/20	F3A-4	081301	1
VT17307 	2xM20, 8xM25/16, 4xM32/20,	F3A-8	091468	1
VT17607 	2xM16, 12xM20, 2xM40/25, 2xM50/32	F3A-12	076555	1
VT17707 	24xM16, 13xM20	F3A-34	078928	1
	Pass-through flange			
VT17207 	Cellular rubber 40 cables Ø 10-13mm 4 cables Ø 17-21mm 2 cables Ø 27-30mm	F3A-D	010145	1
VT19605 	Membrane	ZSD-2K/FLA	272166	1
	Cable Grommet Flange			
VT17807 	2 grommets for cables up to Ø 70mm	F3A-KTD	083674	1

Blind Flange, Sheet Steel, F3A-XP

- Blind flange, sheet steel, powder-coated in RAL 7035 light grey
- With foamed sealing

	Description	Type Designation	Article No.	Units per package
	Blind Flange			
VT09208 	Blind flange Sheet steel	F3A-XP	113426	1

Powering Business Worldwide

Metric Membrane Grommets

- IP66, with integrated pass-through membrane
- PE and thermoplastic elastomer, halogen-free

VT06508



Cable Insertion	Hole Diameter mm	Outside Diameter of Cable mm	Suitable for Cables NYM/NYY, 4-wired mm²	Type Designation	Article No.	Units per package
M16	16.5	1 – 9	H03VV-F3 x 0.75 mm², NYM 1 x 16/3 x 1.5 mm²	KT-M16	216983	100 pcs.
M20	20.5	1 – 13	H03VV-F3 x 0.75 mm², NYM 5 x 1.5/5 x 2.5 mm²	KT-M20	207602	100 pcs.
M25	25.5	1 – 18	H03VV-F3 x 0.75 mm², NYM 4 x 10 mm²	KT-M25	207603	100 pcs.
M32	32.5	1 – 25	H03VV-F3 x 0.75 mm², NYM 4 x 16/5 x 10 mm²	KT-M32	207604	100 pcs.

Cable Fittings, Metric According to EN 50262

Metric cable fittings with counter nut and integrated strain relief

- IP68 up to 5 bar, polyamide, halogen-free
- Fire rating V2 according to UL94

VT05708



M12	12.5	3 – 7	H03VV-F 3 x 0.75 mm², NYM 1 x 2.5 mm²	V-M12	215078	20 pcs.
M16	16.5	4.5 – 10	H03VV-F 3 x 1.5 mm², NYM 1 x 16/3 x 1.5 mm²	V-M16	215077	20 pcs.
M20	20.5	6 – 13	H05VV-F 4 x 2.5/3 x 4 mm², NYM 5 x 1.5/5 x 2.5 mm²	V-M20	206910	20 pcs.
M25	25.5	9 – 17	H05VV-F 5 x 2.5/5 x 4 mm², NYM 5 x 2.5/5 x 6 mm²	V-M25	206911	20 pcs.
M32	32.5	13 – 21	NYM 5 x 10 mm²	V-M32	206912	10 pcs.
M40	40.5	16 – 28	NYM 5 x 16 mm²	V-M40	209668	10 pcs.
M50	50.5	21 – 35	NYM 4 x 35/5 x 25 mm²	V-M50	206913	5 pcs.
M63	63.5	34 – 48	NYM 4 x 35 mm²	V-M63	214835	3 pcs.

Multiple Sealing Rings, Metric, for Cable Fittings V-M...

VT06708



M25	–	4 x 5 – 6	H03VV-F 2 x 0.75/3 x 0.75 mm²	MFD25	215451	25 pcs.
M32	–	4 x 3.5 – 7	H03VV-F 4 x 0.75 mm²	MFD32	215452	25 pcs.

Sealing Plug for Spare Openings in Multiple Sealing Rings MFD...

VT07208



M25	–	–	–	MFV25-6	215453	50 pcs.
M32	–	–	–	MFV32-7	215454	50 pcs.

Cable Grommets

- For a panel thickness of 2 – 3 mm
- PVC

VT05608



–	58	14 – 54	–	KT3	031523	2 pcs.
–	75	14 – 68	–	KT4	036269	3 pcs.

Pressure Compensation Grommets/Fittings

Ventilation grommet with filter disc, metric

- To be placed under or at the side of the enclosure, PE and PVC

VT06608



Cable Insertion	Hole Diameter mm	Outside Diameter of Cable mm	Suitable for Cables NYM/NYY, 4-wired mm^2	Type Designation	Article No.	Units per package
M25	25.5	–	–	KT-M25F	224556	50 pcs.

IP56 Ventilation Cable Fitting

- To be placed under or at the side of the enclosure, polyamide, halogen-free
- Permeable to air, impermeable to dust
- Used for the avoidance of condensation

VT05808



Cable Insertion	Hole Diameter mm	Outside Diameter of Cable mm	Suitable for Cables NYM/NYY, 4-wired mm^2	Type Designation	Article No.	Units per package
M20	20.5	–	–	STB-M20F	224557	20 pcs.
M25	25.5	–	–	STB-M25F	224558	20 pcs.

Door Earthing Set, BFZ-DES

- Cross-section 6 mm^2
- Incl. assembly accessories

VT19305



Description	Type Designation	Article No.	Units per package
	BFZ-DES	101665	1 pc.

Wiring Diagram Pocket SPT

- Plastic, self-adhesive, RAL 7035 light grey

wa_vt04907



Description	Type Designation	Article No.	Units per package
DIN A4 horizontal	SPT4	002275	10 pcs.
DIN A5 horizontal	SPT5	002276	10 pcs.
DIN A6 horizontal	SPT6	002277	10 pcs.

Bottle with Brush Applicator, BPZ-CPS-7035

VT09405



Colour	Type Designation	Article No.	Units per package
RAL 7035	BPZ-CPS-7035	286771	1 pc.

EATON
Powering Business Worldwide