Pendant control stations
Double insulated, type XACA
For control circuits
Empty enclosures

530233



XACA02

530234



XACA03

530234



XACA12

Empty enclosures

Description	Number of cut-outs	Reference	Weight kg
Enclosure comprising: - the enclosure, - internal mounting plate, - protective cable sleeve, - internal cable clamp, - suspension ring, - cable tie (for tightening sleeve onto cable).	2	**XACA02**	0.440
	3	**XACA03** *(1)*	0.440
	4	**XACA04**	0.540
	5	**XACA05** *(1)*	0.625
	6	**XACA06**	0.665
	8	**XACA08**	0.770
	12	**XACA12**	1.000

Variable composition stations, factory assembled

Use the order form on page 3/13 to define the required configuration.

Equipment: contact blocks, operating heads (control and signalling), complementary accessories	See separate components, page 3/6

(1) Enclosures with 3 cut-outs XACA03 and 5 cut-outs XACA05 cannot be fitted with a mounting adaptor for base mounted units. The first cut-out can only be used for the Emergency stop function.

Pendant control stations
Double insulated, type XACA
For control circuits
Separate components and spare parts

Contact blocks for front mounting

Description	Application	Function	Scheme	Reference	Weight kg
Single block, spring return slow break	Single-speed	N/O		**ZB2BE101**	0.015
		N/C		**ZB2BE102**	0.015
		N/C + N/O + N/O simultaneous *(1)*	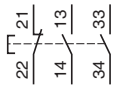	**XENG1491**	0.040
	2-speed	N/C + N/O + N/O staggered (1)	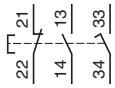	**XENG1191**	0.040
Double block, latching slow break *(2)*	Single-speed	N/O N/O	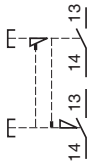	**XENG3781**	0.060
		N/O N/C	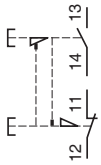	**XENG3791**	0.060



ZB2BE101
ZB2BE102



XENG1191
XENG1491



XENG3781
XENG3791

Isolating switch, slow break, for front mounting

For mounting in enclosures	Application	Function	Scheme	Reference	Weight kg
XACA03 (frontal cut-out) XACA05, A06, A08 (frontal or base cut-out)	Emergency stop	N/C + N/C + N/C with positive opening operation	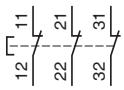	**XENT1192**	0.050



XENT1192

(1) Only for use with XACA9●●● operators.
(2) Not suitable for use with the following operating heads: ZA2BB, ZA2BD, ZA2BG and ZA2BS.

Presentation:
page 3/12

Pendant control stations
Double insulated, type XACA
For control circuits
Separate components and spare parts

530240



XACS10●

Contact blocks for base mounting

Description	Function	Scheme	Reference	Weight kg
Spring return slow break *(1)*	N/O		**XACS101**	0.030
	N/C		**XACS102**	0.030
	N/O + N/O		**XACS103**	0.045
	N/C + N/C		**XACS104**	0.045
	N/C + N/O		**XACS105**	0.045

PF110461



ZB2BV006

Pilot light bodies for front mounting

Description	Supply voltage	Scheme	Reference	Weight kg
Direct supply Bulb not included *(2)*	≤ 400 V		**ZB2BV006**	0.015
Direct supply, through resistor Incandescent BA 9s base fitting 130 V bulb included	230 V		**ZB2BV007**	0.020

PF110462



ZB2BV007

(1) Not suitable for use with 3-position operating heads ZA2BD and ZA2BG or for mounting in enclosures XACA039 and XACA03.

(2) Bulb type for use with direct supply units: BA 9s base fitting incandescent bulb U ≤ 130 V or neon bulb 110 V ≤ U ≤ 400 V. Maximum power: 2.6 W, maximum Ø: 11 mm, maximum length: 28 mm. See page 3/9.

Pendant control stations
Double insulated, type XACA
For control circuits
Separate components and spare parts

530243



XACA94●●

Operating heads for front mounting

Description	Colour	Sold in lots of	Unit reference	Weight kg
Booted operators	White	10	**XACA9411**	0.010
	Black	10	**XACA9412**	0.010
	Green	10	**XACA9413**	0.010
	Red	10	**XACA9414**	0.010
	Yellow	10	**XACA9415**	0.010
	Blue	10	**XACA9416**	0.010
	Brown	10	**XACA9419**	0.010

Operating heads for front or base mounting

Description	Colour	Type	Reference	Weight kg
Trigger action latching Emergency stop *(1)* Turn to release	Red	Ø 30 mm	**ZA2BS834**	0.040
		Ø 40 mm	**ZA2BS844**	0.050
Trigger action latching Emergency stop *(2)* Key release (n° 455) Key withdrawal in rest (unactuated) position	Red	Ø 30 mm	**ZA2BS934**	0.060
		Ø 40 mm	**ZA2BS944**	0.065
Selector switches *(3)*, **standard handle** (Not to be used with XENG●●●● contact blocks)	Black	2 position, stay put	**ZA2BD2**	0.018
		3 position, stay put *(4)*	**ZA2BD3**	0.018
Key switches *(2)* (key n° 455) Key withdrawal in left and right-hand position	–	2 position, stay put	**ZA2BG4**	0.042
		3 position, stay put *(4)*	**ZA2BG5**	0.042
Key switch *(2)* (key n° 455) Key withdrawal in left-hand position	–	2 position, stay put	**ZA2BG2**	0.042
Key switch *(2)* (key n° 455) Spring return from right to left Key withdrawal in left-hand position	–	2-position	**ZA2BG6**	0.042
Key switch *(4)* *(2)* (key n° 455) Key withdrawal in centre position	–	3 position, stay put	**ZA2BG3**	0.042
Wobblesticks *(5)* Operates in all directions for fast stop	Black	–	**ZA2BB2**	0.060
	Red	–	**ZA2BB4**	0.060

530249



ZA2BS834

DF538493



ZA2BS944

530245



ZA2BD●

530246



ZA2BG●

DF565529



ZA2BB●

(1) Trigger action mechanically latching Emergency stop pushbuttons conform to standards EN/IEC 60204-32, EN/ISO 13850, Machinery directive 98/37/EC and standard EN/IEC 60947-5-5.
(2) Other key numbers available on request, please consult our Customer Care Centre.
(3) Selector switches available with other mechanical functions, please consult our Customer Care Centre.
(4) Only suitable for front mounting.
(5) Base mounting recommended.

Presentation:
page 3/12

Pendant control stations
Double insulated, type XACA
For control circuits
Separate components and spare parts


ZA2BV0●


DL1C●●●●


DL1CF●●●


XACA960


XACA009


ZB2SZ3

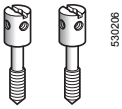
XACB961

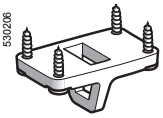
XACA971

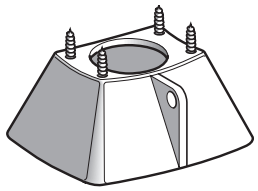
XACA982

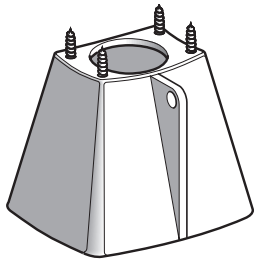
XACA983


XBFX13

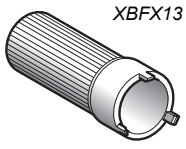
ZA2BZ905

Pilot light heads

Description	Colour	Reference	Weight kg
For use with incandescent bulbs			
Lens cap with bezel and fixing nut	White	**ZA2BV01**	0.015
	Green	**ZA2BV03**	0.015
	Red	**ZA2BV04**	0.015
	Yellow	**ZA2BV05**	0.015
	Blue	**ZA2BV06**	0.015
	Clear	**ZA2BV07**	0.015
For use with neon bulbs			
Lens cap with bezel and fixing nut	Green	**ZA2BV033**	0.015
	Red	**ZA2BV043**	0.015
	Yellow	**ZA2BV053**	0.015
	Clear	**ZA2BV073**	0.015

Bulbs

Description	Voltage	Sold in lots of	Unit reference	Weight kg
Incandescent BA 9s base fitting Maximum power: 2.6 W Maximum Ø: 11 mm Maximum length: 28 mm	6 V	10	**DL1CB006**	0.002
	12 V	10	**DL1CE012**	0.002
	24 V	10	**DL1CE024**	0.002
	48 V	10	**DL1CE048**	0.002
	130 V	10	**DL1CE130**	0.002
Neon BA 9s base fitting Maximum power: 2.6 W Maximum Ø: 11 mm Maximum length: 28 mm	110 V	10	**DL1CF110**	0.002
	230 V	10	**DL1CF220**	0.002
	400 V	10	**DL1CF380**	0.002

Complementary accessories, tools

Description		Reference	Weight kg
Protective cable sleeve	For cable Ø 8 to 22 mm	**XACA950**	0.070
	For cable Ø 8 to 26 mm	**XACA960**	0.090
Mechanical interlock for 2 operators	With fixing screws	**XACA009**	0.003
Blanking plug	With seal and fixing nut	**ZB2SZ3**	0.005
Tightening tool for fixing nut	–	**ZA2BZ905**	0.060
Adaptor for self-supporting cable type BBAP	Mounted with protective sleeve for cable Ø 8 to 26 mm	**XACB961**	0.025
Lower support ring	–	**XACA971**	0.010
Protective guards for base mounted units	For selector switch (standard handle) or Emergency stop head pushbutton	**XACA982**	0.025
	For key switch or key release latching Emergency stop head pushbutton	**XACA983**	0.045
Bulb extractor	For BA 9s base fitting bulbs	**XBFX13**	0.025

Pendant control stations

Double insulated, type XACA

For control circuits

Legends 30 x 40 mm with symbols conforming to NF E 52-124

530209

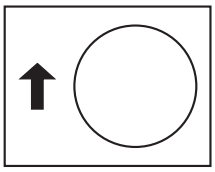

White background, black symbol



Black background, white symbol



Red background, white symbol

Function Symbol	Reference	Weight kg
Raise, slow	**ZB2BY4901**	0.001
Raise, fast	**ZB2BY4902**	0.001
Raise, slow-fast	**ZB2BY4903**	0.001
Right, slow	**ZB2BY4907**	0.001
Right, fast	**ZB2BY4908**	0.001
Right, slow-fast	**ZB2BY4909**	0.001
Forward, slow	**ZB2BY4913**	0.001
Forward, fast	**ZB2BY4914**	0.001
Forward, slow-fast	**ZB2BY4915**	0.001
Slew right, slow	**ZB2BY4919**	0.001
Slew right, fast	**ZB2BY4920**	0.001
Slew right, slow-fast	**ZB2BY4921**	0.001
Slow	**ZB2BY4933**	0.001
Klaxon	**ZB2BY4932**	0.001
Start	**ZB2BY4930**	0.001

Function Symbol	Reference	Weight kg
Lower, slow	**ZB2BY2904**	0.001
Lower, fast	**ZB2BY2905**	0.001
Lower, slow-fast	**ZB2BY2906**	0.001
Left, slow	**ZB2BY2910**	0.001
Left, fast	**ZB2BY2911**	0.001
Left, slow-fast	**ZB2BY2912**	0.001
Reverse, slow	**ZB2BY2916**	0.001
Reverse, fast	**ZB2BY2917**	0.001
Reverse, slow-fast	**ZB2BY2918**	0.001
Slew left, slow	**ZB2BY2922**	0.001
Slew left, fast	**ZB2BY2923**	0.001
Slew left, slow-fast	**ZB2BY2924**	0.001
Fast	**ZB2BY4934**	0.001
Start-Klaxon	**ZB2BY4935**	0.001
Stop	**ZB2BY2931**	0.001

Presentation:
page 3/12

Pendant control stations
Double insulated, type XACA
For control circuits
Legends 30 x 40 mm

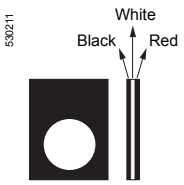

ZB2BY2101

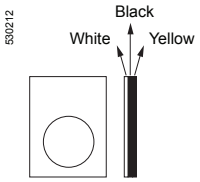

ZB2BY4101

Text	Reference	Weight kg	Text	Reference	Weight kg

- Start functions: white characters on black background
- Stop functions: white characters on red background

Blank

Black or red background	**ZB2BY2101**	0.001	White or yellow background	**ZB2BY4101**	0.001

With English text

For pushbuttons

Start	**ZB2BY2303**	0.001	Stop	**ZB2BY2304**	0.001
Forward	**ZB2BY2305**	0.001	Reverse	**ZB2BY2306**	0.001
Up	**ZB2BY2307**	0.001	Down	**ZB2BY2308**	0.001
Right	**ZB2BY2309**	0.001	Left	**ZB2BY2310**	0.001
On	**ZB2BY2311**	0.001	Off	**ZB2BY2312**	0.001
Power on	**ZB2BY2326**	0.001	Slow	**ZB2BY2327**	0.001
Fast	**ZB2BY2328**	0.001	Klaxon	**ZB2BY2125**	0.001

For selector switches

–	–	0.001	Off-On	**ZB2BY2367**	0.001

With French text

For pushbuttons

Marche	**ZB2BY2103**	0.001	Arrêt	**ZB2BY2104**	0.001
Avant	**ZB2BY2105**	0.001	Arrière	**ZB2BY2106**	0.001
Montée	**ZB2BY2107**	0.001	Descente	**ZB2BY2108**	0.001
Droite	**ZB2BY2109**	0.001	Gauche	**ZB2BY2110**	0.001
En service	**ZB2BY2111**	0.001	Hors service	**ZB2BY2112**	0.001
Sous tension	**ZB2BY2126**	0.001	Lent	**ZB2BY2127**	0.001
Vite	**ZB2BY2128**	0.001	Klaxon	**ZB2BY2125**	0.001

For selector switches

Arrêt-Marche	**ZB2BY2166**	–	Hors-en	**ZB2BY2167**	0.001

With special texts

- Specify text when ordering,
- 2 lines maximum, 11 characters per line.

White characters on black background	**ZB2BY2002**	0.001	Black characters on white background	**ZB2BY4001**	0.001
White characters on red background	**ZB2BY2004**	0.001	Black characters on yellow background	**ZB2BY4005**	0.001

Other versions Legends with texts in other languages.
Please consult our Customer Care Centre.

Pendant control stations

Double insulated, type XACA

For control circuits

Variable composition stations, factory assembled

