Universal Enclosures
Catalogue | 2013

Linergy TR

Terminal Blocks



Schneider Electric

Contents

Introduction 4

Screw terminal blocks 15

Spring terminal blocks 43

Push-in terminal blocks 63

Hybrid terminal blocks 75

Accessories 79

Index of references 95

Linergy TR
Introduction

Screw technology terminal blocks

BP502173



Terminal block type **NSYTRV**

Presentation
NSYTRV screw technology terminal blocks are components that are well established throughout the world and are suitable for the vast majority of connection applications, due to their wide range of functions and connection possibilities.
NSYTRV terminal blocks ensure quality, safety and the operational availability of equipment. In addition to these advantages, they optimise the setting up and operation of installations, due to their simplicity and integrated functions.

PB502406



Principle of screw connection

Material properties
All metal parts of the screw terminal blocks (screw, cage and bar) are made of high grade, non corrosive copper alloys. This eliminates the risk of rusting and associated consequences, such as unreliable electrical contacts and/or jammed screws.
The good electrical conductivity insures a low temperature rise.
The surface of the metal parts is protected by a lead free, galvanic nickel or tin plating.
The insulating housings of the **NSYTRV** terminal blocks are made of halogen free and UV resistant Polyamide 6.6. This type of plastic has a high impact strength and is flexible even at low temperatures.
Further advantages are the good tropical and termite resistance, high chemical resistance and the excellent aging characteristics. Polyamide 6.6 is certified for inflammability class V0 in accordance with UL 94 and can be used at operating temperatures between -60°C and +130°C.

Connection functions
- Passthrough
- Protective earth
- Double deck and Multi-pole
- Blade disconnect type
- Disconnect (removable carrier), for diode, resistor or cylindrical fuse
- Fused disconnect
- Miniature passthrough
- Passthrough with Telequick universal foot
- For neutral conductors
- Lug-lug type
- Lug-clamp type

PB502407



Mounting accessories
The **NSYTR** terminal blocks have a uniform range of accessories for all connection technologies. Bridging, labelling and test accessories are standardized and reduce your logistics costs.
In addition, all the terminal blocks of the range can be freely combined with each other using the double bridge shaft.

Linergy TR
Introduction

Spring technology terminal blocks

PB502143



Terminal block type **NSYTRR**

Presentation
Spring technology is a type of connection that requires no maintenance and ensures the separation of mechanical and electrical functions.
NSYTRR spring terminals significantly reduce wiring time and eliminate the need for regular re-tightening. This technology allows not only the connection of flexible conductors with or without cable ends, but also of solid conductors with a nominal c.s.a. from 0.13 mm² to 25 mm².
NSYTRR terminal blocks ensure quality, safety and the operational availability of equipment.
In addition to these advantages, they optimise the setting up and operation of installations, due to their simplicity and integrated functions.

PB502408



Principle of spring connection

Material properties
All metal parts of the spring-cage terminal blocks are made of non corrosive materials.
The current carrying metals are high grade copper alloys.
The good electrical conductivity insures a low temperature rise.
The contact force for the spring-cage connection is applied by a spring element made of high strength chromium-nickel spring steel. The surface of the metal parts is protected by a lead free, galvanic nickel or tin plating.
The insulating housings of the **NSYTRR** terminal blocks are made of halogen free and UV resistant Polyamide 6.6 certified for inflammability class V0 in accordance with UL 94.
They can be used at operating temperatures between -60°C and +130°C.

Connection functions
Spring technology terminal blocks are simple and fast to install. A flat screwdriver is used to open the connection point, allowing the conductor to be inserted into the cage.
As soon as the screwdriver is pulled out, the contact is automatically made by spring pressure.
The contact force, which is independent to the user, creates a shakeproof and steadfast long-term connection.

- Passthrough
- Protective earth
- Double deck and Multi-pole
- Blade disconnect type
- Disconnect (removable carrier), for diode, resistor or cylindrical fuse
- Miniature passthrough

PB502362

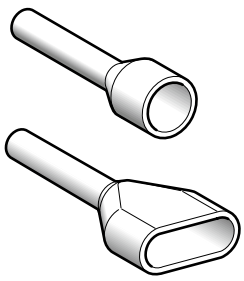

AZ5 and DZ5 cable ends

See pages 86

Mounting accessories
The **NSYTR** terminal blocks have a uniform range of accessories for all connection technologies. Bridging, labelling and test accessories are standardized and reduce your logistics costs.
In addition, all the terminal blocks of the range can be freely combined with each other using the double bridge shaft.

For better contact between the conductor and the current bar, use a cable end (ferrule) for all stranded or flexible wires.

Linergy TR
Introduction

Push-in technology terminal blocks

PB502082



Terminal block type **NSYTRP**

50%
faster installation

PB502409



Principle of push-in connection

Presentation
The new **NSYTRP** push-in terminal blocks use the most cost effective connection technique on the market. This technique drastically reduces wiring time and eliminates the need for regular re-tightening.
The insertion force of the **NSYTRP** push-in terminal blocks is up to 50% lower*.
This allows easy and direct insertion of solid conductors or flexible conductors with cable ends (ferrules) from 0.34 mm² to 6 mm².

Material properties
All metal parts of the push-in terminal blocks are made of non corrosive materials.
The current carrying metals are high grade copper alloys.
The good electrical conductivity insures a low temperature rise.
The contact force for the push-in connection is applied by a leg spring made of high strength chromium-nickel spring steel.
The insulating housings of the **NSYTRP** terminal blocks are made of halogen free and UV resistant Polyamide 6.6 certified for inflammability class V0 in accordance with UL 94.
They can be used at operating temperatures between -60°C and +130°C.

Connection functions
The push-in terminal blocks are made for direct conductor connection. This means that solid conductors or conductors with cable ends can be directly inserted into the terminal block without tools.
The special spring contour allows easy insertion of conductors from 0.34 mm² to 6mm² c.s.a.
Smaller cross-section conductors can be connected by actuating the green button before insertion for 0.14mm² and up.
The contact force, which is independent to the user, creates a shakeproof and steadfast long-term connection.

- Passthrough
- Protective earth
- Double deck and Multi-pole
- Blade disconnect type
- Disconnect (removable carrier), for diode, resistor or cylindrical fuse

Mounting accessories
The **NSYTR** terminal blocks have a uniform range of accessories for all connection technologies.
Bridging, labelling and test accessories are standardized and reduce your logistics costs.
In addition, all the terminal blocks of the range can be freely combined with each other using the double bridge shaft.

PB502362

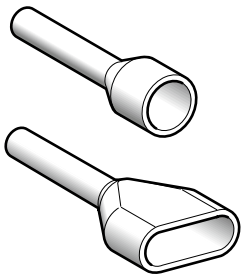

AZ5 and DZ5 cable ends

See pages 86

For better contact between the conductor and the current bar, use a cable end (ferrule) for all stranded or flexible wires.

*50% lower if compared with other direct insertion terminal blocks from the market.

Linergy TR
Introduction

PB502410



Snap-on PE foot
Earth terminal blocks are simply snapped onto the DIN rail to make contact. This mechanically and electrically efficient connection meets all the requirements of standard IEC 60947-7-2.

PB502411



Flexible plug-in bridge system
The **NSYTRAL*** plug-in bridges allow potential distribution to be implemented quickly. All terminals have two bridge shafts to make flexible chain bridging, step bridging or bridging between non adjacent terminal blocks possible.
The reducing bridge permits simple connection of terminal blocks with different nominal cross-sections, (e.g. an **NSYTRV102** terminal with an **NSYTRV22** terminal). This way the power distribution terminal blocks can be quickly setup.

PB502354



Vertical bridge
The **NSYTRALV24R** vertical bridge offers the option of connecting both levels of the standard double level **NSYTRR24D** and **NSYTRR44D** terminal blocks.

PB502213

PB502215



PB502214

Miniature terminal blocks with maximum usage
Due to its space saving design, mini spring-cage terminal blocks are ideal for wiring in extremely restricted spaces.
The generous connection space enables fast wiring of stranded and solid conductors.
They can be mounted on NS 15 DIN rail or directly mounted using screw flange or engagement pins.

Linergy TR
Introduction

General characteristics Terminal blocks

	Technology		Spring	Screw	Push-in
	Type		NSYTRR●●	NSYTRV●●	NSYTRP●●
Component materials	Insulating case		Polyamide 6.6		
	Connector and screw		High grade copper alloys		
	Commoning link		High grade copper alloys		
	Sprint element		Chromium-nickel spring steel		
Electrical and thermal characteristics of insulating case (polyamide 6.6)					
Dielectric strength	Conforming to VDE 0303-T21 and IEC 60243-1	kV/mm	80/65		
Dielectric loss Tan coefficient at 1 MHz	Conforming to VDE 0303-T4 and IEC 60250		0.01		
Dielectric constant at 1 MKz			3.7		
Resistivity	Conforming to VDE 0303-T30 and IEC 60093	Ω.cm	10^{12}		
Surface resistance	Conforming to VDE 0303-T30 and IEC 60093	Ω	10^{12}		
Creep resistance	Conforming to VDE 0303-T30 and IEC 60093	CTI (kB)	500 (>400)		
Ambient air temperature around the device	Conforming to VDE 0304-T21 and IEC 60216-1	°C	Operation: -40…+130		
Inflammability class	Conforming to UL 94	Class/mm thickness	V-0/0.8		
Mounting rail characteristics					
Mounting rail type							
Dimensions Width x depth x thickness		mm	35 x 7.5 x 1	35 x 15 1.5	35 x 15 x 1	35 x 15 x 1.5	35 x 16 x 1.8
Material			Steel	Steel	Steel	Steel	Steel
Equivalent c.s.a. in copper		mm^2	16	25	25	35	70
Short-circuit current withstand		kA	1.92	3	3	4.2	8.4

Nominal c.s.a. and maximum currents of copper conductors(1)

Spring technology, screw technology, push-in technology				
ISO metric size	**Size**	**Size**	**Diameter**	**Current**
mm^2	**AWG**	**kcmil**	**mm**	**A**
0.5	20	–	1.02	–
0.75	18	–	1.28	–
1	–	–	–	15
1.5	16	–	1.6	19.5
2.5	14	–	2.08	26
4	12	–	2.7	35
6	10	–	3.09	46
10	8	–	3.36	63
16	6	–	4.32	89
25	4	–	5.73	112
35	2	–	7.26	138
50	(1/0)0	–	12.08	168
70	(2/0)00	–	13.54	213
95	(3/0)000	–	15.33	258
–	(4/0)0000	–	17.22	
120	–	250	19.01	299
150	–	300	20.48	344
185	–	350	22.05	392
240	–	500	26.57	461
300	–	600	30.03	500

(1) Conforming to DIN VDE 0611 part 1/11.77.

Linergy TR
Introduction

Certification

References	UL	CSA	VDE	ATEX	IECEx	GL	LR	DNV	GOST
NSYTRV22*	■	■	■	■	■	■	■	■	●
NSYTRV22PE	■	■	■	■	■	■	■	■	●
NSYTRV24D*	■	■	-	■	■	■	■	■	●
NSYTRV24DPE	■	■	-	■	■	■	■	■	●
NSYTRV26T	■	■	-	-	-	-	-	-	●
NSYTRV42*	■	■	■	■	■	■	■	■	●
NSYTRV42PE	■	■	■	■	■	■	■	■	●
NSYTRV43*	■	■	-	■	■	■	●	●	●
NSYTRV43PE	■	■	-	■	■	■	●	●	●
NSYTRV44*	■	■	-	■	■	■	●	●	●
NSYTRV44PE	■	■	-	■	■	■	●	●	●
NSYTRV44D*	■	■	-	■	■	■	■	■	●
NSYTRV44DPE	■	■	-	■	■	■	■	■	●
NSYTRV62*	■	■	■	■	■	■	■	■	●
NSYTRV62PE	■	■	■	■	■	■	■	■	●
NSYTRV102*	■	■	■	■	■	■	■	■	●
NSYTRV102PE	■	■	■	■	■	■	■	■	●
NSYTRV162*	■	■	■	■	■	■	■	■	●
NSYTRV162PE	■	■	■	■	■	■	■	■	●
NSYTRV352*	■	■	■	■	■	■	-	-	●
NSYTRV352PE	■	■	■	■	■	■	-	-	●
NSYTRV502*	■	■	●	■	■	■	■	■	●
NSYTRV502PE	■	●	-	■	■	■	■	■	●
NSYTRV702	■	■	●	●	●	●	●	●	●
NSYTRV952BB	■	■	-	-	-	■	-	-	●
NSYTRV952BC	■	■	-	-	-	■	-	-	●
NSYTRV1502BB	■	■	-	-	-	●	-	-	●
NSYTRV42SC	■	■	-	-	-	-	-	-	●
NSYTRV42ST*	■	■	-	-	-	-	-	-	●
NSYTRV42SCD	■	■	-	-	-	-	-	-	●
NSYTRV42TB	■	■	-	-	-	-	-	-	●
NSYTRV162SF	■	■	-	-	-	-	■	●	●
NSYTRV42SF5	■	■	-	-	-	-	-	-	●
NSYTRV42SF5LD	■	■	-	-	-	-	-	-	●
NSYTRV42SF5LA	■	■	-	-	-	-	-	-	●
NSYTRV42SF6	■	■	-	-	-	-	-	-	●
NSYTRV42SF6LD	■	■	-	-	-	-	-	-	●
NSYTRV42SF6LA	■	■	-	-	-	-	-	-	●
NSYTRV62TT	■	■	-	-	-	-	-	-	●
NSYTRV62TTD	■	■	-	-	-	-	-	-	●
NSYTRV62TTPE	■	■	-	-	-	-	-	-	●
NSYTRV42NE	-	-	-	-	-	-	-	-	●
NSYTRV62NE	-	-	-	-	-	-	-	-	●
NSYTRV22M*	●	●	●	●	●	-	-	-	●
NSYTRV22MPE	●	●	●	●	●	-	-	-	●
NSYTRV42M*	●	●	●	●	●	-	-	-	●
NSYTRV42MPE	●	●	●	●	●	-	-	-	●
NSYTRR22*	■	■	●	■	■	■	■	■	●
NSYTRR22PE	■	■	●	■	■	■	■	■	●
NSYTRR23*	■	■	●	■	■	■	■	■	●
NSYTRR23PE	■	■	●	■	■	■	■	■	●
NSYTRR24*	■	■	●	■	■	■	■	■	●
NSYTRR24PE	■	■	●	■	■	■	■	■	●
NSYTRR24D*	■	■	●	●	●	■	■	■	●
NSYTRR24DPE	■	■	●	●	●	■	■	■	●

■ Certified product
● Certification pending

*The same certifications apply for any of the colour variants of this terminal block, added as a suffix: AR; BK; BL; GN; RD; WH

Linergy TR
Introduction

Certification

References	UL	CSA	VDE	ATEX	IECEx	GL	LR	DNV	GOST
NSYTRR26T*	■	■	●	-	-	●	●	-	●
NSYTRR42*	■	■	●	■	■	■	■	■	●
NSYTRR42PE	■	■	●	■	■	■	■	■	●
NSYTRR43*	■	■	●	■	■	■	■	■	●
NSYTRR43PE	■	■	●	■	■	■	■	■	●
NSYTRR44*	■	■	●	■	■	■	■	■	●
NSYTRR44PE	■	■	●	■	■	■	■	■	●
NSYTRR44D*	■	●	●	●	●	■	■	■	●
NSYTRR44DPE	■	■	●	●	●	■	■	■	●
NSYTRR62*	■	■	●	■	■	■	■	■	●
NSYTRR62PE	■	■	●	■	■	■	■	■	●
NSYTRR102*	■	■	●	■	■	■	■	■	●
NSYTRR102PE	■	■	●	■	■	■	■	■	●
NSYTRR162*	■	■	●	■	■	■	■	■	●
NSYTRR162PE	■	■	●	■	■	■	■	■	●
NSYTRR63	■	■	●	■	■	■	■	■	●
NSYTRR22SC*	■	■	-	-	-	-	-	-	●
NSYTRR23SC*	■	■	-	-	-	-	-	-	●
NSYTRR24SCD	■	■	-	-	-	-	-	-	●
NSYTRR22TB	■	■	-	-	-	-	-	-	●
NSYTRR23TB	■	■	-	-	-	-	-	-	●
NSYTRR22M*	■	■	●	●	●	-	-	-	●
NSYTRR22MPE	■	■	●	●	●	-	-	-	●
NSYTRR24M*	■	■	●	●	●	-	-	-	●
NSYTRR24MFF	■	■	●	●	●	-	-	-	●
NSYTRR22MF*	■	■	●	●	●	-	-	-	●
NSYTRR22MFF	■	■	●	●	●	-	-	-	●
NSYTRR24MF*	■	■	●	●	●	-	-	-	●
NSYTRR22MP*	■	■	●	●	●	-	-	-	●
NSYTRR24MP*	■	■	●	●	●	-	-	-	●
NSYTRP22*	■	■	■	■	■	■	■	●	●
NSYTRP22PE	■	■	■	■	■	■	■	●	●
NSYTRP23*	■	■	■	■	■	■	■	●	●
NSYTRP23PE	■	■	■	■	■	■	■	●	●
NSYTRP24*	■	■	■	■	■	■	■	●	●
NSYTRP24PE	■	■	■	■	■	■	■	●	●
NSYTRP24D*	■	■	■	-	-	■	■	●	●
NSYTRP24DPE	■	■	■	-	-	■	■	●	●
NSYTRP42*	■	■	●	■	■	■	●	●	●
NSYTRP42PE	■	■	●	■	■	■	●	●	●
NSYTRP43*	■	■	●	■	■	■	●	●	●
NSYTRP43PE	■	■	●	■	■	■	●	●	●
NSYTRP44*	■	■	●	■	■	■	●	●	●
NSYTRP44PE	■	■	●	■	■	■	●	●	●
NSYTRP22SC	■	■	●	-	-	■	■	-	●
NSYTRP23SC	■	■	●	-	-	■	■	-	●
NSYTRP24SC	■	■	●	-	-	■	■	-	●
NSYTRP22TB	■	■	●	-	-	■	■	-	●
NSYTRP42TB	■	■	●	-	-	■	-	-	●
NSYTRH12	■	■	-	■	■	-	-	-	●
NSYTRH12PE	■	●	-	■	■	-	-	-	●
NSYTRH13	■	●	-	■	■	-	-	-	●
NSYTRH22	■	■	-	■	■	-	-	-	●

■ Certified product
● Certification pending

*The same certifications apply for any of the colour variants of this terminal block, added as a suffix: AR; BK; BL; GN; RD; WH

Linergy TR
Introduction

Reduction bridging with NSYTRV screw terminal blocks

Supply		Pick-off		Single-side supply	Central supply	
Terminal block	Cross-section (mm²)	Terminal block	Cross-section (mm²)	Imax [A]	Imax [A]	Step-down bridge
NSYTRV42	4	NSYTRV22	2.5	24	24	NSYTRAL22
NSYTRV62	6	NSYTRV22	2.5	40	56	NSYTRALV62
		NSYTRV42	4	45	56	
		NSYTRR22	2.5	40	56	NSYTRALVR62
		NSYTRR42	4	45	56	
		NSYTRP22	2.5	40	56	
		NSYTRH12	1.5	35	56	
		NSYTRH22	2.5	40	56	
NSYTRV102	10	NSYTRV22	2.5	40	65	NSYTRALV102
		NSYTRV42	4	45	65	
		NSYTRR22	2.5	40	65	NSYTRALVR102
		NSYTRR42	4	45	65	
		NSYTRP22	2.5	40	65	
		NSYTRH12	1.5	35	65	
		NSYTRH22	2.5	40	65	
NSYTRV162	16	NSYTRV22	2.5	40	80	NSYTRALV162
		NSYTRV42	4	45	90	
		NSYTRR22	2.5	40	80	NSYTRALVR162
		NSYTRR42	4	45	90	
		NSYTRP22	2.5	40	80	
		NSYTRH12	1.5	35	70	
		NSYTRH22	2.5	40	80	
NSYTRV352	35	NSYTRV22	2.5	40	80	NSYTRALV352
		NSYTRV42	4	45	90	
		NSYTRR22	2.5	40	80	NSYTRALVR352
		NSYTRR42	4	45	90	
		NSYTRP22	2.5	40	80	
		NSYTRH12	1.5	35	70	
		NSYTRH22	2.5	40	80	

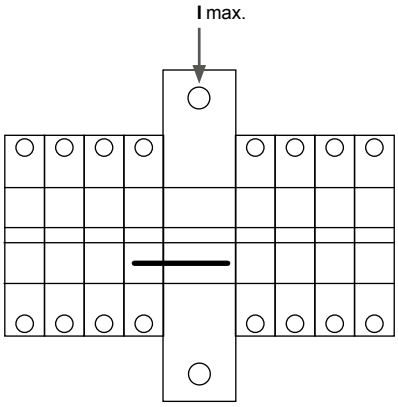

Central power feed

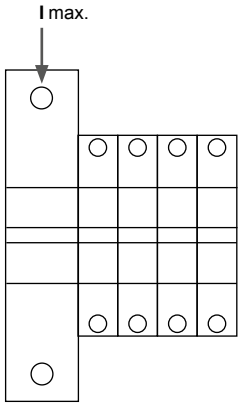

Single-sided power feed

Reducing bridges enable the simple connection of standard terminal blocks of the Linergy TR range to different nominal cross-sections and connection technologies.
Power feeds with large cross-sections can be easily distributed among several smaller output terminal blocks.
The connection technologies and the connected cross-sections must be taken into consideration when selecting a suitable reducing bridge.
The appropriate reducing bridge and the maximum permissible bridge current for a single-sided and central power feed can be determined using the adjacent table.

Linergy TR
Introduction

Reduction bridging with NSYTRR spring or NSYTRP push-in terminal blocks

Supply		Pick-off		Single-side supply	Central supply	
Terminal block	Cross-section (mm²)	Terminal block	Cross-section (mm²)	Imax [A]	Imax [A]	Step-down bridge
NSYTRR42 **NSYTRP42**	4	**NSYTRR22**	2.5	40	40	**NSYTRAL22**
		NSYTRP22	2.5	40	40	
		NSYTRH12	1.5	35	40	
		NSYTRH22	2.5	40	40	**NSYTRAL42**
NSYTRR62	6	**NSYTRR22**	2.5	40	56	**NSYTRALR62**
		NSYTRR42	4	45	56	
		NSYTRP22	2.5	40	56	
		NSYTRH12	1.5	35	56	
		NSYTRH22	2.5	40	56	
NSYTRR102	10	**NSYTRR22**	2.5	40	56	**NSYTRALR102**
		NSYTRR42	4	45	56	
		NSYTRP22	2.5	40	56	
		NSYTRH12	1.5	35	56	
		NSYTRH22	2.5	40	56	
NSYTRR162	16	**NSYTRR22**	2.5	40	56	**NSYTRALR162**
		NSYTRR42	4	45	56	
		NSYTRP22	2.5	40	56	
		NSYTRH12	1.5	35	56	
		NSYTRH22	2.5	40	56	

Screw terminal blocks
Contents

	Selection guide	16
PB502081	Passthrough	20
PB502199	Lug-lug / Lug-connector	22
PB502174	Protective earth	24
PB502181	Double deck	26
PB502179	Disconnect	30
PB502208	Measuring	32
PB502221	For neutral conductors	34
PB502335	Miniature	36
PB501874	DB6	38

Linergy TR
Selection guide: Screw terminal blocks

		Passthrough				
		Passthrough				
		PB502081	PB502166	PB502167	PB502173	PB502190
						
	Nominal c.s.a (mm²)	2.5	4	6	10 & 16	35 to 70
Number of poles	1 - 1 x 1	**NSYTRV22**	**NSYTRV42**	**NSYTRV62**	**NSYTRV102** **NSYTRV162**	**NSYTRV352** **NSYTRV502** **NSYTRV702**
	2 - 1 x 1	-	-	-	-	-
	3 - 1 x 1	-	-	-	-	-
	5 - 1 x 1	-	-	-	-	-
	10 - 1 x 1	-	-	-	-	-
	1 - 1 x 2	-	-	-	-	-
	1 - 2 x 2	-	-	-	-	-
	With LED	-	-	-	-	-
Colours	Grey	■	■	■	■	■
	Blue	**NSYTRV22BL**	**NSYTRV42BL**	**NSYTRV62BL**	**NSYTRV102BL** **NSYTRV162BL**	**NSYTRV352BL** **NSYTRV502BL**
	Green/yellow (PE)	-	-	-	-	-
	Orange	**NSYTRV22AR**	**NSYTRV42AR**	-	-	-
	Red	**NSYTRV22RD**	**NSYTRV42RD**	-	-	-
	Green	-	**NSYTRV42GN**	-	-	-
	White	**NSYTRV22WH**	**NSYTRV42WH**	-	-	-
	Black	-	**NSYTRV42BK**	-	-	-
Mounting on	35 mm	■	■	■	■	■
	35 mm	■	■	■	■	■
	Telequick	-	-	-	-	-
	15 mm	-	-	-	-	-
See pages		20	20	20	21	20/22



Snap-on PE foot

Earth terminal blocks are simply snapped onto the DIN rail to make contact. This mechanically and electrically efficient connection meets all the requirements of standard IEC 60947-7-2.

Linergy TR
Selection guide: Screw terminal blocks

	Lug-lug Lug-connector	Protective earth			
	PB502199	PB502174	PB502176	PB502175	PB502185
					
	95 & 150	2.5	4	6 & 10	16 to 50
	NSYTRV952BB **NSYTRV952BC** **NSYTRV1502BB**	**NSYTRV22PE**	**NSYTRV42PE**	**NSYTRV62PE** **NSYTRV102PE**	**NSYTRV162PE** **NSYTRV352PE** **NSYTRV502PE**
	-	-	-	-	-
		-	-	-	-
	-	-	-	-	-
	-	-	-	-	-
	-	-	**NSYTRV43PE**	-	-
	-	-	**NSYTRV44PE**	-	-
	-	-	-	-	-
	■	-	-	-	-
	-	-	-	-	-
	-	■	■	■	■
	-	-	-	-	-
	-	-	-	-	-
	-	-	-	-	-
	-	-	-	-	-
	-	-	-	-	-
	■	■	■	■	■
	■	■	■	■	■
	-	-	-	-	-
	-	-	-	-	-
	22/23	24	24	24/25	25

Linergy TR
Selection guide: Screw terminal blocks

		Double deck		Disconnect		
		Multi-pole	**Double deck**	**Blade**	**Fused**	**Removable carrier**
		PB502181 	PB502187 	PB502179 	PB502195 	PB502178 
	Nominal c.s.a (mm²)	4	2.5 & 4	4	4 & 16	4
Number of poles	1 - 1 x 1	-	-	**NSYTRV42SC** **NSYTRV42ST**	**NSYTRV42SF5** **NSYTRV42SF6** **NSYTRV162SF**	**NSYTRV42TB**
	2 - 1 x 1	-	**NSYTRV24D** **NSYTRV44D**	**NSYTRV42SCD**	-	-
	3 - 1 x 1	-	**NSYTRV26T**	-	-	-
	5 - 1 x 1	-	-	-	-	-
	10 - 1 x 1	-	-	-	-	-
	1 - 1 x 2	**NSYTRV43**	-	-	-	-
	1 - 2 x 2	**NSYTRV44**	-	-	-	-
	With LED	-	-	-	**NSYTRV42SF5LD** **NSYTRV42SF6LD**	-
Colours	Grey	■	■	■	-	■
	Blue	-	-	■	-	-
	Green/yellow (PE)	**NSYTRV43PE** **NSYTRV44PE**	**NSYTRV24DPE** **NSYTRV44DPE**	-	-	-
	Orange	■	-	**NSYTRV42STAR**	-	-
	Red	■	-	-	-	-
	Green	-	-	-	-	-
	White	-	-	-	-	-
	Black	■	-	-	■	-
Mounting on	35 mm	■	■	■	■	■
	35 mm	■	■	■	■	■
	Telequick	-	-	-	-	-
	15 mm	-	-	-	-	-
See pages		26	27	30	31	30



Flexible plug-in bridge system

The **NSYTRAL*** plug-in bridges allow potential distribution to be implemented quickly. All terminals have two bridge shafts to make flexible chain bridging, step bridging or bridging between nonadjacent terminal blocks possible.
The reducing bridge permits simple connection of terminal blocks with different nominal cross-sections, (e.g. an **NSYTRV102** terminal connected to an **NSYTRV22** terminal. This way the power distribution terminal blocks can be quickly setup.

Linergy TR
Selection guide: Screw terminal blocks

	Measuring	For neutral conductors	Miniature	DB6		
			Passthrough	With Telequick universal foot		
	PB502208 	PB502221 	PB502335 	PB501874 		
	6	4 to 10	2.5 & 4	4	6	16 & 35
	NSYTRV62TTD	**NSYTRV42NE** **NSYTRV62NE**	**NSYTRV22M** **NSYTRV42M**	-	-	**DB6ED01** **DB6FD01**
	-	-		**DB6CD102**	**DB6DD102**	-
	-			-	**DB6DD103**	-
	-	-		**DB6CD105**	-	-
	-	-		**DB6CD110**	-	-
	-	-		-	-	-
	-	-		-	-	-
	-	-	-	-	-	-
	■	-	■	■	■	■
	-	■	**NSYTRV22MBL** **NSYTRV42MBL**	-	-	-
	NSYTRV62TTPE	-	**NSYTRV22MPE** **NSYTRV42MPE**	-	-	-
	-	-	-	-	-	-
	-	-	-	-	-	-
	-	-	-	-	-	-
	-	-	-	-	-	-
	-	-	-	-	-	-
	■	■	-	■	■	■
	■	■	-	■	■	■
	-	-	-	■	■	■
	-	-	■	-	-	-
	32	34	36/37	38	39	39

Linergy TR
Screw terminal blocks

Screw terminal blocks - Passthrough







		NSYTRV22		NSYTRV42		NSYTRV62	
Nominal c.s.a.		2.5 mm²		4 mm²		6 mm²	
	Type of block	Passthrough		Passthrough		Passthrough	
	Type of connection	1 pole - 1 x 1		1 pole - 1 x 1		1 pole - 1 x 1	
	Colour	Grey		Grey		Grey	
Max. electric values (Umax, Imax)		1000 V, 32 A		1000 V, 41 A		1000 V, 57 A	
Dimensions (mm)							
	Length	47.7		47.7		47.7	
	Height	47.5		47.5		47.5	
	Width	5.2		6.2		8.2	
Cabling c.s.a. (mm²)		2.5		4		6	
	Flexible cable	0.14 - 4		0.14 - 6		0.2 - 10	
	Solid cable	0.14 - 4		0.14 - 6		0.2 - 10	
Nominal electric values							
	IEC/EN 60947-7-1	1000 V, 24 A		1000 V, 32 A		1000 V, 41 A	
	UL	600 V, 20 A, 26 - 12 AWG		600 V, 30 A, 26 - 10 AWG		600 V, 50 A, 24 - 8 AWG	
	CSA	600 V, 20 A, 26 - 12 AWG		600 V, 30 A, 26 - 10 AWG		600 V, 50 A, 24 - 8 AWG	
	ATEX	690 V, 22 A		690 V, 30 A		690 V, 40 A	
Certifications		UL, CSA, VDE, ATEX, IECEx, GL, LR, DNV, GOST		UL, CSA, VDE, ATEX, IECEx, GL, LR, DNV, GOST		UL, CSA, VDE, ATEX, IECEx, GL; LR, DNV, GOST	
Terminal blocks							
		Sold in lots of	**Unit reference**	**Sold in lots of**	**Unit reference**	**Sold in lots of**	**Unit reference**
	Grey	50	**NSYTRV22**	50	**NSYTRV42**	50	**NSYTRV62**
	Blue	50	**NSYTRV22BL**	50	**NSYTRV42BL**	50	**NSYTRV62BL**
	Orange	50	**NSYTRV22AR**	50	**NSYTRV42AR**	-	-
	Red	50	**NSYTRV22RD**	50	**NSYTRV42RD**	-	-
	Green	-	-	-	**NSYTRV42GN**	-	-
	White	50	**NSYTRV22WH**	50	**NSYTRV42WH**	-	-
	Black	-	-	-	**NSYTRV42BK**	-	-
Accessories							
End stop	Clip-on, 5.2 mm	50	**NSYTRAAB35**	50	**NSYTRAAB35**	50	**NSYTRAAB35**
for 35 mm DIN rail	With screw, 9.5 mm	50	**NSYTRAABV35**	50	**NSYTRAABV35**	50	**NSYTRAABV35**
End plate,	Grey	50	**NSYTRAC22**	50	**NSYTRAC22**	50	**NSYTRAC22**
width 2.2 mm	Blue	50	**NSYTRAC22BL**	50	**NSYTRAC22BL**	50	**NSYTRAC22BL**
Partition plate,	Grey	50	**NSYTRAP22**	50	**NSYTRAP22**	50	**NSYTRAP22**
width 2 mm	Blue	50	**NSYTRAP22BL**	50	**NSYTRAP22BL**	50	**NSYTRAP22BL**
Plug-in bridge	2-pole	50	**NSYTRAL22**	50	**NSYTRAL42**	10	**NSYTRAL62**
Red	3-pole	50	**NSYTRAL23**	50	**NSYTRAL43**	10	**NSYTRAL63**
	4-pole	50	**NSYTRAL24**	50	**NSYTRAL44**	-	-
	5-pole	50	**NSYTRAL25**	50	**NSYTRAL45**	-	-
	10-pole	10	**NSYTRAL210**	10	**NSYTRAL410**	10	**NSYTRAL610**
	20-pole	10	**NSYTRAL220**	10	**NSYTRAL420**	-	-
Blue	10-pole	10	**NSYTRAL210BL**	10	**NSYTRAL410BL**	10	**NSYTRAL610BL**
Grey	10-pole	10	**NSYTRAL210GR**	10	**NSYTRAL410GR**	10	**NSYTRAL610GR**
Step-down bridge,	Screw to screw terminal	-	-	-	-	10	**NSYTRALV62**
down to 2.5/4 mm²	Screw to spring trerminal	-	-	-	-	10	**NSYTRALVR62**
Vertical bridge	1-pole	-	-	-	-	-	-
Pick-off terminal	Grey	-	-	-	-	-	-
Test plug	Metalic part, Ø 2.3 mm	10	**NSYTRAATM1**	10	**NSYTRAATM1**	10	**NSYTRAATM1**
	Insulating sleeve, red	10	**NSYTRAATP1**	10	**NSYTRAATP1**	10	**NSYTRAATP1**
Test adaptor	For plug-in bridge shaft	10	**NSYTRAFT**	10	**NSYTRAFT**	10	**NSYTRAFT**
Warning label	Yellow	10	**NSYTRACS2**	10	**NSYTRACS4**	10	**NSYTRACS6**
Marker tag holder	For ● AB35 end stop	100	**NSYTRASB4**	100	**NSYTRASB4**	100	**NSYTRASB4**
DIN rail 35 x 7.2 mm	Perforated, 2 m long	20	**NSYSDR200BD**	20	**NSYSDR200BD**	20	**NSYSDR200BD**
Marking accessories		See page 80					
General data							
	Strip length (mm)	9		9		10	
	Screw thread	M3		M3		M4	
	Torque (Nm)	0.5 - 0.6		0.6 - 0.8		1.5 - 1.8	

Linergy TR
Screw terminal blocks

PB502173



PB502189



PB502190



PB502194



NSYTRV102		**NSYTRV162**		**NSYTRV352**		**NSYTRV502**	
10 mm²		16 mm²		35 mm²		50 mm²	
Passthrough		Passthrough		Passthrough		Passthrough	
1 pole - 1 x 1		1 pole - 1 x 1		1 pole - 1 x 1		1 pole - 1 x 1	
Grey		Grey		Grey		Grey	
1000 V, 76 A		1000 V, 101 A		1000 V, 125 A		1000 V, 150 A	
47.7		55.5		60.2		70.5	
47.5		55		65.7		83.5	
10.2		12.2		16		20	
10		16		35		50	
0.5 - 16		1.5 - 25		1.5 - 50		25 - 70	
0.5 - 16		1.5 - 25		1.5 - 50		16 - 70	
1000 V, 57 A		1000 V, 76 A		1000 V, 125 A		1000 V, 150 A	
600 V, 65 A, 20 - 6 AWG		600 V, 85 A, 16 - 4 AWG		600 V, 150 A, 14 - 1/0 AWG		600 V, 150 A, 6 - 1/0 AWG	
600 V, 65 A, 20 - 6 AWG		600 V, 85 A, 16 - 4 AWG		600 V, 150 A, 14 - 1/0 AWG		600 V, 150 A, 6 - 1/0 AWG	
690 V, 54 A		690 V, 73 A		690 V, 126 A		690 V, 137 A	
UL, CSA, VDE, ATEX, IECEx, GL, LR, DNV, GOST		UL, CSA, VDE, ATEX, IECEx, GL, LR, DNV, GOST		UL, CSA, VDE, ATEX, IECEx, GL, GOST		UL, CSA, VDE, ATEX, IECEx, GL, LR, DNV, GOST	
Sold in lots of	**Unit reference**	**Sold in lots of**	**Unit reference**	**Sold in lots of**	**Unit reference**	**Sold in lots of**	**Unit reference**
50	**NSYTRV102**	50	**NSYTRV162**	50	**NSYTRV352**	10	**NSYTRV502**
50	**NSYTRV102BL**	50	**NSYTRV162BL**	50	**NSYTRV352BL**	10	**NSYTRV502BL**
-	-	-	-	-	-	-	-
-	-	-	-	-	-	-	-
-	-	-	-	-	-	-	-
-	-	-	-	-	-	-	-
-	-	-	-	-	-	-	-
50	**NSYTRAAB35**	50	**NSYTRAAB35**	50	**NSYTRAAB35**	50	**NSYTRAAB35**
50	**NSYTRAABV35**	50	**NSYTRAABV35**	50	**NSYTRAABV35**	50	**NSYTRAABV35**
50	**NSYTRAC22**	50	**NSYTRAC162**	-	Included	-	Included
50	**NSYTRAC22BL**	-	-	-	-	-	-
50	**NSYTRAP22**	-	-	-	-	-	-
50	**NSYTRAP22BL**	-	-	-	-	-	-
10	**NSYTRAL102**	10	**NSYTRAL162**	10	**NSYTRAL352**	10	**NSYTRAL502 ***
-	-	-	-	-	-	10	**NSYTRAL503 ***
-	-	-	-	-	-	-	-
-	-	-	-	-	-	-	-
-	-	-	-	-	-	-	-
-	-	-	-	-	-	-	-
-	-	-	-	-	-	-	-
-	-	-	-	-	-	-	-
10	**NSYTRALV102**	10	**NSYTRALV162**	10	**NSYTRALV352**	-	-
10	**NSYTRALVR102**	10	**NSYTRALVR162**	10	**NSYTRALVR352**	-	-
-	-	-	-	-	-	-	-
-	-	10	**NSYTRAPT16**	10	**NSYTRAPT35**	-	-
10	**NSYTRAATM1**	10	**NSYTRAATM1**	10	**NSYTRAATM1**	10	**NSYTRAATM1**
10	**NSYTRAATP1**	10	**NSYTRAATP1**	10	**NSYTRAATP1**	10	**NSYTRAATP1**
10	**NSYTRAFT**	10	**NSYTRAFT**	10	**NSYTRAFT**	-	-
10	**NSYTRACS10**	10	**NSYTRACS10**	10	**NSYTRACS10**	10	**NSYTRACS10**
100	**NSYTRASB4**	100	**NSYTRASB4**	100	**NSYTRASB4**	100	**NSYTRASB4**
20	**NSYSDR200BD**	20	**NSYSDR200BD**	20	**NSYSDR200BD**	20	**NSYSDR200BD**
10		14		18		24	
M4		M5		M6		M6	
1.5 - 1.8		2.5 - 3		3.2 - 3.7		6 - 8	

*Screw bridge

Linergy TR
Screw terminal blocks

Screw terminal blocks - High current





		NSYTRV702		NSYTRV952BB	
Nominal c.s.a.		70 mm²		95 mm²	
	Type of block	Passthrough		Passthrough - lug to lug	
	Type of connection	1 pole - 1 x 1		1 pole - 1 x 1	
	Color	Grey		Grey	
Max. electric values		1000 V, 192 A		1000 V, 232 A	
Dimensions (mm)					
	Length	70.5		110	
	Height	87.5		56	
	Width	20.3		40	
Cabling c.s.a. (mm²)		70		95	
	Flexible cable	25 - 70		35 - 95	
	Solid cable	16 - 95		25 - 95	
Nominal electric values					
	IEC/EN 60947-7-1	1000 V, 192 A		1000 V, 232 A	
	UL	600 V, 192 A, 4 - 3/0 AWG		600 V, 230 A, 2 - 4/0 AWG	
	CSA	600 V, 192 A, 4 - 3/0 AWG		600 V, 230 A, 2 - 4/0 AWG	
	ATEX	-		-	
Certifications		UL, CSA, VDE, GL, LR, DNV, GOST		UL, CSA, GL, GOST	
Terminal blocks					
		Sold in lots of	**Unit reference**	**Sold in lots of**	**Unit reference**
	Grey	10	**NSYTRV702**	10	**NSYTRV952BB**
	Blue	-	-	-	-
Accessories					
End stop	Clip-on, 5.2 mm	50	**NSYTRAAB35**	50	**NSYTRAAB35**
for 35 mm DIN rail	With screw, 9.5 mm	50	**NSYTRAABV35**	50	**NSYTRAABV35**
End plate	Grey	-	Included	-	-
Partition plate	Grey	-	-	10	**NSYTRAC952**
Screw bridge	2-pole	10	**NSYTRAL702**	10	**NSYTRAL952**
	3-pole	-	-	-	-
Test plug	Metalic part, Ø 2.3 mm	10	**NSYTRAATM1**	10	**NSYTRAATM1**
	Insulating sleeve, red	10	**NSYTRAATP1**	10	**NSYTRAATP1**
Test adaptor	For plug-in bridge shaft	-	-	-	-
Cover	Grey	-	-	10	**NSYTRACP1**
Marker tag holder	For ● AB35 end stop	100	**NSYTRASB4**	100	**NSYTRASB4**
DIN rail 35 x 7.2 mm	Perforated, 2 m long	20	**NSYSDR200BD**	20	**NSYSDR200BD**
Marking accessories		See page 80			
General data					
	Strip length (mm)	24		29	
	Screw thread	M8		M12	
	Torque (Nm)	08 - 10		25 - 30	

Linergy TR
Screw terminal blocks

PB502353



PB502200



	NSYTRV952BC	NSYTRV1502BB
	95 mm²	150 mm²
	Passthrough - lug to connector	Passthrough - lug to lug
	1 pole - 1 x 1	1 pole - 1 x 1
	Grey	Grey
	1000 V, 232 A	1000 V, 309 A
	114	119
	86	100
	40	46
	95	150
	35 - 95	50 - 150
	25 - 95	35 - 150
	1000 V, 232 A	1000 V, 309 A
	600 V, 230 A, 2 - 4/0 AWG	600 V, 285 A, 2 - 300 AWG/kcmil
	600 V, 230 A, 2 - 4/0 AWG	600 V, 285 A, 2 - 300 AWG/kcmil
	-	-
	UL, CSA, GL, GOST	UL, CSA, GL

	Sold in lots of	Unit reference	Sold in lots of	Unit reference
	10	**NSYTRV952BC**	10	**NSYTRV1502BB**
	-	-	-	-
	50	**NSYTRAAB35**	50	**NSYTRAAB35**
	50	**NSYTRAABV35**	50	**NSYTRAABV35**
	-	-	-	-
	10	**NSYTRAC952**	10	**NSYTRAC952**
	10	**NSYTRAL952**	10	**NSYTRAL1502**
	-	-	-	-
	10	**NSYTRAATM1**	10	**NSYTRAATM1**
	10	**NSYTRAATP1**	10	**NSYTRAATP1**
	-	-	-	-
	10	**NSYTRACP1**	10	**NSYTRACP2**
	100	**NSYTRASB4**	100	**NSYTRASB4**
	20	**NSYSDR200BD**	20	**NSYSDR200BD**

	29	29
	M8 / M12	M12
	15 - 20 / 25 - 30	25 - 30

Linergy TR
Screw terminal blocks

Screw terminal blocks - Protective earth


PB502174


PB502176


PB502175

		NSYTRV22PE		NSYTRV42PE		NSYTRV62PE	
Nominal c.s.a.		2.5 mm²		4 mm²		6 mm²	
	Type of block	Protective earth		Protective earth		Protective earth	
	Type of connection	1 pole - 1 x 1		1 pole - 1 x 1		1 pole - 1 x 1	
	Colour	Green/Yellow		Green/Yellow		Green/Yellow	
Max. electric values		-		-		-	
Dimensions (mm)							
	Length	47.7		47.7		47.7	
	Height	47.5		47.5		47.5	
	Width	5.2		6.2		8.2	
Cabling c.s.a. (mm²)		2.5		4		6	
	Flexible cable	0.14 - 4		0.14 - 6		0.2 - 10	
	Solid cable	0.14 - 4		0.14 - 6		0.2 - 10	
Nominal electric values							
	IEC/EN 60947-7-1	-		-		-	
	UL	26 - 12 AWG		26 - 10 AWG		24 - 8 AWG	
	CSA	26 - 12 AWG		26 - 10 AWG		24 - 8 AWG	
	ATEX ⓔ	-		-		-	
Certifications		UL, CSA, VDE, ATEX, IECEx, GL, LR; DNV, GOST		UL, CSA, VDE, ATEX, IECEx, GL, LR, DNV, GOST		UL, CSA, VDE, ATEX, IECEx, GL, LR, DNV, GOST	
Terminal blocks							
		Sold in lots of	**Unit reference**	**Sold in lots of**	**Unit reference**	**Sold in lots of**	**Unit reference**
	Green/Yellow	50	**NSYTRV22PE**	50	**NSYTRV42PE**	50	**NSYTRV62PE**
Accessories							
End stop	Clip-on, 5.2 mm	50	**NSYTRAAB35**	50	**NSYTRAAB35**	50	**NSYTRAAB35**
for 35 mm DIN rail	With screw, 9.5 mm	50	**NSYTRAABV35**	50	**NSYTRAABV35**	50	**NSYTRAABV35**
End plate,	Grey	50	**NSYTRAC22**	50	**NSYTRAC22**	50	**NSYTRAC22**
width 2.2 mm	Blue	50	**NSYTRAC22BL**	50	**NSYTRAC22BL**	50	**NSYTRAC22BL**
Partition plate,	Grey	50	**NSYTRAP22**	50	**NSYTRAP22**	50	**NSYTRAP22**
width 2 mm	Blue	50	**NSYTRAP22BL**	50	**NSYTRAP22BL**	50	**NSYTRAP22BL**
Plug-in bridge	2-pole	50	**NSYTRAL22**	50	**NSYTRAL42**	10	**NSYTRAL62**
Red	3-pole	50	**NSYTRAL23**	50	**NSYTRAL43**	10	**NSYTRAL63**
	4-pole	50	**NSYTRAL24**	50	**NSYTRAL44**	-	-
	5-pole	50	**NSYTRAL25**	50	**NSYTRAL45**	-	-
	10-pole	10	**NSYTRAL210**	10	**NSYTRAL410**	10	**NSYTRAL610**
	20-pole	10	**NSYTRAL220**	10	**NSYTRAL420**	-	-
Test plug	Metalic part, Ø 2.3 mm	10	**NSYTRAATM1**	10	**NSYTRAATM1**	10	**NSYTRAATM1**
	Insulating sleeve, red	10	**NSYTRAATP1**	10	**NSYTRAATP1**	10	**NSYTRAATP1**
Test adaptor	For plug-in bridge shaft	10	**NSYTRAFT**	10	**NSYTRAFT**	10	**NSYTRAFT**
Warning label	Yellow	10	**NSYTRACS2**	10	**NSYTRACS4**	10	**NSYTRACS6**
Marker tag holder	For ●AB35 end stop	100	**NSYTRASB4**	100	**NSYTRASB4**	100	**NSYTRASB4**
DIN rail 35 x 7.2 mm	Perforated, 2 m long	20	**NSYSDR200BD**	20	**NSYSDR200BD**	20	**NSYSDR200BD**
Marking accessories		See page 80					
General data							
	Strip length (mm)	9		9		10	
	Screw thread	M3		M3		M4	
	Torque (Nm)	0.5 - 0.6		0.6 - 0.8		1.5 - 1.8	

Linergy TR
Screw terminal blocks

	PB502180 	PB502185 	PB502177 	PB502186 
	NSYTRV102PE	**NSYTRV162PE**	**NSYTRV352PE**	**NSYTRV502PE**
	10 mm²	16 mm²	35 mm²	50 mm²
	Protective earth	Protective earth	Protective earth	Protective earth
	1 pole - 1 x 1	1 pole - 1 x 1	1 pole - 1 x 1	1 pole - 1 x 1
	Green/Yellow	Green/Yellow	Green/Yellow	Green/Yellow
	-	-	-	-
	47.7	55	65.7	70.5
	47.5	55.5	60.2	83.5
	10.2	12.2	16	20
	10	16	35	50
	0.5 - 16	1.5 - 25	1.5 - 35	25 - 70
	0.5 - 16	1.5 - 25	1.5 - 35	16 - 70
	76 A	101 A	125 A	150 A
	20 - 6 AWG	16 - 4 AWG	14 - 1/0 AWG	6 - 1/0 AWG
	20 - 6 AWG	16 - 4 AWG	14 - 1/0 AWG	6 - 1/0 AWG
	-	-	-	-
	UL, CSA, VDE, ATEX, IECEx, GL, LR; DNV, GOST	UL, CSA, VDE, ATEX, IECEx, GL, LR, DNV, GOST	UL, CSA, VDE, ATEX, IECEx, GL, GOST	UL, CSA, ATEX, IECEx, GL, LR, DNV, GOST
	Sold in lots of	**Unit reference**	**Sold in lots of**	**Unit reference**	**Sold in lots of**	**Unit reference**	**Sold in lots of**	**Unit reference**
	50	**NSYTRV102PE**	50	**NSYTRV162PE**	50	**NSYTRV352PE**	50	**NSYTRV502PE**
	50	**NSYTRAAB35**	50	**NSYTRAAB35**	50	**NSYTRAAB35**	50	**NSYTRAAB35**
	50	**NSYTRAABV35**	50	**NSYTRAABV35**	50	**NSYTRAABV35**	50	**NSYTRAABV35**
	50	**NSYTRAC22**	50	**NSYTRAC162**	-	Included	-	Included
	50	**NSYTRAC22BL**	-	-	-	-	-	-
	50	**NSYTRAP22**	-	-	-	-	-	-
	50	**NSYTRAP22BL**	-	-	-	-	-	-
	10	**NSYTRAL102**	10	**NSYTRAL162**	10	**NSYTRAL352**	-	-
	-	-	-	-	-	-	-	-
	-	-	-	-	-	-	-	-
	-	-	-	-	-	-	-	-
	-	-	-	-	-	-	-	-
	-	-	-	-	-	-	-	-
	10	**NSYTRAATM1**	10	**NSYTRAATM1**	10	**NSYTRAATM1**	10	**NSYTRAATM1**
	10	**NSYTRAATP1**	10	**NSYTRAATP1**	10	**NSYTRAATP1**	10	**NSYTRAATP1**
	10	**NSYTRAFT**	10	**NSYTRAFT**	10	**NSYTRAFT**	10	**NSYTRAFT**
	10	**NSYTRACS10**	10	**NSYTRACS10**	10	**NSYTRACS10**	10	**NSYTRACS10**
	100	**NSYTRASB4**	100	**NSYTRASB4**	100	**NSYTRASB4**	100	**NSYTRASB4**
	20	**NSYSDR200BD**	20	**NSYSDR200BD**	20	**NSYSDR200BD**	20	**NSYSDR200BD**
	10		14		18		24	
	M4		M5		M6		M6	
	1.5 - 1.8		2.5 - 3		3.2 - 3.7		6 - 8	

Linergy TR
Screw terminal blocks

Screw terminal blocks - Double deck passthrough





		NSYTRV43		NSYTRV44	
Nominal c.s.a.		4 mm²		4 mm²	
	Type of block	Passthrough - Multi-pole		Passthrough - Multi-pole	
	Type of connection	1 pole - 1 x 2		1 pole - 2 x 2	
	Colour	Grey		Grey	
Max. electric values (Umax, Imax)		500 V, 41 A		500 V, 39 A	
Dimensions (mm)					
	Length	57.8		65.4	
	Height	47.5		47.5	
	Width	6.2		6.2	
Cabling c.s.a. (mm^2)		4		4	
	Flexible cable	0.14 - 6		0.14 - 6	
	Solid cable	0.14 - 6		0.14 - 6	
Nominal electric values					
	IEC/EN 60947-7-1	500 V, 32 A		500 V, 32 A	
	UL	150 V, 30 A, 26 - 10 AWG		150 V, 30 A, 26 - 10 AWG	
	CSA	150 V, 30 A, 26 - 10 AWG		150 V, 30 A, 26 - 10 AWG	
	ATEX ⓔ	352 V, 29 A		352 V, 29 A	
Certifications		UL, CSA, ATEX, IECEx, GL, LR, DNV, GOST		UL, CSA, ATEX, IECEx, GL, LR, DNV, GOST	
Terminal blocks					
		Sold in lots of	**Unit reference**	**Sold in lots of**	**Unit reference**
	Grey	50	**NSYTRV43**	50	**NSYTRV44**
	Blue	50	**NSYTRV43BL**	50	**NSYTRV44BL**
Accessories					
End stop	Clip-on, 5.2 mm	50	**NSYTRAAB35**	50	**NSYTRAAB35**
for 35 mm DIN rail	With screw, 9.5 mm	50	**NSYTRAABV35**	50	**NSYTRAABV35**
End plate,	Grey	50	**NSYTRAC23**	50	**NSYTRAC24**
width 2.2 mm	Grey, partial plate	-	-	-	-
Partition plate,	Grey	50	**NSYTRAP23**	50	**NSYTRAP24**
width 2 mm	Blue	-	-	-	-
Plug-in bridge	2-pole	50	**NSYTRAL42**	50	**NSYTRAL42**
Red	3-pole	50	**NSYTRAL43**	50	**NSYTRAL43**
	4-pole	50	**NSYTRAL44**	50	**NSYTRAL44**
	5-pole	50	**NSYTRAL45**	50	**NSYTRAL45**
	10-pole	10	**NSYTRAL410**	10	**NSYTRAL410**
	20-pole	10	**NSYTRAL420**	10	**NSYTRAL420**
Vertical bridge	1-pole	-	-	-	-
Test plug	Metalic part, Ø 2.3 mm	10	**NSYTRAATM1**	10	**NSYTRAATM1**
	Insulating sleeve, red	10	**NSYTRAATP1**	10	**NSYTRAATP1**
Test adaptor	For plug-in bridge shaft	10	**NSYTRAFT**	10	**NSYTRAFT**
Warning label	Yellow	10	**NSYTRACS4**	10	**NSYTRACS4**
Marker tag holder	For ● AB35 end stop	100	**NSYTRASB4**	100	**NSYTRASB4**
DIN rail 35 x 7.2 mm	Perforated, 2 m long	20	**NSYSDR200BD**	20	**NSYSDR200BD**
Marking accessories		See page 80			
General data					
	Strip length (mm)	9		9	
	Screw thread	M3		M3	
	Torque (Nm)	0.6 - 0.8		0.6 - 0.8	

Linergy TR
Screw terminal blocks

PB502187



PB502188



PB502315



	NSYTRV24D	NSYTRV44D	NSYTRV26T
	2.5 mm²	4 mm²	2.5 mm²
	Passthrough - Double deck	Passthrough - Double deck	Passthrough - Triple deck
	2 pole - 1 x 1	2 pole - 1 x 1	3 pole - 1 x 1
	Grey	Grey	Grey
	500 V, 28 A	800 V, 36 A	500 V, 24 A
	69.9	69.9	90
	65	65	77.5
	5.2	6.2	5.2
	2.5	4	2.5
	0.14 - 4	0.14 - 6	0.14 - 4
	0.14 - 4	0.14 - 6	0.14 - 4
	500 V, 24 A	800 V, 30 A	500 V, 20 A
	600 V, 20 A, 26 - 12 AWG	600 V, 30 A, 26 - 10 AWG	600 V, 20 A, 26 - 12 AWG
	600 V, 20 A, 26 - 12 AWG	600 V, 30 A, 26 - 10 AWG	600 V, 20 A, 26 - 12 AWG
	352 V, 20 A	440 V, 25.5 A	-
	UL, CSA, ATEX, IECEx, GL, LR, DNV, GOST	UL, CSA, ATEX, IECEx, GL, LR, DNV, GOST	UL, CSA, GOST

	Sold in lots of	Unit reference	Sold in lots of	Unit reference	Sold in lots of	Unit reference
	50	**NSYTRV24D**	50	**NSYTRV44D**	50	**NSYTRV26T**
	50	**NSYTRV24DBL**	50	**NSYTRV44DBL**	-	-
	50	**NSYTRAAB35**	50	**NSYTRAAB35**	50	**NSYTRAAB35**
	50	**NSYTRAABV35**	50	**NSYTRAABV35**	50	**NSYTRAABV35**
	50	**NSYTRACE24**	50	**NSYTRACE24**	50	**NSYTRACE26**
	50	**NSYTRACEP24**	50	**NSYTRACEP24**	-	-
	50	**NSYTRAPE24**	50	**NSYTRAPE24**	-	-
	-	-	-	-	-	-
	50	**NSYTRAL22**	50	**NSYTRAL42**	50	**NSYTRAL22**
	50	**NSYTRAL23**	50	**NSYTRAL43**	50	**NSYTRAL23**
	50	**NSYTRAL24**	50	**NSYTRAL44**	50	**NSYTRAL24**
	50	**NSYTRAL25**	50	**NSYTRAL45**	50	**NSYTRAL25**
	10	**NSYTRAL210**	10	**NSYTRAL410**	10	**NSYTRAL210**
	10	**NSYTRAL220**	10	**NSYTRAL420**	10	**NSYTRAL220**
	50	**NSYTRALV24**	50	**NSYTRALV24**	-	-
	10	**NSYTRAATM1**	10	**NSYTRAATM1**	10	**NSYTRAATM1**
	10	**NSYTRAATP1**	10	**NSYTRAATP1**	10	**NSYTRAATP1**
	10	**NSYTRAFT**	10	**NSYTRAFT**	10	**NSYTRAFT**
	10	**NSYTRACS2**	10	**NSYTRACS4**	10	**NSYTRACS2**
	100	**NSYTRASB4**	100	**NSYTRASB4**	100	**NSYTRASB4**
	20	**NSYSDR200BD**	20	**NSYSDR200BD**	20	**NSYSDR200BD**

	9	9	9
	M3	M3	M3
	0.5 - 0.6	0.6 - 0.8	0.5 - 0.6

Linergy TR
Screw terminal blocks

Screw terminal blocks - Double deck protective earth





		NSYTRV43PE		NSYTRV44PE	
Nominal c.s.a.		4 mm²		4 mm²	
	Type of block	Protective earth - Multi-pole		Protective earth - Multi-pole	
	Type of connection	1 pole - 1 x 2		1 pole - 2 x 2	
	Colour	Green/Yellow		Green/Yellow	
Max. electric values		-		-	
Dimensions (mm)					
	Length	57.8		65.4	
	Height	47.5		47.5	
	Width	6.2		6.2	
Cabling c.s.a. (mm^2)		4		4	
	Flexible cable	0.14 - 6		0.14 - 6	
	Solid cable	0.14 - 6		0.14 - 6	
Nominal electric values					
	IEC/EN 60947-7-1	-		-	
	UL	26 - 12 AWG		26 - 12 AWG	
	CSA	26 - 12 AWG		26 - 12 AWG	
	ATEX ⓔ	-		-	
Certifications		UL, CSA, ATEX, IECEx, GL, LR, DNV, GOST		UL, CSA, ATEX, IECEx, GL, LR, DNV, GOST	
Terminal blocks					
		Sold in lots of	**Unit reference**	**Sold in lots of**	**Unit reference**
	Green/Yellow	50	**NSYTRV43PE**	50	**NSYTRV44PE**
Accessories					
End stop	Clip-on, 5.2 mm	50	**NSYTRAAB35**	50	**NSYTRAAB35**
for 35 mm DIN rail	With screw, 9.5 mm	50	**NSYTRAABV35**	50	**NSYTRAABV35**
End plate,	Grey	50	**NSYTRAC23**	50	**NSYTRAC24**
width 2.2 mm	Grey, partial plate	-	-	-	-
Partition plate,	Grey	50	**NSYTRAP23**	50	**NSYTRAP24**
width 2 mm	Blue	-	-	-	-
Plug-in bridge	2-pole	50	**NSYTRAL42**	50	**NSYTRAL42**
Red	3-pole	50	**NSYTRAL43**	50	**NSYTRAL43**
	4-pole	50	**NSYTRAL44**	50	**NSYTRAL44**
	5-pole	50	**NSYTRAL45**	50	**NSYTRAL45**
	10-pole	10	**NSYTRAL410**	10	**NSYTRAL410**
	20-pole	10	**NSYTRAL420**	10	**NSYTRAL420**
Test plug	Metalic part, Ø 2.3 mm	10	**NSYTRAATM1**	10	**NSYTRAATM1**
	Insulating sleeve, red	10	**NSYTRAATP1**	10	**NSYTRAATP1**
Test adaptor	For plug-in bridge shaft	10	**NSYTRAFT**	10	**NSYTRAFT**
Warning label	Yellow	100	**NSYTRACS4**	100	**NSYTRACS4**
Marker tag holder	For ●AB35 end stop	20	**NSYTRASB4**	20	**NSYTRASB4**
DIN rail 35 x 7.2 mm	Perforated, 2 m long	20	**NSYSDR200BD**	20	**NSYSDR200BD**
Marking accessories		See page 80			
General data					
	Strip length (mm)	9		9	
	Screw thread	M3		M3	
	Torque (Nm)	0.6 - 0.8		0.6 - 0.8	

Linergy TR
Screw terminal blocks

	PB502192	PB502191
		
	NSYTRV24DPE	**NSYTRV44DPE**
	2.5 mm²	4 mm²
	Protective earth - Double deck	Protective earth - Double deck
	1 pole - 2 x 2	1 pole - 2 x 2
	Green/Yellow	Green/Yellow
	-	-
	69.9	69.9
	65	65
	5.2	6.2
	2.5	4
	0.14 - 4	0.14 - 6
	0.14 - 4	0.14 - 6
	-	-
	26 - 12 AWG	26 - 10 AWG
	26 - 12 AWG	26 - 10 AWG
	-	-
	UL, CSA, ATEX, IECEx, GL, LR, DNV, GOST	UL, CSA, ATEX, IECEx, GL, LR, DNV, GOST
	Sold in lots of	**Unit reference**	**Sold in lots of**	**Unit reference**
	50	**NSYTRV24DPE**	50	**NSYTRV44DPE**
	50	**NSYTRAAB35**	50	**NSYTRAAB35**
	50	**NSYTRAABV35**	50	**NSYTRAABV35**
	50	**NSYTRACE24**	50	**NSYTRACE24**
	50	**NSYTRACEP24**	50	**NSYTRACEP24**
	50	**NSYTRAPE24**	50	**NSYTRAPE24**
	-	-	-	-
	50	**NSYTRAL22**	50	**NSYTRAL42**
	50	**NSYTRAL23**	50	**NSYTRAL43**
	50	**NSYTRAL24**	50	**NSYTRAL44**
	50	**NSYTRAL25**	50	**NSYTRAL45**
	10	**NSYTRAL210**	10	**NSYTRAL410**
	10	**NSYTRAL220**	10	**NSYTRAL420**
	10	**NSYTRAATM1**	10	**NSYTRAATM1**
	10	**NSYTRAATP1**	10	**NSYTRAATP1**
	10	**NSYTRAFT**	10	**NSYTRAFT**
	100	**NSYTRACS2**	100	**NSYTRACS4**
	20	**NSYTRASB4**	20	**NSYTRASB4**
	20	**NSYSDR200BD**	20	**NSYSDR200BD**
	9		9	
	M3		M3	
	0.5 - 0.6		0.6 - 0.8	

Linergy TR
Screw terminal blocks

Screw terminal blocks - Disconnect


PB502179


PB502178


PB502193

		NSYTRV42SC		NSYTRV42TB		NSYTRV42SCD	
Nominal c.s.a.		4 mm²		4 mm²		4 mm²	
	Type of block	Disconnect (blade)		Disconnect (for carrier)		Disconnect - Double deck	
	Type of connection	1 pole - 1 x 1		1 pole - 1 x 1		2 pole - 1 x 1	
	Color	Grey		Grey		Grey	
Max. electric values (Umax, Imax)		500 V, 20 A		400 V, 20 A		500 V, 38 A	
Dimensions (mm)							
	Length	57.8		57.8		69.9	
	Height	49.1		47.5		65	
	Width	6.2		6.2		6.2	
Cabling c.s.a. (mm²)		4		4		4	
	Flexible cable	0.14 - 6		0.14 - 6		0.14 - 6	
	Solid cable	0.14 - 6		0.14 - 6		0.14 - 6	
Nominal electric values							
	IEC/EN 60947-7-1	500 V, 20 A		500 V, 20 A		500 V, 30 A	
	UL	600 V, 16 A, 26 - 10 AWG		600 V, 16 A, 26 - 10 AWG		300 V, 30 A, 26 - 10 AWG	
	CSA	600 V, 16 A, 26 - 10 AWG		600 V, 16 A, 26 - 10 AWG		300 V, 30 A, 26 - 10 AWG	
	ATEX ⓔ	-		-		-	
Certifications		UL, CSA, GOST		UL, CSA, GOST		UL, CSA, GOST	
Terminal blocks							
		Sold in lots of	**Unit reference**	**Sold in lots of**	**Unit reference**	**Sold in lots of**	**Unit reference**
	Grey	50	**NSYTRV42SC**	50	**NSYTRV42TB**	50	**NSYTRV42SCD**
	Grey, with test points	50	**NSYTRV42ST**	-	-	-	-
	Orange, with test points	50	**NSYTRV42STAR**	-	-	-	-
Accessories							
End stop	Clip-on, 5.2 mm	50	**NSYTRAAB35**	50	**NSYTRAAB35**	50	**NSYTRAAB35**
for 35mm DIN rail	With screw, 9.5 mm	50	**NSYTRAABV35**	50	**NSYTRAABV35**	50	**NSYTRAABV35**
End plate,	Grey	-	Included	-	Included	50	**NSYTRACE24**
width 2.2 mm	Grey, partial plate	-	-	-	-	50	**NSYTRACEP24**
Partition plate,	Grey	50	**NSYTRAP23**	50	**NSYTRAP23**	50	**NSYTRAPE24**
width 2 mm	Blue	-	-	-	-	-	-
Plug-in bridge	2-pole	50	**NSYTRAL42**	50	**NSYTRAL42**	50	**NSYTRAL42**
Red	3-pole	50	**NSYTRAL43**	50	**NSYTRAL43**	50	**NSYTRAL43**
	4-pole	50	**NSYTRAL44**	50	**NSYTRAL44**	50	**NSYTRAL44**
	5-pole	50	**NSYTRAL45**	50	**NSYTRAL45**	50	**NSYTRAL45**
	10-pole	10	**NSYTRAL410**	10	**NSYTRAL410**	10	**NSYTRAL410**
	20-pole	10	**NSYTRAL420**	10	**NSYTRAL420**	10	**NSYTRAL420**
Vertical bridge	1-pole	-	-	-	-	-	-
Removable carrier	For fuse 5 x 20 mm	-	-	10	**NSYTRASF520**	-	-
	For fuse 5 x 20 mm 110 - 250 V LED	-	-	10	**NSYTRASF520M**	-	-
	For fuse 5 x 20 mm 12 - 30 V LED	-	-	10	**NSYTRASF520B**	-	-
	For component	-	-	10	**NSYTRASV1**	-	-
	With 1N4007 diode	-	-	10	**NSYTRASV2**	-	-
Test plug	Metalic part, Ø 2.3 mm	10	**NSYTRAATM1**	10	**NSYTRAATM1**	10	**NSYTRAATM1**
	Insulating sleeve, red	10	**NSYTRAATP1**	10	**NSYTRAATP1**	10	**NSYTRAATP1**
Test adaptor	For plug-in bridge shaft	10	**NSYTRAFT**	10	**NSYTRAFT**	10	**NSYTRAFT**
Warning label	Yellow	10	**NSYTRACS4**	10	**NSYTRACS4**	10	**NSYTRACS4**
Marker tag holder	For ● AB35 end stop	100	**NSYTRASB4**	100	**NSYTRASB4**	100	**NSYTRASB4**
DIN rail 35 x 7.2 mm	Perforated, 2 m long	20	**NSYSDR200BD**	20	**NSYSDR200BD**	20	**NSYSDR200BD**
Marking accessories		See page 80					
General data							
	Strip length (mm)	9		9		9	
	Screw thread	M3		M3		M3	
	Torque (Nm)	0.6 - 0.8		0.6 - 0.8		0.6 - 0.8	

Linergy TR
Screw terminal blocks

Screw terminal blocks - Fuse disconnect


PB502196


PB502195


PB502198

		NSYTRV162SF		NSYTRV42SF5		NSYTRV42SF6	
Nominal c.s.a.		16 mm²		4 mm²		16 mm²	
	Type of block	Disconnect (fixed carrier)		Disconnect (Lever-type fuse)		Disconnect (Lever-type fuse)	
	Type of connection	1 pole - 1 x 1		1 pole - 1 x 1		1 pole - 1 x 1	
	Type of fuse	G-fuse cartridge 5 x 20 mm		G-fuse cartridge 5 x 20 mm		G-fuse cartridge 6.3 x 32 mm	
	Colour	Black		Black		Black	
Max. electric values (Umax, Imax)		500 V, 10 A		500 V, 6.3 A		500 V, 10 A	
Dimensions (mm)							
	Length	62		72.5		79	
	Height	57.2		56.5		60.5	
	Width	12		8.2		10.2	
Cabling c.s.a. (mm²)		16		4		16	
	Flexible cable	0.5 - 16		0.2 - 4		0.5 - 16	
	Solid cable	0.5 - 16		0.2 - 4		0.5 - 16	
Nominal electric values							
	IEC/EN 60947-7-1	500 V, 10 A		500 V, 6.3 A		500 V, 10 A	
	UL	300 V, 20 A, 24 - 6 AWG		600 V, 12 A, 26 - 10 AWG		600 V, 10 A, 26 - 8 AWG	
	CSA	300 V, 20 A, 24 - 6 AWG		600 V, 12 A, 26 - 10 AWG		600 V, 10 A, 26 - 8 AWG	
	ATEX	-		-		-	
Certifications		UL, CSA, LR, DNV, GOST		UL, CSA, GOST		UL, CSA, GOST	
Terminal blocks							
		Sold in lots of	**Unit reference**	**Sold in lots of**	**Unit reference**	**Sold in lots of**	**Unit reference**
	Black	50	**NSYTRV162SF**	50	**NSYTRV42SF5**	50	**NSYTRV42SF6**
	Black, with light indicator, 12-30 V AC/DC *(1)*	-	-	50	**NSYTRV42SF5LD**	50	**NSYTRV42SF6LD**
	Black, with light indicator, 110-250 V AC/DC *(2)*	-	-	50	**NSYTRV42SF5LA**	50	**NSYTRV42SF6LA**
Accessories							
End stop	Clip-on. 5.2 mm	50	**NSYTRAAB35**	50	**NSYTRAAB35**	50	**NSYTRAAB35**
for 35 mm DIN rail	With screw. 9.5 mm	50	**NSYTRAABV35**	50	**NSYTRAABV35**	50	**NSYTRAABV35**
End plate,	Grey	-	Included	-	Included	-	Included
width 2.2 mm	Grey. partial plate	-	-	-	-	-	-
Vertical bridge	1-pole	-	-	-	-	-	-
Screw bridge	2-pole	10	**NSYTRALF1610**	-	-	-	-
Test plug	Metalic part, Ø 2.3 mm	10	**NSYTRAATM1**	10	**NSYTRAATM1**	10	**NSYTRAATM1**
	Insulating sleeve, red	10	**NSYTRAATP1**	10	**NSYTRAATP1**	10	**NSYTRAATP1**
Test adaptor	For plug-in bridge shaft	-	-	-	-	-	-
Warning label	Yellow	-	-	-	-	-	-
Marker tag holder	For ● AB35 end stop	100	**NSYTRASB4**	100	**NSYTRASB4**	100	**NSYTRASB4**
DIN rail 35 x 7.2 mm	Perforated, 2 m long	20	**NSYSDR200BD**	20	**NSYSDR200BD**	20	**NSYSDR200BD**
Marking accessories		See page 80					
General data							
	Strip length (mm)	11		8		9	
	Screw thread	M4		M3		M3	
	Torque (Nm)	1.5 - 1.8		0.5 - 0.8		0.6 - 0.8	

(1) If the fuse is faulty, the downstream circuit is not off load.
(2) The current is determined by the fuse used, the voltage by the light indicator. Observe max. power dissipation.

Linergy TR
Screw terminal blocks

Screw terminal blocks - Measuring terminals

PB502208



PB502211



		NSYTRV62TTD		NSYTRV62TT	
Nominal c.s.a.		6 mm²		6 mm²	
	Type of block	Knife disconnect		Passthrough	
	Type of connection	1 pole - 1 x 1		1 pole - 1 x 1	
	Colour	Grey		Grey	
Max. electric values (Umax, Imax)		500 V, 30 A		500 V, 30 A	
Dimensions (mm)					
	Length	100.8		100.8	
	Height	49.6		49.6	
	Width	8.2		8.2	
Cabling c.s.a. (mm²)		6		6	
	Flexible cable	0.2 - 10		0.2 - 10	
	Solid cable	0.2 - 10		0.2 - 10	
Nominal electric values					
	IEC/EN 60947-7-1	500 V, 30 A		500 V, 30 A	
	UL	600 V, 30 A. 24 - 8 AWG		600 V, 30 A, 24 - 8 AWG	
	CSA	600 V, 30 A. 24 - 8 AWG		600 V, 30 A, 24 - 8 AWG	
	ATEX ⓔ	-		-	
Certifications		UL, CSA, GOST		UL, CSA, GOST	
Terminal blocks					
		Sold in lots of	**Unit reference**	**Sold in lots of**	**Unit reference**
	Grey	50	**NSYTRV62TTD**	50	**NSYTRV62TT**
	Green/Yellow	-	-	-	-
Accessories					
End stop for 35 mm DIN rail	Clip-on, 5.2 mm	50	**NSYTRAAB35**	50	**NSYTRAAB35**
	With screw, 9.5 mm	50	**NSYTRAABV35**	50	**NSYTRAABV35**
End plate, width 2.2 mm	Grey	50	**NSYTRACT22**	50	**NSYTRACT22**
	Blue	-	-	-	-
Switching jumper, pluggable	2 points	10	**NSYTRASJ2**	10	**NSYTRASJ2**
	3 points	10	**NSYTRASJ3**	10	**NSYTRASJ3**
	4 points	10	**NSYTRASJ4**	10	**NSYTRASJ4**
Plug-in bridge Red	2-pole	10	**NSYTRAL62**	10	**NSYTRAL62**
	3-pole	10	**NSYTRAL63**	10	**NSYTRAL63**
	4-pole	-	-	-	-
	5-pole	-	-	-	-
	10-pole	10	**NSYTRAL610**	10	**NSYTRAL610**
Switching lock	Pluggable	10	**NSYTRASJ6**	10	**NSYTRASJ6**
Test plug	Metalic part, Ø 2.3 mm	10	**NSYTRAATM1**	10	**NSYTRAATM1**
	Insulating sleeve, red	10	**NSYTRAATP1**	10	**NSYTRAATP1**
Test plug adaptor For plug-in bridge shaft	Grey	10	**NSYTRAFT**	10	**NSYTRAFT**
	Orange	10	**NSYTRAFTAR**	10	**NSYTRAFTAR**
	Yellow	10	**NSYTRAFTYE**	10	**NSYTRAFTYE**
	Green	10	**NSYTRAFTGN**	10	**NSYTRAFTGN**
Marker tag holder	For ●AB35 end stop	100	**NSYTRASB4**	100	**NSYTRASB4**
DIN rail 35 x 7.2 mm	Perforated, 2 m long	20	**NSYSDR200BD**	20	**NSYSDR200BD**
Marking accessories		See page 80			
General data					
	Strip length (mm)	10		10	
	Screw thread	M4		M4	
	Torque (Nm)	1.5 - 1.8		1.5 - 1.8	

Linergy TR
Screw terminal blocks

PB502212



NSYTRV62TTPE	
6 mm²	
Protective earth	
1 pole - 1 x 1	
Green/Yellow	
-	
100.8	
49.6	
8.2	
6	
0.2 - 10	
0.2 - 10	
-	
24 - 8 AWG	
24 - 8 AWG	
-	
UL, CSA, GOST	
Sold in lots of	**Unit reference**
-	-
50	**NSYTRV62TTPE**
50	**NSYTRAAB35**
50	**NSYTRAABV35**
50	**NSYTRACT22**
-	-
-	-
-	-
-	-
10	**NSYTRAL62**
10	**NSYTRAL63**
-	-
-	-
10	**NSYTRAL610**
-	-
10	**NSYTRAATM1**
10	**NSYTRAATP1**
10	**NSYTRAFT**
10	**NSYTRAFTAR**
10	**NSYTRAFTYE**
10	**NSYTRAFTGN**
100	**NSYTRASB4**
20	**NSYSDR200BD**
10	
M4	
1.5 - 1.8	

PB502355



Only two **NSYTRV62TTD** measuring transducer disconnect terminal blocks are required for a current transformer measuring circuit. This means that less space is required compared to a circuit design using slide-type terminal blocks.

PB502359



The new **NSYTRV62TT** measuring transducer disconnect terminal blocks with screw connection technology are characterised by easy operation and clarity. All switching statuses are instantly clearly visible. Due to the extensive range of flexible accessories, costs and time are saved when executing all transducer test circuit tasks.

PB502358



The longitudinal isolating switch contacts snap safely into their respective switching state. Imprinted switching symbols ensure clarity. The optional switching lock snaps in and effectively prevents accidental switching. For simultaneous actuation, two switches can be connected to each other using a connection bridge.

PB502356



The **NSYTRASJ** switch jumpers can be placed on both sides of the disconnect point in the bridge shaft and can be securely snapped in irrespective of the terminal strip configuration. The bridge for the transformer short-circuit can be securely engaged in the end positions and screw terminal points are used to make contact.

Linergy TR
Screw terminal blocks

Screw terminal blocks - Neutral disconnect

PB502221



PB502222



		NSYTRV42NE		NSYTRV62NE	
Nominal c.s.a.		4 (6) mm²		6 (10) mm²	
	Type of block	Neutral disconnect		Neutral disconnect	
	Type of connection	1 pole - 1 x 1		1 pole - 1 x 1	
	Colour	Blue		Blue	
Max. electric values (Umax , Imax)		250 V, 32 A		400 V, 41 A	
Dimensions (mm)					
	Length	55		55	
	Height	47,5		47,5	
	Width	6,2		8.2	
Cabling c.s.a. (mm²)		4		6	
	Flexible cable	0.14 - 6		0.2 - 10	
	Solid cable	0.14 - 6		0.2 - 10	
Nominal electric values					
	IEC/EN 60947-7-1	250 V, 32 A		400 V, 41 A	
	UL	-		-	
	CSA	-		-	
	ATEX ⓔ	-		-	
Certifications		GOST		GOST	
Terminal blocks					
		Sold in lots of	**Unit reference**	**Sold in lots of**	**Unit reference**
	Blue	50	**NSYTRV42NE**	50	**NSYTRV62NE**
Accessories					
End stop for 35 mm DIN rail	Clip-on, 5.2 mm	50	**NSYTRAAB35**	50	**NSYTRAAB35**
	With screw, 9.5 mm	50	**NSYTRAABV35**	50	**NSYTRAABV35**
End plate, width 2.2 mm	Grey	50	**NSYTRAC22**	50	**NSYTRAC22**
	Blue	50	**NSYTRAC22BL**	50	**NSYTRAC22BL**
Partition plate, width 2 mm	Grey	50	**NSYTRAP22**	50	**NSYTRAP22**
	Blue	50	**NSYTRAP22BL**	50	**NSYTRAP22BL**
Plug-in bridge Red	2-pole	50	**NSYTRAL42**	10	**NSYTRAL62**
	3-pole	50	**NSYTRAL43**	10	**NSYTRAL63**
	4-pole	50	**NSYTRAL44**	-	-
	5-pole	50	**NSYTRAL45**	-	-
	10-pole	10	**NSYTRAL410**	10	**NSYTRAL610**
	20-pole	10	**NSYTRAL420**	-	-
Copper neutral bar	1m long, 10 x 3 mm	10	**NSYTRACB103**	10	**NSYTRACB103**
Terminal clamp for neutral bar		25	**NSYBPCH516**	25	**NSYBPCH516**
Test plug	Metalic part, Ø 2.3 mm	10	**NSYTRAATM1**	10	**NSYTRAATM1**
	Insulating sleeve. red	10	**NSYTRAATP1**	10	**NSYTRAATP1**
Test adaptor	For plug-in bridge shaft	10	**NSYTRAFT**	10	**NSYTRAFT**
Marker tag holder	For ●AB35 end stop	100	**NSYTRASB4**	100	**NSYTRASB4**
DIN rail 35 x 7.2 mm	Perforated. 2 m long	20	**NSYSDR200BD**	20	**NSYSDR200BD**
Marking accessories		See page 80			
General data					
	Strip length (mm)	9		10	
	Screw thread	M3		M4	
	Torque (Nm)	0.6 - 0.8		1.5 - 1.8	

PB502357



All **NSYTRV●●NE** disconnect terminal blocks have a screwless disconnect slide. When this is levered over with a standard screwdriver, the contact fork slides onto the busbar. The slide engages in the end positions to provide additional protection against accidental actuation.
The shape of the **NSYTRV●●NE** disconnect terminal blocks is the same as for the screw terminal blocks **NSYTRV**.

Linergy TR
Screw terminal blocks

Screw terminal blocks - Miniature passthrough



		NSYTRV22M		NSYTRV42M	
Nominal c.s.a.		2.5 mm²		4 mm²	
	Type of block	Passthrough		Passthrough	
	Type of connection	1 pole - 1 x 1		1 pole - 1 x 1	
	Colour	Grey		Grey	
Max. electric values (Umax, Imax)		500 V, 24 A		500 V, 32 A	
Dimensions (mm)					
	Length	30		30	
	Height	34		34	
	Width	5.2		6.2	
Mounting on		NS15 DIN rail		NS15 DIN rail	
Cabling c.s.a. (mm²)		2.5		4	
	Flexible cable	0.2 - 2.5		0.2 - 4	
	Solid cable	0.2 - 4		0.2 - 6	
Nominal electric values					
	IEC/EN 60947-7-1	500 V, 24 A		500 V, 32 A	
	UL	600 V, 20 A, 24 - 12 AWG		600 V, 30 A, 24 - 10 AWG	
	CSA	600 V, 20 A, 24 - 12 AWG		600 V, 30 A, 24 - 10 AWG	
	ATEX	500 V, 20 A		500 V, 30 A	
Certifications		UL, CSA, VDE, ATEX, IECEx, GOST		UL, CSA, VDE, ATEX, IECEx, GOST	
Terminal blocks					
		Sold in lots of	**Unit reference**	**Sold in lots of**	**Unit reference**
	Grey	50	**NSYTRV22M**	50	**NSYTRV42M**
	Blue	50	**NSYTRV22MBL**	50	**NSYTRV42MBL**
Accessories					
End stop for 15 mm DIN rail	Clip-on, 5.2 mm	50	**NSYTRAAB15**	50	**NSYTRAAB15**
End plate	Grey	50	**NSYTRACM22**	50	**NSYTRACM22**
Partition plate	Grey	50	**NSYTRAPM22**	50	**NSYTRAPM22**
Plug-in bridge Red	2-pole	50	**NSYTRAL22**	50	**NSYTRAL42**
	3-pole	50	**NSYTRAL23**	50	**NSYTRAL43**
	4-pole	50	**NSYTRAL24**	50	**NSYTRAL44**
	5-pole	50	**NSYTRAL25**	50	**NSYTRAL45**
	10-pole	10	**NSYTRAL210**	10	**NSYTRAL410**
	20-pole	10	**NSYTRAL220**	10	**NSYTRAL420**
Blue	10-pole	10	**NSYTRAL210BL**	10	**NSYTRAL410BL**
Grey	10-pole	10	**NSYTRAL210GR**	10	**NSYTRAL410GR**
Marker tag holder	For ●AB15 end stop	100	**NSYTRASB4**	100	**NSYTRASB4**
DIN rail 15 x 5mm	Perforated, 2m long	10	**NSYTRADR155**	10	**NSYTRADR155**
Marking accessories		See page 80			
General data					
	Strip length (mm)	9		8	
	Screw thread	M3		M3	
	Torque (Nm)	0.5 - 0.6		0.6 - 0.8	

Linergy TR
Screw terminal blocks

Screw terminal blocks - Miniature protective earth

PB502335



	NSYTRV22MPE		**NSYTRV42MPE**	
	2.5 mm²		4 mm²	
	Protective earth		Protective earth	
	1 pole - 1 x 1		1 pole - 1 x 1	
	Green/Yellow		Green/Yellow	
	-		-	
	30		30	
	34		34	
	5.2		6.2	
	NS15 DIN rail		NS15 DIN rail	
	2.5		4	
	0.2 - 2.5		0.2 - 4	
	0.2 - 4		0.2 - 6	
	-		-	
	24 - 12 AWG		24 - 10 AWG	
	24 - 12 AWG		24 - 10 AWG	
	-		-	
	UL, CSA, VDE, ATEX, IECEx, GOST		UL, CSA, VDE, ATEX, IECEx, GOST	
	Sold in lots of	**Unit reference**	**Sold in lots of**	**Unit reference**
	50	**NSYTRV22MPE**	50	**NSYTRV42MPE**
	-	-	-	-
	50	**NSYTRAAB15**	50	**NSYTRAAB15**
	50	**NSYTRACM22**	50	**NSYTRACM22**
	50	**NSYTRAPM22**	50	**NSYTRAPM22**
	-	-	-	-
	-	-	-	-
	-	-	-	-
	-	-	-	-
	-	-	-	-
	-	-	-	-
	-	-	-	-
	-	-	-	-
	100	**NSYTRASB4**	100	**NSYTRASB4**
	10	**NSYTRADR155**	10	**NSYTRADR155**
	9		8	
	M3		M3	
	0.5 - 0.6		0.6 - 0.8	

Available June 2013

Linergy TR
Screw terminal blocks
Passthrough, with Telequick universal foot

DB300749

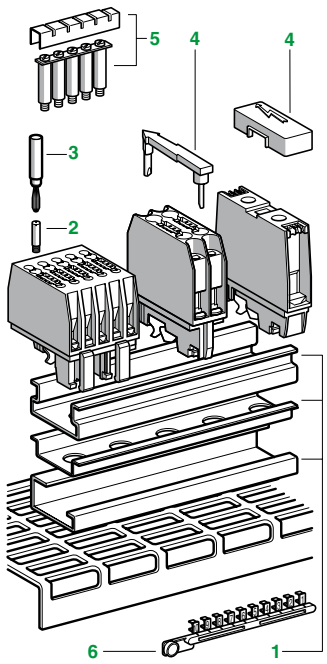

Clip-on mounting on 35 mm ⎍ ⎓ ⎣ rails and Telequick pre-slotted mount

Nominal c.s.a.			4 mm²			
			DB300748 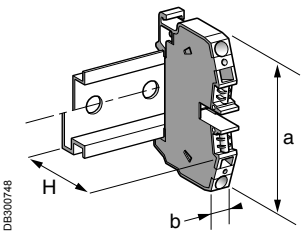	PB501874  **DB6CD10●**		
Dimensions in mm				**2-pole**	**5-pole**	**10-pole**
	Length (a)		48			
	Width (b)		b	14	35	69
1	Height (H) with	⎍ rail	56.5			
		⎓ rail	49			
		⎣ rail	54			
		▭ rail	42			
Cabling c.s.a. in mm²						
	Flexible cable without cable end		1 to 4			
	Flexible cable with cable end		0.75 to 2.5			
	Solid cable		1 to 6			
Nominal electrical values						
	CSA		20 - 12 AWG, 600 V, 30 A			
	UTE, category C		∿ 750 V, ⎓ 750 V, 30 A			
	VDE, group C		∿ 750 V, ⎓ 750 V, 30 A			

Terminal blocks

			No. points	**Sold in lots of**	**Unit reference**	**Weight g**
1-pole	Grey		-	-	-	-
2-pole	Grey		-	10	**DB6CD102**	26.0
3-pole	Grey		-	-	-	-
5-pole	Grey		-	10	**DB6CD105**	60.0
10-pole	Grey		-	10	**DB6CD110**	114.0

Accessories (dimensions in mm)

2	Socket for test plug	Ø 2	-	10	**DB6CD02**	8.0
		Ø 2.3	-	50	**AB1A2**	0.5
		Ø 4	-	-	**-**	-
3	Test plug		-	50	**AB1AT1** (red)	1.7
4	"Danger" live terminals cover		-	-	**-**	-
5	Equipotential commoning link with protective cover (1)		10	10	**DB6CD19**	200.0
6	Marking accessories					

(1) The commoning link connects the pins which screw into the sockets. It comprises: the link, 10 pins, 10 screws and a protective cover.

Linergy TR
Screw terminal blocks
Passthrough, with Telequick universal foot

ting plate

	6 mm²			16 mm²			35 mm²		
	 PB501875			 PB501876			 PB501877		
	DB6DD10●			**DB6ED01**			**DB6FD01**		
		2-pole	**3-pole**						
	48			53			63		
	b	17	26	12			15		
	63.5			61.5			70.5		
	56			54			63		
	61			59			68		
	49			47			56		
	1 to 6			4 to 16			6 to 35		
	1 to 6			4 to 10			4 to 25		
	1 to 10			4 to 16			6 to 35		
	14 - 8 AWG, 600 V, 50 A			14 - 6 AWG, 600 V, 60 A			10 - 2 AWG, 600 V, 120 A		
	∿ 750 V, ⎓ 750 V, 47 A			∿ 750 V, ⎓ 750 V, 71 A			∿ 750 V, ⎓ 750 V, 125 A		
	∿ 750 V, ⎓ 750 V, 47 A			∿ 750 V, ⎓ 750 V, 65 A			∿ 750 V, ⎓ 750 V, 115 A		
	No. points	**Sold in lots of**	**Unit reference**	**Weight g**	**No. points**	**Sold in lots of**	**Unit reference**	**Weight g**	**No. points**	**Sold in lots of**	**Unit reference**	**Weight g**
	-	-	-	-	-	**10**	**DB6ED01**	40.0	-	10	**DB6FD01**	73.0
	-	10	**DB6DD102**	40.0	-	-	-	-	-	-	-	-
	-	10	**DB6DD103**	60.0	-	-	-	-	-	-	-	-
	-	-	-	-	-	-	-	-	-	-	-	-
	-	-	-	-	-	-	-	-	-	-	-	-
	-	-	**-**	-	-	-	**-**	-	-	-	**-**	-
	Fitted as standard				-	-	**-**	-	-	-	**-**	-
	-	-	**-**	-	-	10	**DB6ED04**	8.0	-	-	**-**	-
	-	50	**AB1AT2** (black)	1.7	-	50	**AB1AT2** (black)	1.7	-	50	**AB1AT2** (black)	1.7
	-	-	**-**	-	1	10	**DB6ED09**	5.0	1	10	**DB6FD09**	5.0
	-	-	**-**	-	-	-	**-**	-	-	-	**-**	-

Linergy TR
Screw terminal blocks
Single-pole splitter blocks, with Telequick universal foot

DB300761

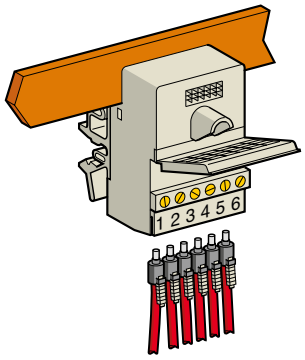

AK2 BA162U

Clip-on mounting on 35 mm ⊐ ⊔ ⊏ rails and Telequick mounting plate

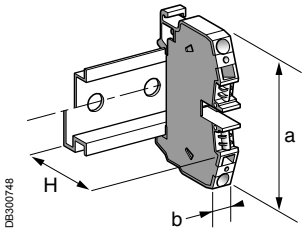

DB300748



PB501853

			AB3RV162U
Nominal c.s.a. in mm²			
	Upstream		2.5
	Downstream		25
Dimensions in mm			
	Length (a)		61
	Width (b)		37.5
	Height (H) with	⊐ rail	58
		⊔ rail	48.5
		⊏ rail	53.5
		⊓⊓⊓ rail	41.5
Cabling c.s.a. in mm²			
Upstream	Flexible cable without cable end		6 x 0.5 to 4
	Flexible cable with cable end		6 x 0.5 to 2.5
	Solid cable		6 x 0.5 to 6
Downstream	Flexible cable without cable end		4 to 25
	Flexible cable with cable end		4 to 25
	Solid cable		6 to 35
Nominal electrical values			
	NFC 20040		Ui 750 V, In 25 A
	CSA		600 V; 1 x 145 A / 6 x 24 A
	UL		-
Certifications			CSA

Terminal blocks		**No. points**	**Sold in lots of**	**Unit reference**	**Weight g**
1 I, 6 O	Grey	1/6	10	**AB3RV162U**	95
Accessories (dimensions in mm)					
Plastic end stop with screw	Width 7,5 on ⊏	-	100	**AB1AB7P32**	4.2
	Width 8 on ⊐ or ⊔	-	100	**AB1AB8P35**	5.9
Metal end stop with screw	Width 10 on ⊏	-	100	**AB1AB10M32**	6.5
	Width 8 on ⊐ or ⊔	-	100	**AB1AB8M35**	14.8
Clip-on plastic end stop	Width 8 on ⊐ or ⊔	-	100	**AB1AB8R35**	5.9
Marking tag holder for clip-on plastic end stop		-	100	**AB1AB8R35**	5.9
Marking accessories		AB1R**; AB1G**			

Linergy TR

Screw terminal blocks

Single-pole splitter blocks, with Telequick universal foot



AK2BA162U

	2.5
	5 or 6 mm thick copper bar
	61
	37.5
	58
	48.5
	53.5
	41.5
	6 x 0.5 to 4
	6 x 0.5 to 2.5
	6 x 0.5 to 6
	Clamping onto 5 or 6 mm thick copper bar; without drilling
	Ui 750 V, In 25 A
	600 V; 1 x 145 A / 6 x 24 A
	600 V; 1 x 145 A / 6 x 20 A
	UL, CSA

	No. points	Sold in lots of	Unit reference	Weight g
	1/6	10	**AK2BA162U**	95
	-	-	-	-
	-	-	-	-
	-	-	-	-
	-	-	-	-
	-	-	-	-
	-	-	-	-
	AB1R**; AB1G**			

Spring terminal blocks
Contents

	Selection guide	44
PB502080 	Passthrough	48
PB502139 	Protective earth	52
PB502164 	Double deck	56
PB502159 	Disconnect	58
PB502218 	Miniature	60

Linergy TR
Selection guide: Spring terminal blocks

		Passthrough			
		Passthrough			
		PB502080 	PB502145 	PB502151 	PB502284 
	Nominal c.s.a (mm²)	2.5	4	6	10 & 16
Number of poles	1 - 1 x 1	**NSYTRR22**	**NSYTRR42**	**NSYTRR62**	**NSYTRR102** **NSYTRR162**
	1 - 1 x 2	**NSYTRR23**	**NSYTRR43**	**NSYTRR63**	-
	1 - 2 x 2	**NSYTRR24**	**NSYTRR44**	-	-
	1 - 2 x 4	-	-	-	-
	1 - 3 x 3	-	-	-	-
	2 - 1 x 1	-	-	-	-
	2 - 1 x 2	-	-	-	-
	3 - 1 x 1	-	-	-	-
Colours	Grey	■	■	■	■
	Blue	**NSYTRR22BL** **NSYTRR23BL** **NSYTRR24BL**	**NSYTRR42BL** **NSYTRR43BL** **NSYTRR44BL**	**NSYTRR62BL**	**NSYTRR102BL** **NSYTRR162BL**
	Green/yellow (PE)	-	-	-	-
	Orange	**NSYTRR22AR** **NSYTRR23AR** **NSYTRR24AR**	**NSYTRR42AR** **NSYTRR43AR** **NSYTRR44AR**	-	-
	Black	-	-	-	-
	With flange	-	-	-	-
Mounting on	35 mm	■	■	■	■
	35 mm	■	■	■	■
	Telequick	-	-	-	-
	15 mm	-	-	-	-
See pages		48	49	48/49	50

PB502354



Vertical bridge

The **NSYTRALV24R** vertical bridge offers the option of connecting both levels of the standard double-level **NSYTRR24D** and **NSYTRR44D** terminal blocks.

Linergy TR
Selection guide: Spring terminal blocks

Protective earth				
	PB502139 	PB502146 	PB502152 	PB502285 
	2.5	4	6	10 & 16
	NSYTRR22PE	**NSYTRR42PE**	**NSYTRR62PE**	**NSYTRR102PE** **NSYTRR162PE**
	NSYTRR23PE	**NSYTRR43PE**	-	-
	NSYTRR24PE	**NSYTRR44PE**	-	-
	-	-	-	-
	-	-	-	-
	-	-	-	-
	-	-	-	-
	-	-	-	-
	-	-	-	-
	-	-	-	-
	■	■	■	■
	-	-	-	-
	-	-	-	-
	-	-	-	-
	■	■	■	■
	■	■	■	■
	-	-	-	-
	-	-	-	-
	52	53	54	54

Linergy TR
Selection guide: Spring terminal blocks

		Double deck	Disconnect	
		Passthrough	Blade	Removable carrier
		PB502164 	PB502159 	PB502162 
	Nominal c.s.a (mm²)	2.5 & 4	2.5	2.5
Number of poles	1 - 1 x 1	-	**NSYTRR22SC**	**NSYTRR22TB**
	1 - 1 x 2	-	**NSYTRR23SC**	**NSYTRR23TB**
	1 - 2 x 2	-	-	-
	1 - 2 x 4	-	-	-
	1 - 3 x 3	-	-	-
	2 - 1 x 1	**NSYTRR24D** **NSYTRR44D**	**NSYTRR24SCD**	-
	2 - 1 x 2		-	-
	3 - 1 x 1	**NSYTRR26T**	-	-
Colours	Grey	■	■	■
	Blue	**NSYTRR24DBL** **NSYTRR44DBL** **NSYTRR26TBL**	-	-
	Green/yellow (PE)	**NSYTRR24DPE** **NSYTRR44DPE**	-	-
	Orange	-	**NSYTRR22SCAR** **NSYTRR23SCAR**	-
	Black	-	-	-
	With flange	-	-	-
Mounting on	35 mm	x	■	■
	35 mm	x	■	■
	Telequick	-	-	-
	15 mm	-	-	-
See pages		56	58	59

PB502213 

PB502215 

PB502214 

Miniature teminal blocks with maximum usage

Due to its space saving design, mini spring-cage terminal blocks are ideal for wiring in extremely restricted spaces.
The generous connection space enables fast wiring of both stranded and solid conductors.
They can be mounted on NS 15 DIN rail or directly mounted using screw flange or engagement pins.

Linergy TR
Selection guide: Spring terminal blocks

	Miniature		
	DIN rail mounting	**Direct mounting**	**Pin mounting**
	PB502218 	PB502216 	PB502217 
	2.5	2.5	2.5
	NSYTRR22M	**NSYTRR22MF**	**NSYTRR22MP**
			-
	NSYTRR24M	**NSYTRR24MF**	**NSYTRR22MP**
	-	-	
	■	■	■
	NSYTRR22MBL **NSYTRR24MBL**	**NSYTRR22MFBL** **NSYTRR24MFBL**	**NSYTRR22MPBL** **NSYTRR22MPBL**
	NSYTRR22MPE	-	-
	-	-	-
	-	-	-
	-	**NSYTRR22MFF** **NSYTRR24MFF**	-
	-		
	-		
	-		
	■		
	60	61	61

Linergy TR
Spring terminal blocks

Spring terminal blocks - Passthrough


PB502080


PB502141


PB502143

		NSYTRR22	NSYTRR23	NSYTRR24
Nominal c.s.a.		2.5 mm²	2.5 mm²	2.5 mm²
	Type of block	Passthrough	Passthrough	Passthrough
	Type of connection	1 pole - 1 x 1	1 pole - 1 x 2	1 pole - 2 x 2
	Colour	Grey	Grey	Grey
Max. electric values (Umax, Imax)		800 V, 31 A	800 V, 28 A	800 V, 28 A
Dimensions (mm)				
	Length	48.5	60.5	72
	Height	36.5	36.5	36.5
	Width	5.2	5.2	5.2
Cabling c.s.a. (mm²)		2.5	2.5	2.5
	Flexible cable	0.08 - 2.5	0.08 - 2.5	0.08 - 2.5
	Solid cable	0.08 - 4	0.08 - 4	0.08 - 4
Nominal electric values				
	IEC/EN 60947-7-1	800 V, 24 A	800 V, 24 A	800 V, 24 A
	UL	600 V, 20 A, 28 - 12 AWG	600 V, 20 A, 28 - 12 AWG	600 V, 20 A, 28 - 12 AWG
	CSA	600 V, 20 A, 28 - 12 AWG	600 V, 20 A, 28 - 12 AWG	600 V, 20 A, 28 - 12 AWG
	ATEX ⓔ	550 V, 21 A	550 V, 21 A	550 V, 21 A
Certifications		UL, CSA, VDE, ATEX, IECEx, GL, LR, DNV, GOST	UL, CSA, VDE, ATEX, IECEx, GL, LR, DNV, GOST	UL, CSA, VDE, ATEX, IECEx, GL, LR, DNV, GOST
Terminal blocks				
		Sold in lots of / **Unit reference**	**Sold in lots of** / **Unit reference**	**Sold in lots of** / **Unit reference**
	Grey	50 / **NSYTRR22**	50 / **NSYTRR23**	50 / **NSYTRR24**
	Blue	50 / **NSYTRR22BL**	50 / **NSYTRR23BL**	50 / **NSYTRR24BL**
	Orange	50 / **NSYTRR22AR**	50 / **NSYTRR23AR**	50 / **NSYTRR24AR**
Accessories				
End stop	Clip-on, 5.2 mm	50 / **NSYTRAAB35**	50 / **NSYTRAAB35**	50 / **NSYTRAAB35**
for 35 mm DIN rail	With screw, 9.5 mm	50 / **NSYTRAABV35**	50 / **NSYTRAABV35**	50 / **NSYTRAABV35**
End plate,	Grey	50 / **NSYTRACR22**	50 / **NSYTRACR23**	50 / **NSYTRACR24**
width 2.2 mm	Blue	50 / **NSYTRACR22BL**	50 / **NSYTRACR23BL**	50 / **NSYTRACR24BL**
Partition plate,	Grey	50 / **NSYTRAPR42**	50 / **NSYTRAPR23**	50 / **NSYTRAPR24**
width 2 mm	Blue	- / -	- / -	- / -
Plug-in bridge	2-pole	50 / **NSYTRAL22**	50 / **NSYTRAL22**	50 / **NSYTRAL22**
Red	3-pole	50 / **NSYTRAL23**	50 / **NSYTRAL23**	50 / **NSYTRAL23**
	4-pole	50 / **NSYTRAL24**	50 / **NSYTRAL24**	50 / **NSYTRAL24**
	5-pole	50 / **NSYTRAL25**	50 / **NSYTRAL25**	50 / **NSYTRAL25**
	10-pole	10 / **NSYTRAL210**	10 / **NSYTRAL210**	10 / **NSYTRAL210**
	20-pole	10 / **NSYTRAL220**	10 / **NSYTRAL220**	10 / **NSYTRAL220**
Blue	10-pole	10 / **NSYTRAL210BL**	10 / **NSYTRAL210BL**	10 / **NSYTRAL210BL**
Grey	10-pole	10 / **NSYTRAL210GR**	10 / **NSYTRAL210GR**	10 / **NSYTRAL210GR**
Step-down bridge,	Screw to screw terminal	- / -	- / -	- / -
down to 2.5/4 mm²	Spring to spring trerminal	- / -	- / -	- / -
Test plug	Metalic part, Ø 2.3 mm	10 / **NSYTRAATM1**	10 / **NSYTRAATM1**	10 / **NSYTRAATM1**
	Insulating sleeve, red	10 / **NSYTRAATP1**	10 / **NSYTRAATP1**	10 / **NSYTRAATP1**
Test adaptor	For plug-in bridge shaft	10 / **NSYTRAFT**	10 / **NSYTRAFT**	10 / **NSYTRAFT**
Warning label	Yellow	10 / **NSYTRACSR2**	10 / **NSYTRACSR2**	10 / **NSYTRACSR2**
Marker tag holder	For ● AB35 end stop	100 / **NSYTRASB4**	100 / **NSYTRASB4**	100 / **NSYTRASB4**
DIN rail 35 x 7.2 mm	Perforated, 2 m long	20 / **NSYSDR200BD**	20 / **NSYSDR200BD**	20 / **NSYSDR200BD**
Marking accessories		See page 80		
General data				
	Strip length (mm)	10	10	10

Linergy TR
Spring terminal blocks

PB502145



PB502147



PB502149



PB502151



	NSYTRR42	NSYTRR43	NSYTRR44	NSYTRR62
	4 mm²	4 mm²	4 mm²	6 mm²
	Passthrough	Passthrough	Passthrough	Passthrough
	1 pole - 1 x 1	1 pole - 1 x 2	1 pole - 2 x 2	1 pole - 1 x 1
	Grey	Grey	Grey	Grey
	800 V, 40 A	800 V, 40 A	800 V, 40 A	1000 V, 52 A
	56	71.5	87	69.5
	36.5	36.5	36.5	43.5
	6.2	6.2	6.2	8.2
	4	4	4	6
	0.08 - 4	0.08 - 4	0.08 - 4	0.5 - 6
	0.08 - 6	0.08 - 6	0.08 - 6	0.2 - 10
	800 V, 32 A	800 V, 32 A	800 V, 32 A	800 V, 41 A
	600 V, 30 A, 28 -10 AWG	600 V, 30 A, 28 -10 AWG	600 V, 30 A, 28 -10 AWG	600 V, 50 A, 24 - 8 AWG
	600 V, 30 A, 28 -10 AWG	600 V, 30 A, 28 -10 AWG	600 V, 30 A, 28 -10 AWG	600 V, 50 A, 24 - 8 AWG
	550 V, 30 A	550 V, 30 A	550 V, 30 A	550 V, 36 A
	UL, CSA, VDE, ATEX, IECEx, GL, LR; DNV, GOST	UL, CSA, VDE, ATEX, IECEx, GL, LR, DNV, GOST	UL, CSA, VDE, ATEX, IECEx, GL, LR, DNV, GOST	UL, CSA, VDE, ATEX, IECEx, GL, LR, DNV, GOST
Sold in lots of	Unit reference	Sold in lots of	Unit reference	Sold in lots of	Unit reference	Sold in lots of	Unit reference
50	**NSYTRR42**	50	**NSYTRR43**	50	**NSYTRR44**	50	**NSYTRR62**
50	**NSYTRR42BL**	50	**NSYTRR43BL**	50	**NSYTRR44BL**	50	**NSYTRR62BL**
50	**NSYTRR42AR**	50	**NSYTRR43AR**	50	**NSYTRR44AR**	-	**-**
50	**NSYTRAAB35**	50	**NSYTRAAB35**	50	**NSYTRAAB35**	50	**NSYTRAAB35**
50	**NSYTRAABV35**	50	**NSYTRAABV35**	50	**NSYTRAABV35**	50	**NSYTRAABV35**
50	**NSYTRACR42**	50	**NSYTRACR43**	50	**NSYTRACR44**	50	**NSYTRACR62**
-	-	-	-	-	-	-	-
50	**NSYTRAPR42**	-	-	-	-	-	-
-	-	-	-	-	-	-	-
50	**NSYTRAL42**	50	**NSYTRAL42**	50	**NSYTRAL42**	10	**NSYTRAL62**
50	**NSYTRAL43**	50	**NSYTRAL43**	50	**NSYTRAL43**	10	**NSYTRAL63**
50	**NSYTRAL44**	50	**NSYTRAL44**	50	**NSYTRAL44**	-	-
50	**NSYTRAL45**	50	**NSYTRAL45**	50	**NSYTRAL45**	-	-
10	**NSYTRAL410**	10	**NSYTRAL410**	10	**NSYTRAL410**	10	**NSYTRAL610**
10	**NSYTRAL420**	10	**NSYTRAL420**	10	**NSYTRAL420**	-	-
10	**NSYTRAL410BL**	10	**NSYTRAL410BL**	10	**NSYTRAL410BL**	10	**NSYTRAL610BL**
10	**NSYTRAL410GR**	10	**NSYTRAL410GR**	10	**NSYTRAL410GR**	10	**NSYTRAL610GR**
-	-	-	-	-	-	-	-
-	-	-	-	-	-	10	**NSYTRALR62**
10	**NSYTRAATM1**	10	**NSYTRAATM1**	10	**NSYTRAATM1**	10	**NSYTRAATM1**
10	**NSYTRAATP1**	10	**NSYTRAATP1**	10	**NSYTRAATP1**	10	**NSYTRAATP1**
10	**NSYTRAFT**	10	**NSYTRAFT**	10	**NSYTRAFT**	10	**NSYTRAFT**
10	**NSYTRACSR4**	10	**NSYTRACSR4**	10	**NSYTRACSR4**	10	**NSYTRACSR6**
100	**NSYTRASB4**	100	**NSYTRASB4**	100	**NSYTRASB4**	100	**NSYTRASB4**
20	**NSYSDR200BD**	20	**NSYSDR200BD**	20	**NSYSDR200BD**	20	**NSYSDR200BD**
10		10		10		12	

Linergy TR
Spring terminal blocks

Spring terminal blocks - Passthrough


PB502161


PB502284


PB502157

		NSYTRR63	NSYTRR102	NSYTRR162
Nominal c.s.a.		6 mm²	10 mm²	16 mm²
	Type of block	Passthrough	Passthrough	Passthrough
	Type of connection	1 pole - 1 x 2	1 pole - 1 x 1	1 pole - 1 x 1
	Colour	Grey	Grey	Grey
Max. electric values (Umax, Imax)		1000 V, 52 A	1000 V, 65 A	1000 V, 90 A
Dimensions (mm)				
	Length	90.5	71.5	80
	Height	43.5	50.5	51
	Width	8.2	10.2	12.2
Cabling c.s.a. (mm²)		6	10	16
	Flexible cable	0.5 - 6	0.2 - 10	0.2 - 16
	Solid cable	0.2 - 10	0.2 - 16	0.2 - 25
Nominal electric values				
	IEC/EN 60947-7-1	800 V, 41 A	800 V, 57 A	800 V, 76 A
	UL	600 V, 50 A, 24 - 8 AWG	600 V, 65 A, 16 - 6 AWG	600 V, 85 A, 16 - 4 AWG
	CSA	600 V, 50 A, 24 - 8 AWG	600 V, 65 A, 16 - 6 AWG	600 V, 85 A, 16 - 4 AWG
	ATEX	550 V, 30 A	550 V, 50 A	550 V, 65 A
Certifications		UL, CSA, VDE, ATEX, IECEx, GL, LR, DNV, GOST	UL, CSA, VDE, ATEX, IECEx, GL, LR, DNV, GOST	UL, CSA, VDE, ATEX, IECEx, GL, LR, DNV, GOST
Terminal blocks				
		Sold in lots of / **Unit reference**	**Sold in lots of** / **Unit reference**	**Sold in lots of** / **Unit reference**
	Grey	50 / **NSYTRR63**	50 / **NSYTRR102**	50 / **NSYTRR162**
	Blue	- / -	50 / **NSYTRR102BL**	50 / **NSYTRR162BL**
	Orange	- / -	- / -	- / -
Accessories				
End stop	Clip-on, 5.2 mm	50 / **NSYTRAAB35**	50 / **NSYTRAAB35**	50 / **NSYTRAAB35**
for 35 mm DIN rail	With screw, 9.5 mm	50 / **NSYTRAABV35**	50 / **NSYTRAABV35**	50 / **NSYTRAABV35**
End plate,	Grey	50 / **NSYTRACR63**	50 / **NSYTRACR102**	50 / **NSYTRACR162**
width 2.2 mm	Blue	- / -	- / -	- / -
Partition plate,	Grey	- / -	- / -	- / -
width 2 mm	Blue	- / -	- / -	- / -
Plug-in bridge	2-pole	10 / **NSYTRAL62**	10 / **NSYTRAL102**	10 / **NSYTRAL162**
Red	3-pole	10 / **NSYTRAL63**	- / -	- / -
	4-pole	- / -	- / -	- / -
	5-pole	- / -	- / -	- / -
	10-pole	10 / **NSYTRAL610**	- / -	- / -
	20-pole	- / -	- / -	- / -
Blue	10-pole	10 / **NSYTRAL610BL**	- / -	- / -
Grey	10-pole	10 / **NSYTRAL610GR**	- / -	- / -
Step-down bridge,	Screw to screw terminal	- / -	- / -	- / -
down to 2.5/4 mm²	Spring to spring trerminal	10 / **NSYTRALR62**	10 / **NSYTRALR102**	10 / **NSYTRALR162**
Test plug	Metalic part, Ø 2.3 mm	10 / **NSYTRAATM1**	10 / **NSYTRAATM1**	10 / **NSYTRAATM1**
	Insulating sleeve, red	10 / **NSYTRAATP1**	10 / **NSYTRAATP1**	10 / **NSYTRAATP1**
Test adaptor	For plug-in bridge shaft	10 / **NSYTRAFT**	10 / **NSYTRAFT**	10 / **NSYTRAFT**
Warning label	Yellow	10 / **NSYTRACSR6**	10 / **NSYTRACSR10**	10 / **NSYTRACSR10**
Marker tag holder	For ● AB35 end stop	100 / **NSYTRASB4**	100 / **NSYTRASB4**	100 / **NSYTRASB4**
DIN rail 35 x 7.2 mm	Perforated, 2 m long	20 / **NSYSDR200BD**	20 / **NSYSDR200BD**	20 / **NSYSDR200BD**
Marking accessories		See page 80		
General data				
	Strip length (mm)	12	18	18

Linergy TR
Spring terminal blocks

Spring terminal blocks - Protective earth


PB502139


PB502142


PB502144

		NSYTRR22PE	NSYTRR23PE	NSYTRR24PE
Nominal c.s.a.		2.5 mm²	2.5 mm²	2.5 mm²
	Type of block	Protective earth	Protective earth	Protective earth
	Type of connection	1 pole - 1 x 1	1 pole - 1 x 2	1 pole - 2 x 2
	Colour	Green/Yellow	Green/Yellow	Green/Yellow
Max. electric values		-	-	-
Dimensions (mm)				
	Length	48.5	60.5	72
	Height	36.5	36.5	36.5
	Width	5.2	5.2	5.2
Cabling c.s.a. (mm²)		2.5	2.5	2.5
	Flexible cable	0.08 - 2.5	0.08 - 2.5	0.08 - 2.5
	Solid cable	0.08 - 4	0.08 - 4	0.08 - 4
Nominal electric values				
	IEC/EN 60947-7-1	-	-	-
	UL	28 - 12 AWG	28 - 12 AWG	28 - 12 AWG
	CSA	28 - 12 AWG	28 - 12 AWG	28 - 12 AWG
	ATEX	-	-	-
Certifications		UL, CSA, VDE, ATEX, IECEx, GL, LR, DNV, GOST	UL, CSA, VDE, ATEX, IECEx, GL, LR, DNV, GOST	UL, CSA, VDE, ATEX, IECEx, GL, LR, DNV, GOST
Terminal blocks				
		Sold in lots of / **Unit reference**	**Sold in lots of** / **Unit reference**	**Sold in lots of** / **Unit reference**
	Green/Yellow	50 / **NSYTRR22PE**	50 / **NSYTRR23PE**	50 / **NSYTRR24PE**
Accessories				
End stop for 35mm DIN rail	Clip-on, 5.2 mm	50 / **NSYTRAAB35**	50 / **NSYTRAAB35**	50 / **NSYTRAAB35**
	With screw, 9.5 mm	50 / **NSYTRAABV35**	50 / **NSYTRAABV35**	50 / **NSYTRAABV35**
End plate, width 2.2 mm	Grey	50 / **NSYTRACR22**	50 / **NSYTRACR23**	50 / **NSYTRACR24**
	Blue	50 / **NSYTRACR22BL**	50 / **NSYTRACR23BL**	50 / **NSYTRACR24BL**
Partition plate, width 2 mm	Grey	50 / **NSYTRAPR42**	50 / **NSYTRAPR23**	50 / **NSYTRAPR24**
	Blue	- / -	- / -	- / -
Plug-in bridge	2-pole	- / -	- / -	- / -
Red	3-pole	- / -	- / -	- / -
	10-pole	- / -	- / -	- / -
Test plug	Metalic part, Ø 2.3 mm	10 / **NSYTRAATM1**	10 / **NSYTRAATM1**	10 / **NSYTRAATM1**
	Insulating sleeve, red	10 / **NSYTRAATP1**	10 / **NSYTRAATP1**	10 / **NSYTRAATP1**
Test adaptor	For plug-in bridge shaft	10 / **NSYTRAFT**	10 / **NSYTRAFT**	10 / **NSYTRAFT**
Warning label	Yellow	10 / **NSYTRACSR2**	10 / **NSYTRACSR2**	10 / **NSYTRACSR2**
Marker tag holder	For ● AB35 end stop	100 / **NSYTRASB4**	100 / **NSYTRASB4**	100 / **NSYTRASB4**
DIN rail 35 x 7.2 mm	Perforated, 2 m long	20 / **NSYSDR200BD**	20 / **NSYSDR200BD**	20 / **NSYSDR200BD**
Marking accessories		See page 80		
General data				
	Strip length (mm)	10	10	10

Linergy TR
Spring terminal blocks

PB502146



PB502148



PB502150



	NSYTRR42PE	NSYTRR43PE	NSYTRR44PE
	4 mm²	4 mm²	4 mm²
	Protective earth	Protective earth	Protective earth
	1 pole - 1 x 1	1 pole - 1 x 2	1 pole - 2 x 2
	Green/Yellow	Green/Yellow	Green/Yellow
	-	-	-
	56	71.5	87
	36.5	36.5	36.5
	6.2	6.2	6.2
	4	4	4
	0.08 - 4	0.08 - 4	0.08 - 4
	0.08 - 6	0.08 - 6	0.08 - 6
	-	-	-
	28 -10 AWG	28 -10 AWG	28 -10 AWG
	28 -10 AWG	28 -10 AWG	28 -10 AWG
	-	-	-
	UL, CSA, VDE, ATEX, IECEx, GL, LR, DNV, GOST	UL, CSA, VDE, ATEX, IECEx, GL, LR, DNV, GOST	UL, CSA, VDE, ATEX, IECEx, GL, LR, DNV, GOST

	Sold in lots of	Unit reference	Sold in lots of	Unit reference	Sold in lots of	Unit reference
	50	**NSYTRR42PE**	50	**NSYTRR43PE**	50	**NSYTRR44PE**
	50	**NSYTRAAB35**	50	**NSYTRAAB35**	50	**NSYTRAAB35**
	50	**NSYTRAABV35**	50	**NSYTRAABV35**	50	**NSYTRAABV35**
	50	**NSYTRACR42**	50	**NSYTRACR43**	50	**NSYTRACR44**
	-	-	-	-	-	-
	50	**NSYTRAPR42**	-	-	-	-
	-	-	-	-	-	-
	-	-	-	-	-	-
	-	-	-	-	-	-
	-	-	-	-	-	-
	10	**NSYTRAATM1**	10	**NSYTRAATM1**	10	**NSYTRAATM1**
	10	**NSYTRAATP1**	10	**NSYTRAATP1**	10	**NSYTRAATP1**
	10	**NSYTRAFT**	10	**NSYTRAFT**	10	**NSYTRAFT**
	10	**NSYTRACSR4**	10	**NSYTRACSR4**	10	**NSYTRACSR4**
	100	**NSYTRASB4**	100	**NSYTRASB4**	100	**NSYTRASB4**
	20	**NSYSDR200BD**	20	**NSYSDR200BD**	20	**NSYSDR200BD**
	10		10		10	

Linergy TR
Spring terminal blocks

Spring terminal blocks - Protective earth


PB502152


PB502285


PB502158

		NSYTRR62PE	NSYTRR102PE	NSYTRR162PE
Nominal c.s.a.		6 mm²	10 mm²	16 mm²
	Type of block	Protective earth	Protective earth	Protective earth
	Type of connection	1 pole - 1 x 1	1 pole - 1 x 1	1 pole - 1 x 1
	Colour	Green/Yellow	Green/Yellow	Green/Yellow
Max. electric values		-	-	-
Dimensions (mm)				
	Length	69.5	71.5	80
	Height	43.5	50.5	51
	Width	8.2	10.2	12.2
Cabling c.s.a. (mm²)		6	10	16
	Flexible cable	0.2 - 6	0.2 - 10	0.2 - 16
	Solid cable	0.08 - 4	0.2 - 16	0.2 - 25
Nominal electric values				
	IEC/EN 60947-7-1	-	-	-
	UL	24 - 8 AWG	16 - 6 AWG	16 - 4 AWG
	CSA	24 - 8 AWG	16 - 6 AWG	16 - 4 AWG
	ATEX	-	-	-
Certifications		UL, CSA, VDE, ATEX, IECEx, GL, LR, DNV, GOST	UL, CSA, VDE, ATEX, IECEx, GL, LR, DNV, GOST	UL, CSA, VDE, ATEX, IECEx, GL, LR, DNV, GOST
Terminal blocks				
		Sold in lots of / **Unit reference**	**Sold in lots of** / **Unit reference**	**Sold in lots of** / **Unit reference**
	Green/Yellow	50 / **NSYTRV62PE**	50 / **NSYTRR102PE**	50 / **NSYTRR162PE**
Accessories				
End stop for 35mm DIN rail	Clip-on, 5.2 mm	50 / **NSYTRAAB35**	50 / **NSYTRAAB35**	50 / **NSYTRAAB35**
	With screw, 9.5 mm	50 / **NSYTRAABV35**	50 / **NSYTRAABV35**	50 / **NSYTRAABV35**
End plate, width 2.2 mm	Grey	50 / **NSYTRACR62**	50 / **NSYTRACR102**	50 / **NSYTRACR162**
	Blue	-	-	-
Partition plate, width 2 mm	Grey	-	-	-
	Blue	-	-	-
Plug-in bridge Red	2-pole	10 / **NSYTRAL62**	10 / **NSYTRAL102**	10 / **NSYTRAL162**
	3-pole	10 / **NSYTRAL63**	-	-
	10-pole	10 / **NSYTRAL610**	-	-
Test plug	Metalic part, Ø 2.3 mm	10 / **NSYTRAATM1**	10 / **NSYTRAATM1**	10 / **NSYTRAATM1**
	Insulating sleeve, red	10 / **NSYTRAATP1**	10 / **NSYTRAATP1**	10 / **NSYTRAATP1**
Test adaptor	For plug-in bridge shaft	10 / **NSYTRAFT**	10 / **NSYTRAFT**	10 / **NSYTRAFT**
Warning label	Yellow	10 / **NSYTRACSR6**	10 / **NSYTRACSR10**	10 / **NSYTRACSR10**
Marker tag holder	For ● AB35 end stop	100 / **NSYTRASB4**	100 / **NSYTRASB4**	100 / **NSYTRASB4**
DIN rail 35 x 7.2 mm	Perforated, 2 m long	20 / **NSYSDR200BD**	20 / **NSYSDR200BD**	20 / **NSYSDR200BD**
Marking accessories		See page 80		
General data				
	Strip length (mm)	12	18	18

Linergy TR
Spring terminal blocks

Spring terminal blocks - Double deck passthrough

PB502164



PB502153



PB502155



		NSYTRR24D	NSYTRR44D	NSYTRR26T
Nominal c.s.a.		2.5 mm²	4 mm²	2.5 mm²
	Type of block	Passthrough - Double deck	Passthrough - Double deck	Passthrough - 3 Levels
	Type of connection	2 pole - 1 x 1	2 pole - 1 x 1	3 pole - 1 x 1
	Colour	Grey	Grey	Grey
Max. electric values (Umax, Imax)		500 V, 26 A	500 V, 34 A	500 V, 28 A
Dimensions (mm)				
	Length	78	92.4	99.5
	Height	55	55	58
	Width	5.2	6.2	5.2
Cabling c.s.a. (mm²)		2.5	4	2.5
	Flexible cable	0.08 - 2.5	0.08 - 4	0.08 - 2.5
	Solid cable	0.08 - 4	0.08 - 6	0.08 - 4
Nominal electric values				
	IEC/EN 60947-7-1	500 V, 22 A	500 V, 28 A	500 V, 20 A
	UL	600 V, 20 A, 28 - 12 AWG	600 V, 30 A, 28 - 10 AWG	600 V, 20 A, 28 - 12 AWG
	CSA	600 V, 20 A, 28 - 12 AWG	600 V, 30 A, 28 - 10 AWG	600 V, 20 A, 28 - 12 AWG
	ATEX ⓔ	440 V, 19,5 A	440 V, 22 A	-
Certifications (1)		UL, CSA, VDE, GL, LR, DNV, GOST	UL, CSA, VDE, GL, LR, DNV, GOST	UL, CSA, VDE, GL, LR, GOST
Terminal blocks				
		Sold in lots of / **Unit reference**	**Sold in lots of** / **Unit reference**	**Sold in lots of** / **Unit reference**
	Grey	50 / **NSYTRR24D**	50 / **NSYTRR44D**	50 / **NSYTRR26T**
	Blue	50 / **NSYTRR24DBL**	50 / **NSYTRR44DBL**	50 / **NSYTRR26TBL**
Accessories				
End stop for 35 mm DIN rail	Clip-on, 5.2 mm	50 / **NSYTRAAB35**	50 / **NSYTRAAB35**	50 / **NSYTRAAB35**
	With screw, 9.5 mm	50 / **NSYTRAABV35**	50 / **NSYTRAABV35**	50 / **NSYTRAABV35**
End plate, width 2.2 mm	Grey	50 / **NSYTRACRE24**	50 / **NSYTRACRE44**	50 / **NSYTRACRE26**
	Blue	- / -	- / -	- / -
Plug-in bridge Red	2-pole	50 / **NSYTRAL22**	50 / **NSYTRAL42**	50 / **NSYTRAL22**
	3-pole	50 / **NSYTRAL23**	50 / **NSYTRAL43**	50 / **NSYTRAL23**
	4-pole	50 / **NSYTRAL24**	50 / **NSYTRAL44**	50 / **NSYTRAL24**
	5-pole	50 / **NSYTRAL25**	50 / **NSYTRAL45**	50 / **NSYTRAL25**
	10-pole	10 / **NSYTRAL210**	10 / **NSYTRAL410**	10 / **NSYTRAL210**
	20-pole	10 / **NSYTRAL220**	10 / **NSYTRAL420**	10 / **NSYTRAL220**
Vertical bridge	1-pole	50 / **NSYTRALV24R**	50 / **NSYTRALV24R**	- / -
Test plug	Metalic part, Ø 2.3 mm	10 / **NSYTRAATM1**	10 / **NSYTRAATM1**	10 / **NSYTRAATM1**
	Insulating sleeve, red	10 / **NSYTRAATP1**	10 / **NSYTRAATP1**	10 / **NSYTRAATP1**
Test adaptor	For plug-in bridge shaft	10 / **NSYTRAFT**	10 / **NSYTRAFT**	10 / **NSYTRAFT**
Warning label	Yellow	10 / **NSYTRACSR2**	10 / **NSYTRACSR4**	10 / **NSYTRACSR2**
Marker tag holder	For ● AB35 end stop	100 / **NSYTRASB4**	100 / **NSYTRASB4**	100 / **NSYTRASB4**
DIN rail 35x7.2mm	Perforated, 2m long	20 / **NSYSDR200BD**	20 / **NSYSDR200BD**	20 / **NSYSDR200BD**
Marking accessories		See page 80		
General data				
	Strip length (mm)	10	10	10

(1) ATEX and IECEx certifications pending.

PB502354



The **NSYTRALV24R** vertical bridge offers the option of connecting both levels of the standard double-level **NSYTRR24D** or **NSYTRR44D** terminal blocks.

Linergy TR
Spring terminal blocks

Spring terminal blocks - Double deck protective earth

PB502165



PB502154



		NSYTRR24DPE		NSYTRR44DPE	
Nominal c.s.a.		2.5 mm²		4 mm²	
	Type of block	Protective earth - Double deck		Double deck - Protective earth	
	Type of connection	1 pole - 2 x 2		1 pole - 2 x 2	
	Colour	Green/Yellow		Green/Yellow	
Max. electric values		-		-	
Dimensions (mm)					
	Length	78		92.4	
	Height	55		55	
	Width	5.2		6.2	
Cabling c.s.a. (mm²)		2.5		4	
	Flexible cable	0.08 - 2.5		0.08 - 4	
	Solid cable	0.08 - 4		0.08 - 6	
Nominal electric values					
	IEC/EN 60947-7-1	-		-	
	UL	28 - 12 AWG		28 - 10 AWG	
	CSA	28 - 12 AWG		28 - 10 AWG	
	ATEX	-		-	
Certifications (1)		UL, CSA, VDE, GL, LR, DNV, GOST		UL, CSA, VDE, GL, LR, DNV, GOST	
Terminal blocks					
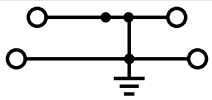	Green/Yellow	**Sold in lots of** 50	**Unit reference** **NSYTRR24DPE**	**Sold in lots of** 50	**Unit reference** **NSYTRR44DPE**
Accessories					
End stop for 35 mm DIN rail	Clip-on, 5.2 mm	50	**NSYTRAAB35**	50	**NSYTRAAB35**
	With screw, 9.5 mm	50	**NSYTRAABV35**	50	**NSYTRAABV35**
End plate, width 2.2 mm	Grey	50	**NSYTRACRE24**	50	**NSYTRACRE44**
	Blue	-	-	-	-
Plug-in bridge Red	2-pole	50	**NSYTRAL22**	50	**NSYTRAL42**
	3-pole	50	**NSYTRAL23**	50	**NSYTRAL43**
	4-pole	50	**NSYTRAL24**	50	**NSYTRAL44**
	5-pole	50	**NSYTRAL25**	50	**NSYTRAL45**
	10-pole	10	**NSYTRAL210**	10	**NSYTRAL410**
	20-pole	10	**NSYTRAL220**	10	**NSYTRAL420**
Test plug	Metalic part, Ø 2.3 mm	10	**NSYTRAATM1**	10	**NSYTRAATM1**
	Insulating sleeve, red	10	**NSYTRAATP1**	10	**NSYTRAATP1**
Test adaptor	For plug-in bridge shaft	10	**NSYTRAFT**	10	**NSYTRAFT**
Warning label	Yellow	10	**NSYTRACSR2**	10	**NSYTRACSR4**
Marker tag holder	For ● AB35 end stop	100	**NSYTRASB4**	100	**NSYTRASB4**
DIN rail 35 x 7.2 mm	Perforated, 2 m long	20	**NSYSDR200BD**	20	**NSYSDR200BD**
Marking accessories		See page 80			
General data					
	Strip length (mm)	10		10	

(1) ATEX and IECEx certifications pending.

Linergy TR
Spring terminal blocks

Spring terminal blocks - Disconnect





		NSYTRR22SC		NSYTRR23SC	
Nominal c.s.a.		2.5 mm²		2.5 mm²	
	Type of block	Disconnect (blade)		Disconnect (blade)	
	Type of connection	1 pole - 1 x 1		1 pole - 1 x 2	
	Colour	Grey		Grey	
Max. electric values (Umax, Imax)		400 V, 20 A		400 V, 20 A	
Dimensions (mm)					
	Length	60.5		72	
	Height	36.5		36.5	
	Width	5.2		5.2	
Cabling c.s.a. (mm²)		2.5		2.5	
	Flexible cable	0.08 - 2.5		0.08 - 2.5	
	Solid cable	0.08 - 4		0.08 - 4	
Nominal electric values					
	IEC/EN 60947-7-1	400 V, 20 A		400 V, 20 A	
	UL	600 V, 16 A, 28 - 12 AWG		600 V, 16 A, 28 - 12 AWG	
	CSA	300 V, 16 A, 28 - 12 AWG		300 V, 16 A, 28 - 12 AWG	
	ATEX	-		-	
Certifications		UL, CSA, GOST		UL, CSA, GOST	
Terminal blocks					
		Sold in lots of	**Unit reference**	**Sold in lots of**	**Unit reference**
	Grey	50	**NSYTRR22SC**	50	**NSYTRR23SC**
	Orange	50	**NSYTRR22SCAR**	50	**NSYTRR23SCAR**
Accessories					
End stop for 35 mm DIN rail	Clip-on, 5.2 mm	50	**NSYTRAAB35**	50	**NSYTRAAB35**
	With screw, 9.5 mm	50	**NSYTRAABV35**	50	**NSYTRAABV35**
End plate, width 2.2 mm	Grey	50	**NSYTRACR23**	50	**NSYTRACR24**
	Blue	-	-	-	-
Partition plate, width 2 mm	Grey	50	**NSYTRAPR23**	50	**NSYTRAPR24**
	Blue	-	-	-	-
Plug-in bridge Red	2-pole	50	**NSYTRAL22**	50	**NSYTRAL22**
	3-pole	50	**NSYTRAL23**	50	**NSYTRAL23**
	4-pole	50	**NSYTRAL24**	50	**NSYTRAL24**
	5-pole	50	**NSYTRAL25**	50	**NSYTRAL25**
	10-pole	10	**NSYTRAL210**	10	**NSYTRAL210**
	20-pole	10	**NSYTRAL220**	10	**NSYTRAL220**
Removable carrier	For fuse 5 x 20 mm	-	-	-	-
	For fuse 5 x 20 mm 110 - 250 V LED	-	-	-	-
	For fuse 5 x 20 mm 12 - 30 V LED	-	-	-	-
	For component	-	-	-	-
	With 1N4007 diode	-	-	-	-
Test plug	Metalic part, Ø 2.3 mm	10	**NSYTRAATM1**	10	**NSYTRAATM1**
	Insulating sleeve, red	10	**NSYTRAATP1**	10	**NSYTRAATP1**
Test adaptor	For plug-in bridge shaft	10	**NSYTRAFT**	10	**NSYTRAFT**
Warning label	Yellow	50	**NSYTRACSR2**	50	**NSYTRACSR2**
Marker tag holder	For ● AB35 end stop	100	**NSYTRASB4**	100	**NSYTRASB4**
DIN rail 35 x 7.2 mm	Perforated, 2 m long	20	**NSYSDR200BD**	20	**NSYSDR200BD**
Marking accessories		See page 80			
General data					
	Strip length (mm)	10		10	

Linergy TR
Spring terminal blocks

PB502162



PB502163



PB502138



	NSYTRR22TB	NSYTRR23TB	NSYTRR24SCD
	2.5 mm²	2.5 mm²	2.5 mm²
	Disconnect (for carrier)	Disconnect (for carrier)	Disconnect (blade)
	1 pole - 1 x 1	1 pole - 1 x 2	2 pole - 1 x 1
	Grey	Grey	Grey
	400 V, 20 A	400 V, 20 A	400 V, 16 A
	60.5	72	107
	36.5	36.5	55
	5.2	5.2	5.2
	2.5	2.5	2.5
	0.08 - 2.5	0.08 - 2.5	0.08 - 2.5
	0.08 - 4	0.08 - 4	0.08 - 4
	400 V, 20 A	400 V, 20 A	400 V, 16 A
	300 V, 16 A, 28 - 12 AWG	300 V, 16 A, 28 - 12 AWG	300 V, 10 A, 28 - 12 AWG
	300 V, 16 A, 28 - 12 AWG	300 V, 16 A, 28 - 12 AWG	300 V, 10 A, 28 - 12 AWG
	-	-	-
	UL, CSA, GOST	UL, CSA, GOST	UL, CSA, GOST

Sold in lots of	Unit reference	Sold in lots of	Unit reference	Sold in lots of	Unit reference
50	**NSYTRR22TB**	50	**NSYTRR23TB**	50	**NSYTRR24SCD**
-	-	-	-	-	-
50	**NSYTRAAB35**	50	**NSYTRAAB35**	50	**NSYTRAAB35**
50	**NSYTRAABV35**	50	**NSYTRAABV35**	50	**NSYTRAABV35**
50	**NSYTRACR23**	50	**NSYTRACR24**	-	Included
-	-	-	-	-	-
50	**NSYTRAPR23**	50	**NSYTRAPR24**	-	-
-	-	-	-	-	-
50	**NSYTRAL22**	50	**NSYTRAL22**	50	-
50	**NSYTRAL23**	50	**NSYTRAL23**	50	-
50	**NSYTRAL24**	50	**NSYTRAL24**	50	-
50	**NSYTRAL25**	50	**NSYTRAL25**	50	-
10	**NSYTRAL210**	10	**NSYTRAL210**	10	-
10	**NSYTRAL220**	10	**NSYTRAL220**	10	-
10	**NSYTRASF520**	10	**NSYTRASF520**	-	-
10	**NSYTRASF520M**	10	**NSYTRASF520M**	-	-
10	**NSYTRASF520B**	10	**NSYTRASF520B**	-	-
10	**NSYTRASV1**	10	**NSYTRASV1**	-	-
10	**NSYTRASV2**	10	**NSYTRASV2**	-	-
10	**NSYTRAATM1**	10	**NSYTRAATM1**	10	**NSYTRAATM1**
10	**NSYTRAATP1**	10	**NSYTRAATP1**	10	**NSYTRAATP1**
10	**NSYTRAFT**	10	**NSYTRAFT**	10	**NSYTRAFT**
50	**NSYTRACSR2**	50	**NSYTRACSR2**	50	**NSYTRACSR2**
100	**NSYTRASB4**	100	**NSYTRASB4**	100	**NSYTRASB4**
20	**NSYSDR200BD**	20	**NSYSDR200BD**	20	**NSYSDR200BD**
10		10		10	

Linergy TR
Spring terminal blocks

Spring terminal blocks - Miniature passthrough and miniature protective Earth

DIN rail mounting







		NSYTRR22M	NSYTRR24M	NSYTRR22MPE
Nominal c.s.a.		2.5 mm²	2.5 mm²	2.5 mm²
	Type of block	Passthrough	Passthrough	Protective earth
	Type of connection	1 pole - 1 x 1	1 pole - 2 x 2	1 pole - 1 x 1
	Colour	Grey	Grey	Green/Yellow
Max. electric values (Umax, Imax)		800 V, 30 A	800 V, 30 A	-
Dimensions (mm)				
	Length	32	32	32
	Height	30	30	30
	Width	5.2	10.4	5.2
Mounting on		NS15 Din rail	NS15 Din rail	NS15 Din rail
Cabling c.s.a. (mm²)		2.5	2.5	2.5
	Flexible cable	0.08 - 2.5	0.08 - 2.5	0.08 - 2.5
	Solid cable	0.08 - 4	0.08 - 4	0.08 - 4
Nominal electric values				
	IEC/EN 60947-7-1	800 V, 24 A	800 V, 24 A	-
	UL	600 V, 20 A, 28 - 12 AWG	600 V, 20 A, 28 - 12 AWG	28 - 12 AWG
	CSA	600 V, 20 A, 28 - 12 AWG	600 V, 20 A, 28 - 12 AWG	28 - 12 AWG
	ATEX Ⓔ	690 V, 22 A	690 V, 22 A	-
Certifications *(1)*		UL, CSA, VDE, GOST	UL, CSA, VDE, GOST	UL, CSA, VDE, GOST
Terminal blocks				
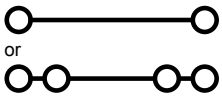 or		**Sold in lots of** / **Unit reference**	**Sold in lots of** / **Unit reference**	**Sold in lots of** / **Unit reference**
	Grey	50 / **NSYTRR22M**	50 / **NSYTRR24M**	50 / **NSYTRR22MPE**
	Blue	50 / **NSYTRR22MBL**	50 / **NSYTRR24MBL**	- / -
	Grey, with flange	- / -	- / -	- / -
Accessories				
End stop for 15 mm DIN rail	Clip-on, 5.2 mm	50 / **NSYTRAAB15**	50 / **NSYTRAAB15**	50 / **NSYTRAAB15**
End plate, width 2.2 mm	Grey	50 / **NSYTRACRM22**	50 / **NSYTRACRM22**	50 / **NSYTRACRM22**
	Grey, with flange	- / -	- / -	- / -
Insertion bridge Grey	2-pole	- / -	10 / **NSYTRALM22**	- / -
Marker tag holder	For ●AB15 end stop	100 / **NSYTRASB4**	100 / **NSYTRASB4**	100 / **NSYTRASB4**
DIN rail 15 x 7.2 mm	Perforated, 2 m long	10 / **NSYTRADR155**	10 / **NSYTRADR155**	10 / **NSYTRADR155**
Marking accessories (for all mini spring terminals)		Only for **NSYTRABF●**. See page 81		
General data				
	Strip length (mm)	8	8	8
	Plate thickness (mm)	-	-	-
	Hole diameter (mm)	-	-	-

(1) ATEX and IECEx certifications pending.

Linergy TR
Spring terminal blocks

	Direct mounting (flange)		For micro-perforated mounting plates	
	 PB502216	 PB502214	 PB502217	 PB502213
	NSYTRR22MF	**NSYTRR24MF**	**NSYTRR22MP**	**NSYTRR24MP**
	2.5 mm²	2.5 mm²	2.5 mm²	2.5 mm²
	Passthrough	Passthrough	Passthrough	Passthrough
	1 pole - 1 x 1	1 pole - 2 x 2	1 pole - 1 x 1	1 pole - 2 x 2
	Grey	Grey	Grey	Grey
	800 V, 30 A	800 V, 30 A	800 V, 30 A	800 V, 30 A
	32	32	32	32
	22	22	22	22
	5.2	10.4	5.2	10.4
	Direct mounting	Direct mounting	Pin mounting	Pin mounting
	2.5	2.5	2.5	2.5
	0.08 - 2.5	0.08 - 2.5	0.08 - 2.5	0.08 - 2.5
	0.08 - 4	0.08 - 4	0.08 - 4	0.08 - 4
	800 V, 24 A	800 V, 24 A	800 V, 24 A	800 V, 24 A
	600 V, 20 A, 28 - 12 AWG	600 V, 20 A, 28 - 12 AWG	600 V, 20 A, 28 - 12 AWG	600 V, 20 A, 28 - 12 AWG
	600 V, 20 A, 28 - 12 AWG	600 V, 20 A, 28 - 12 AWG	600 V, 20 A, 28 - 12 AWG	600 V, 20 A, 28 - 12 AWG
	550 V, 22 A	550 V, 22 A	550 V, 22 A	550 V, 22 A
	UL, CSA, VDE, GOST	UL, CSA, VDE, GOST	UL, CSA, VDE, GOST	UL, CSA, VDE, GOST
Sold in lots of	**Unit reference**	**Sold in lots of**	**Unit reference**	**Sold in lots of**	**Unit reference**	**Sold in lots of**	**Unit reference**
50	**NSYTRR22MF**	50	**NSYTRR24MF**	50	**NSYTRR22MP**	10	**NSYTRR24MP**
50	**NSYTRR22MFBL**	50	**NSYTRR24MFBL**	50	**NSYTRR22MPBL**	10	**NSYTRR24MPBL**
50	**NSYTRR22MFF** *(2)*	50	**NSYTRR24MFF** *(2)*	-	**-**	-	**-**
-	-	-	-	-	-	-	-
50	**NSYTRACRM22**	50	**NSYTRACRM22**	50	**NSYTRACRM22**	50	**NSYTRACRM22**
50	**NSYTRACRMF22** *(2)*	50	**NSYTRACRMF22** *(2)*	-	-	-	-
-	-	10	**NSYTRALM22**	-	-	10	**NSYTRALM22**
100	**NSYTRASB4**	100	**NSYTRASB4**	100	**NSYTRASB4**	100	-
-	-	-	-	-	-	-	-
8		8		8		8	
-		-		0.6 - 1.5		0.6 - 1.5	
-		-		3.5		3.5	

(2) Can only be used at the end of a group of terminals.

Push-in terminal blocks
Contents

	Selection guide	64
PB502082 	Passthrough	66
PB502249 	Protective earth	68
PB502256 	Double deck	70
PB502257 	Disconnect	72

Linergy TR
Selection guide: Push-in terminal blocks

Push-in		Passthrough		Protective earth	
		Passthrough			
		PB502082 	PB502291 	PB502249 	PB502293 
	Nominal c.s.a (mm²)	2.5	4	2.5	4
Number of poles	1 - 1 x 1	**NSYTRP22**	**NSYTRP42**	**NSYTRP22PE**	**NSYTRP42PE**
	1 - 1 x 2	**NSYTRP23**	**NSYTRP43**	**NSYTRP23PE**	**NSYTRP43PE**
	1 - 2 x 2	**NSYTRP24**	**NSYTRP44**	**NSYTRP24PE**	**NSYTRP44PE**
	1 - 2 x 4	-	-	-	-
	1 - 3 x 3	-	-	-	-
	2 - 1 x 1	-	-	-	-
	2 - 1 x 2	-	-	-	-
	3 - 1 x 1	-	-	-	-
Colours	Grey	■	■	-	-
	Blue	**NSYTRP22BL** **NSYTRP23BL** **NSYTRP24BL**	**NSYTRP42BL** **NSYTRP43BL** **NSYTRP44BL**	-	-
	Green/yellow (PE)	-	-	■	■
	Orange	**NSYTRP22AR** **NSYTRP23AR**	-	-	-
	Black	-	-	-	-
	With flange	-	-	-	-
Mounting on	35 mm	■	■	■	■
	35 mm	■	■	■	■
	Telequick	-	-	-	-
	15 mm	-	-	-	-
See pages		66/67	67	68	69

PB502360



Vertical bridge

The **NSYTRALV24R** vertical bridge offers the option of connecting both levels of the standard double-level **NSYTRP24D** terminal block.

Linergy TR
Selection guide: Push-in terminal blocks

	Double deck	Disconnect		Hybrid: Screw - IDC connection	
		Blade	Removable carrier	Passthrough	
	PB502256 	PB502257 	PB502302 	PB502117 	PB502119 
	2.5	2.5	2.5 & 4	1.5	2.5
	-	**NSYTRP22SC**	**NSYTRP22TB** **NSYTRP42TB**	**NSYTRH12**	**NSYTRH22**
	-	**NSYTRP23SC**	-	**NSYTRH13**	-
	-	**NSYTRP24SC**	-	-	-
	-	-	-	-	-
	-	-	-	-	-
	NSYTRP24D	-	-	-	-
	-	-	-	-	-
	-	-	-	-	-
	■	■	■	■	■
	NSYTRP24DBL	-	-	-	-
	NSYTRP24DPE	-	-	**NSYTRH12PE**	-
	-	-	-	-	-
	-	-	-	-	-
	-	-	-	-	-
	■	■	■	-	-
	■	■	■	-	-
	-	-	-	-	-
	-	-	-	■	■
	70	72	73	76	77

Linergy TR
Push-in terminal blocks

Push-in terminal - Passthrough





		NSYTRP22		NSYTRP23	
Nominal c.s.a.		2.5 mm²		2.5 mm²	
	Type of block	Passthrough		Passthrough	
	Type of connection	1 pole - 1 x 1		1 pole - 1 x 2	
	Colour	Grey		Grey	
Max. electric values (Umax , Imax)		800 V, 30 A		800 V, 30 A	
Dimensions (mm)					
	Length	48.5		60.5	
	Height	36.5		36.5	
	Width	5.2		5.2	
Cabling c.s.a. (mm²)		2.5		2.5	
	Flexible cable	0.14 - 2.5		0.14 - 2.5	
	Solid cable	0.14 - 4		0.14 - 4	
Nominal electric values					
	IEC/EN 60947-7-1	800 V, 24 A		800 V, 24 A	
	UL	600 V, 20 A, 24 -12 AWG		600 V, 20 A, 24 -12 AWG	
	CSA	600 V, 20 A, 24 -12 AWG		600 V, 20 A, 24 -12 AWG	
	ATEX	550 V, 22 A		550 V, 22 A	
Certifications		UL, CSA, VDE, ATEX, IECEx, GL, LR, DNV, GOST		UL, CSA, VDE, ATEX, IECEx, GL, LR, DNV, GOST	
Terminal blocks					
		Sold in lots of	**Unit reference**	**Sold in lots of**	**Unit reference**
	Grey	50	**NSYTRP22**	50	**NSYTRP23**
	Blue	50	**NSYTRP22BL**	50	**NSYTRP23BL**
	Orange	50	**NSYTRP22AR**	50	**NSYTRP23AR**
Accessories					
End stop	Clip-on, 5.2 mm	50	**NSYTRAAB35**	50	**NSYTRAAB35**
for 35 mm DIN rail	With screw, 9.5 mm	50	**NSYTRAABV35**	50	**NSYTRAABV35**
End plate	Grey	50	**NSYTRACR22**	50	**NSYTRACR23**
width 2.2 mm	Blue	50	**NSYTRACR22BL**	50	**NSYTRACR23BL**
Partition plate	Grey	50	**NSYTRAPR42**	50	**NSYTRAPR23**
width 2 mm	Blue	-	**-**	-	-
Plug-in bridge	2-pole	50	**NSYTRAL22**	50	**NSYTRAL22**
Red	3-pole	50	**NSYTRAL23**	50	**NSYTRAL23**
	4-pole	50	**NSYTRAL24**	50	**NSYTRAL24**
	5-pole	50	**NSYTRAL25**	50	**NSYTRAL25**
	10-pole	10	**NSYTRAL210**	10	**NSYTRAL210**
	20-pole	10	**NSYTRAL220**	10	**NSYTRAL220**
Blue	10-pole	10	**NSYTRAL210BL**	10	**NSYTRAL210BL**
Grey	10-pole	10	**NSYTRAL210GR**	10	**NSYTRAL210GR**
Step-down bridge,	Screw to screw terminal	-	-	-	-
down to 2.5/4 mm²	Spring to spring trerminal	-	-	-	-
Test plug	Metalic part, Ø 2.3 mm	10	**NSYTRAATM1**	10	**NSYTRAATM1**
	Insulating sleeve, red	10	**NSYTRAATP1**	10	**NSYTRAATP1**
Test adaptor	For plug-in bridge shaft	10	**NSYTRAFT**	10	**NSYTRAFT**
Warning label	Yellow	-	-	-	-
Marker tag holder	For ●AB35 end stop	100	**NSYTRASB4**	100	**NSYTRASB4**
DIN rail 35 x 7.2 mm	Perforated, 2 m long	20	**NSYSDR200BD**	20	**NSYSDR200BD**
Marking accessories		See page 80			
General data					
	Strip length (mm)	10		10	

Linergy TR
Push-in terminal blocks

	 PB502251	 PB502291	 PB502294	 PB502297
	NSYTRP24	**NSYTRP42**	**NSYTRP43**	**NSYTRP44**
	2.5 mm²	4 mm²	4 mm²	4 mm²
	Passthrough	Passthrough	Passthrough	Passthrough
	1 pole - 2 x 2	1 pole - 1 x 1	1 pole - 1 x 2	1 pole - 2 x 2
	Grey	Grey	Grey	Grey
	800 V, 30 A	800 V, 38 A	800 V, 38 A	800 V, 38 A
	72	56	66.5	77
	36.5	36.5	36.5	36.5
	5.2	6.2	6.2	6.2
	2.5	4	4	4
	0.14 - 2.5	0.2 - 4	0.2 - 4	0.2 - 4
	0.14 - 4	0.2 - 6	0.2 - 6	0.2 - 6
	800 V, 24 A	800 V, 32 A	800 V, 32 A	800 V, 32 A
	600 V, 20 A, 24 -12 AWG	600 V, 30 A, 24 - 10 AWG	600 V, 30 A, 24 - 10 AWG	600 V, 30 A, 24 - 10 AWG
	600 V, 20 A, 24 -12 AWG	600 V, 30 A, 24 - 10 AWG	600 V, 30 A, 24 - 10 AWG	600 V, 30 A, 24 - 10 AWG
	550 V, 22 A	550 V, 29 A	550 V, 29 A	550 V, 29 A
	UL, CSA, VDE, ATEX, IECEx, GL, LR, DNV, GOST	UL, CSA, VDE, ATEX, IECEx, GL, LR, DNV, GOST	UL, CSA, VDE, ATEX, IECEx, GL, LR, DNV, GOST	UL, CSA, VDE, ATEX, IECEx, GL, LR, DNV, GOST
Sold in lots of	**Unit reference**	**Sold in lots of**	**Unit reference**	**Sold in lots of**	**Unit reference**	**Sold in lots of**	**Unit reference**
50	**NSYTRP24**	50	**NSYTRP42**	50	**NSYTRP43**	50	**NSYTRP44**
50	**NSYTRP24BL**	50	**NSYTRP42BL**	50	**NSYTRP43BL**	50	**NSYTRP44BL**
-	-	-	-	-	-	-	-
50	**NSYTRAAB35**	50	**NSYTRAAB35**	50	**NSYTRAAB35**	50	**NSYTRAAB35**
50	**NSYTRAABV35**	50	**NSYTRAABV35**	50	**NSYTRAABV35**	50	**NSYTRAABV35**
50	**NSYTRACR24**	50	**NSYTRACR42**	50	**NSYTRACP43**	50	**NSYTRACP44**
50	**NSYTRACR24BL**	-	-	-	-	-	-
50	**NSYTRAPR24**	50	**NSYTRAPR42**	-	-	-	-
-	-	-	-	-	-	-	-
50	**NSYTRAL22**	50	**NSYTRAL42**	50	**NSYTRAL42**	50	**NSYTRAL42**
50	**NSYTRAL23**	50	**NSYTRAL43**	50	**NSYTRAL43**	50	**NSYTRAL43**
50	**NSYTRAL24**	50	**NSYTRAL44**	50	**NSYTRAL44**	50	**NSYTRAL44**
50	**NSYTRAL25**	50	**NSYTRAL45**	50	**NSYTRAL45**	50	**NSYTRAL45**
10	**NSYTRAL210**	10	**NSYTRAL410**	10	**NSYTRAL410**	10	**NSYTRAL410**
10	**NSYTRAL220**	10	**NSYTRAL420**	10	**NSYTRAL420**	10	**NSYTRAL420**
10	**NSYTRAL210BL**	10	**NSYTRAL410BL**	10	**NSYTRAL410BL**	10	**NSYTRAL410BL**
10	**NSYTRAL210GR**	10	**NSYTRAL410GR**	10	**NSYTRAL410GR**	10	**NSYTRAL410BL**
-	-	-	-	-	-	-	-
-	-	-	-	-	-	-	-
10	**NSYTRAATM1**	10	**NSYTRAATM1**	10	**NSYTRAATM1**	10	**NSYTRAATM1**
10	**NSYTRAATP1**	10	**NSYTRAATP1**	10	**NSYTRAATP1**	10	**NSYTRAATP1**
10	**NSYTRAFT**	10	**NSYTRAFT**	10	**NSYTRAFT**	10	**NSYTRAFT**
-	-	-	-	-	-	-	-
100	**NSYTRASB4**	100	**NSYTRASB4**	100	**NSYTRASB4**	100	**NSYTRASB4**
20	**NSYSDR200BD**	20	**NSYSDR200BD**	20	**NSYSDR200BD**	20	**NSYSDR200BD**
10		12		12		12	

Linergy TR
Push-in terminal blocks

Push-in terminal blocks - Protective earth


PB502249


PB502250


PB502248

		NSYTRP22PE	NSYTRP23PE	NSYTRP24PE
Nominal c.s.a.		2.5 mm²	2.5 mm²	2.5 mm²
	Type of block	Protective earth	Protective earth	Protective earth
	Type of connection	1 pole - 1 x 1	1 pole - 1 x 2	1 pole - 2 x 2
	Colour	Green/Yellow	Green/Yellow	Green/Yellow
Max. electric values		-	-	-
Dimensions (mm)				
	Length	48.5	60.5	72
	Height	36.5	36.5	36.5
	Width	5.2	5.2	5.2
Cabling c.s.a. (mm²)		2.5	2.5	2.5
	Flexible cable	0.08 - 2.5	0.08 - 2.5	0.08 - 2.5
	Solid cable	0.08 - 4	0.08 - 4	0.08 - 4
Nominal electric values				
	IEC/EN 60947-7-1	-	-	-
	UL	24 - 12 AWG	24 - 12 AWG	24 - 12 AWG
	CSA	24 - 12 AWG	24 - 12 AWG	24 - 12 AWG
	ATEX	-	-	-
Certifications		UL, CSA, VDE, ATEX, IECEx, GL, LR, DNV, GOST	UL, CSA, VDE, ATEX, IECEx, GL, LR, DNV, GOST	UL, CSA, VDE, ATEX, IECEx, GL, LR, DNV, GOST
Terminal blocks				
		Sold in lots of / **Unit reference**	**Sold in lots of** / **Unit reference**	**Sold in lots of** / **Unit reference**
	Green/Yellow	50 / **NSYTRP22PE**	50 / **NSYTRP23PE**	50 / **NSYTRP24PE**
Accessories				
End stop	Clip-on, 5.2 mm	50 / **NSYTRAAB35**	50 / **NSYTRAAB35**	50 / **NSYTRAAB35**
for 35 mm DIN rail	With screw, 9.5 mm	50 / **NSYTRAABV35**	50 / **NSYTRAABV35**	50 / **NSYTRAABV35**
End plate,	Grey	50 / **NSYTRACR22**	50 / **NSYTRACR23**	50 / **NSYTRACR24**
width 2.2 mm	Blue	50 / **NSYTRACR22BL**	50 / **NSYTRACR23BL**	50 / **NSYTRACR24BL**
Partition plate,	Grey	50 / **NSYTRAPR42**	50 / **NSYTRAPR23**	50 / **NSYTRAPR24**
width 2 mm	Blue	- / -	- / -	- / -
Plug-in bridge	2-pole	50 / **NSYTRAL22**	50 / **NSYTRAL22**	50 / **NSYTRAL22**
Red	3-pole	50 / **NSYTRAL23**	50 / **NSYTRAL23**	50 / **NSYTRAL23**
	4-pole	50 / **NSYTRAL24**	50 / **NSYTRAL24**	50 / **NSYTRAL24**
	5-pole	50 / **NSYTRAL25**	50 / **NSYTRAL25**	50 / **NSYTRAL25**
	10-pole	10 / **NSYTRAL210**	10 / **NSYTRAL210**	10 / **NSYTRAL210**
	20-pole	10 / **NSYTRAL220**	10 / **NSYTRAL220**	10 / **NSYTRAL220**
Test plug	Metalic part, Ø 2.3 mm	10 / **NSYTRAATM1**	10 / **NSYTRAATM1**	10 / **NSYTRAATM1**
	Insulating sleeve, red	10 / **NSYTRAATP1**	10 / **NSYTRAATP1**	10 / **NSYTRAATP1**
Test adaptor	For plug-in bridge shaft	10 / **NSYTRAFT**	10 / **NSYTRAFT**	10 / **NSYTRAFT**
Warning label	Yellow	- / -	- / -	- / -
Marker tag holder	For ● AB35 end stop	100 / **NSYTRASB4**	100 / **NSYTRASB4**	100 / **NSYTRASB4**
DIN rail 35 x 7.2 mm	Perforated, 2 m long	20 / **NSYSDR200BD**	20 / **NSYSDR200BD**	20 / **NSYSDR200BD**
Marking accessories		See page 80		
General data				
	Strip length (mm)	10	10	10

Linergy TR
Push-in terminal blocks

PB502293



PB502296



PB502299



	NSYTRP42PE	NSYTRP43PE	NSYTRP44PE
	4 mm²	4 mm²	4 mm²
	Protective earth	Protective earth	Protective earth
	1 pole - 1 x 1	1 pole - 1 x 2	1 pole - 2 x 2
	Green/Yellow	Green/Yellow	Green/Yellow
	-	-	-
	56	66.5	77
	36.5	36.5	36.5
	6.2	6.2	6.2
	4	4	4
	0.08 - 4	0.08 - 4	0.08 - 4
	0.08 - 6	0.08 - 6	0.08 - 6
	-	-	-
	24 - 10 AWG	24 - 10 AWG	24 - 10 AWG
	24 - 10 AWG	24 - 10 AWG	24 - 10 AWG
	-	-	-
	UL, CSA, VDE, ATEX, IECEx, GL, LR, DNV, GOST	UL, CSA, VDE, ATEX, IECEx, GL, LR, DNV, GOST	UL, CSA, VDE, ATEX, IECEx, GL, LR, DNV, GOST

	Sold in lots of	Unit reference	Sold in lots of	Unit reference	Sold in lots of	Unit reference
	50	**NSYTRP42PE**	50	**NSYTRP43PE**	50	**NSYTRP44PE**
	50	**NSYTRAAB35**	50	**NSYTRAAB35**	50	**NSYTRAAB35**
	50	**NSYTRAABV35**	50	**NSYTRAABV35**	50	**NSYTRAABV35**
	50	**NSYTRACR42**	50	**NSYTRACP43**	50	**NSYTRACP44**
	-	-	-	-	-	-
	50	**NSYTRAPR42**	-	-	-	-
	-	-	-	-	-	-
	50	**NSYTRAL42**	50	**NSYTRAL42**	50	**NSYTRAL42**
	50	**NSYTRAL43**	50	**NSYTRAL43**	50	**NSYTRAL43**
	50	**NSYTRAL44**	50	**NSYTRAL44**	50	**NSYTRAL44**
	50	**NSYTRAL45**	50	**NSYTRAL45**	50	**NSYTRAL45**
	10	**NSYTRAL410**	10	**NSYTRAL410**	10	**NSYTRAL410**
	10	**NSYTRAL420**	10	**NSYTRAL420**	10	**NSYTRAL420**
	10	**NSYTRAATM1**	10	**NSYTRAATM1**	10	**NSYTRAATM1**
	10	**NSYTRAATP1**	10	**NSYTRAATP1**	10	**NSYTRAATP1**
	10	**NSYTRAFT**	10	**NSYTRAFT**	10	**NSYTRAFT**
	-	-	-	-	-	-
	100	**NSYTRASB4**	100	**NSYTRASB4**	100	**NSYTRASB4**
	20	**NSYSDR200BD**	20	**NSYSDR200BD**	20	**NSYSDR200BD**
	12		12		12	

Linergy TR
Push-in terminal blocks

Push-in terminal blocks - Double deck passthrough

PB502256



PB502260



		NSYTRP24D		NSYTRP24DPE	
Nominal c.s.a.		2.5 mm²		2.5 mm²	
	Type of block	Passthrough - Double deck		Protective earth - Double deck	
	Type of connection	2 pole - 1 x 1		1 pole - 2 x 2	
	Colour	Grey		Green/Yellow	
Max. electric values (Umax, Imax)		500 V, 24 A		-	
Dimensions (mm)					
	Length	78		78	
	Height	55		55	
	Width	5.2		5.2	
Cabling c.s.a. (mm²)		2.5		2.5	
	Flexible cable	0.14 - 2.5		0.14 - 2.5	
	Solid cable	0.14 - 4		0.14 - 4	
Nominal electric values					
	IEC/EN 60947-7-1	500 V, 22 A		-	
	UL	600 V, 20 A, 26 - 12 AWG		26 - 12 AWG	
	CSA	600 V, 20 A, 26 - 12 AWG		26 - 12 AWG	
	ATEX	-		-	
Certifications *(1)*		UL, CSA, VDE, GL, LR, DNV, GOST		UL, CSA, VDE, GL, LR, DNV, GOST	
Terminal blocks					
		Sold in lots of	**Unit reference**	**Sold in lots of**	**Unit reference**
	Grey	50	**NSYTRP24D**	50	**NSYTRP24DPE**
	Blue	50	**NSYTRP24DBL**	-	-
Accessories					
End stop for 35 mm DIN rail	Clip-on, 5.2 mm	50	**NSYTRAAB35**	50	**NSYTRAAB35**
	With screw, 9.5 mm	50	**NSYTRAABV35**	50	**NSYTRAABV35**
End plate, width 2.2 mm	Grey	50	**NSYTRACRE24**	50	**NSYTRACRE24**
	Blue	-	-	-	-
Plug-in bridge Red	2-pole	50	**NSYTRAL22**	50	**NSYTRAL22**
	3-pole	50	**NSYTRAL23**	50	**NSYTRAL23**
	4-pole	50	**NSYTRAL24**	50	**NSYTRAL24**
	5-pole	50	**NSYTRAL25**	50	**NSYTRAL25**
	10-pole	10	**NSYTRAL210**	10	**NSYTRAL210**
	20-pole	10	**NSYTRAL220**	10	**NSYTRAL220**
Vertical bridge	1-pole	50	**NSYTRALV24R**	-	-
Test plug	Metalic part, Ø 2.3 mm	10	**NSYTRAATM1**	10	**NSYTRAATM1**
	Insulating sleeve, red	10	**NSYTRAATP1**	10	**NSYTRAATP1**
Test adaptor	For plug-in bridge shaft	10	**NSYTRAFT**	10	**NSYTRAFT**
Marker tag holder	For ● AB35 end stop	100	**NSYTRASB4**	100	**NSYTRASB4**
DIN rail 35 x 7.2 mm	Perforated, 2 m long	20	**NSYSDR200BD**	20	**NSYSDR200BD**
Marking accessories		See page 80			
General data					
	Strip length (mm)	10		10	

(1) ATEX and IECEx certifications pending.

PB502360



The **NSYTRALV24R** vertical bridge offers the option of connecting both levels of the standard double deck **NSYTRP24D** terminal block.

Linergy TR
Push-in terminal blocks

Push-in terminal blocks - Disconnect







		NSYTRP22SC	NSYTRP23SC	NSYTRP24SC
Nominal c.s.a.		2.5 mm²	2.5 mm²	2.5 mm²
	Type of block	Disconnect (blade)	Disconnect (blade)	Disconnect (blade)
	Type of connection	1 pole - 1 x 1	1 pole - 1 x 2	1 pole - 2 x 2
	Colour	Grey	Grey	Grey
Max. electric values (Umax, Imax)		400 V, 20 A	400 V, 20 A	400 V, 20 A
Dimensions (mm)				
	Length	62	72	72
	Height	36.5	36.5	36.5
	Width	5.2	5.2	5.2
Cabling c.s.a. (mm²)		2.5	2.5	2.5
	Flexible cable	0.14 - 2.5	0.14 - 2.5	0.14 - 2.5
	Solid cable	0.14 - 4	0.14 - 4	0.14 - 4
Nominal electric values				
	IEC/EN 60947-7-1	400 V, 20 A	400 V, 20 A	400 V, 20 A
	UL	300 V, 20 A, 26 -12 AWG	300 V, 20 A, 26 -12 AWG	300 V, 20 A, 26 -12 AWG
	CSA	300 V, 20 A, 26 -12 AWG	300 V, 20 A, 26 -12 AWG	300 V, 20 A, 26 -12 AWG
	ATEX ⓔ	-	-	-
Certifications		UL, CSA, VDE, GL, LR, GOST	UL, CSA, VDE, GL, LR, GOST	UL, CSA, VDE, GL, LR, GOST
Terminal blocks				
		Sold in lots of / **Unit reference**	**Sold in lots of** / **Unit reference**	**Sold in lots of** / **Unit reference**
	Grey	50 / **NSYTRP22SC**	50 / **NSYTRP23SC**	50 / **NSYTRP24SC**
Accessories				
End stop for 35 mm DIN rail	Clip-on, 5.2 mm	50 / **NSYTRAAB35**	50 / **NSYTRAAB35**	50 / **NSYTRAAB35**
	With screw, 9.5 mm	50 / **NSYTRAABV35**	50 / **NSYTRAABV35**	50 / **NSYTRAABV35**
End plate, width 2.2 mm	Grey	50 / **NSYTRACPK22**	50 / **NSYTRACPK23**	50 / **NSYTRACPK24**
	Blue	- / -	- / -	- / -
Partition plate, width 2 mm	Grey	50 / **NSYTRAPR23**	50 / **NSYTRAPR24**	- / -
	Blue	- / -	- / -	- / -
Plug-in bridge Red	2-pole	50 / **NSYTRAL22**	50 / **NSYTRAL22**	50 / **NSYTRAL22**
	3-pole	50 / **NSYTRAL23**	50 / **NSYTRAL23**	50 / **NSYTRAL23**
	4-pole	50 / **NSYTRAL24**	50 / **NSYTRAL24**	50 / **NSYTRAL24**
	5-pole	50 / **NSYTRAL25**	50 / **NSYTRAL25**	50 / **NSYTRAL25**
	10-pole	10 / **NSYTRAL210**	10 / **NSYTRAL210**	10 / **NSYTRAL210**
	20-pole	10 / **NSYTRAL220**	10 / **NSYTRAL220**	10 / **NSYTRAL220**
Test plug	Metalic part, Ø 2.3 mm	10 / **NSYTRAATM1**	10 / **NSYTRAATM1**	10 / **NSYTRAATM1**
	Insulating sleeve, red	10 / **NSYTRAATP1**	10 / **NSYTRAATP1**	10 / **NSYTRAATP1**
Test adaptor	For plug-in bridge shaft	10 / **NSYTRAFT**	10 / **NSYTRAFT**	10 / **NSYTRAFT**
Marker tag holder	For ●AB35 end stop	100 / **NSYTRASB4**	100 / **NSYTRASB4**	100 / **NSYTRASB4**
DIN rail 35 x 7.2 mm	Perforated, 2 m long	20 / **NSYSDR200BD**	20 / **NSYSDR200BD**	20 / **NSYSDR200BD**
Marking accessories		See page 80		
General data				
	Strip length (mm)	10	10	10
Removable carrier	for fuse 5 x 20 mm	-	-	-
	for fuse 5 x 20 mm 110 V	-	-	-
	for fuse 5 x 20 mm 12 V	-	-	-
	for component	-	-	-
	with 1N4007 diode	-	-	-

Linergy TR
Push-in terminal blocks

PB502258



PB502302



	NSYTRP22TB	NSYTRP42TB
	2.5 mm²	4 mm²
	Disconnect (for carrier)	Disconnect (for carrier)
	1 pole - 1 x 1	1 pole - 1 x 1
	Grey	Grey
	400 V, 20 A	400 V, 20 A
	62	56
	36.5	36.5
	5.2	6.2
	2.5	4
	0.14 - 2.5	0.2 - 4
	0.14 - 4	0.2 - 6
	400 V, 20 A	400 V, 20 A
	300 V, 20 A, 26 -12 AWG	300 V, 20 A, 24 -12 AWG
	300 V, 20 A, 26 -12 AWG	300 V, 20 A, 24 -12 AWG
	-	-
	UL, CSA, VDE, GL, LR, GOST	UL, CSA, VDE, GL, GOST

	Sold in lots of	Unit reference	Sold in lots of	Unit reference
	50	**NSYTRP22TB**	50	**NSYTRP42TB**
	50	**NSYTRAAB35**	50	**NSYTRAAB35**
	50	**NSYTRAABV35**	50	**NSYTRAABV35**
	50	**NSYTRACPK22**	50	**NSYTRACR42**
	-	-	-	-
	-	-	50	**NSYTRAPR24**
	-	-	-	-
	50	**NSYTRAL22**	50	**NSYTRAL42**
	50	**NSYTRAL23**	50	**NSYTRAL43**
	50	**NSYTRAL24**	50	**NSYTRAL44**
	50	**NSYTRAL25**	50	**NSYTRAL45**
	10	**NSYTRAL210**	10	**NSYTRAL410**
	10	**NSYTRAL220**	10	**NSYTRAL420**
	10	**NSYTRAATM1**	10	**NSYTRAATM1**
	10	**NSYTRAATP1**	10	**NSYTRAATP1**
	10	**NSYTRAFT**	10	**NSYTRAFT**
	100	**NSYTRASB4**	100	**NSYTRASB4**
	20	**NSYSDR200BD**	20	**NSYSDR200BD**
	10		12	
	10	**NSYTRASF520**	10	**NSYTRASF520**
	10	**NSYTRASF520M**	10	**NSYTRASF520M**
	10	**NSYTRASF520B**	10	**NSYTRASF520B**
	10	**NSYTRASV1**	10	**NSYTRASV1**
	10	**NSYTRASV2**	10	**NSYTRASV2**

Hybrid terminal blocks
Contents



Passthrough **76**

Linergy TR
Hybrid terminal blocks

Hybrid terminal blocks - Passthrough





		NSYTRH12		NSYTRH13	
Nominal c.s.a.		1.5 mm²		1.5 mm²	
	Type of block	Passthrough		Passthrough	
	Type of connection	1 pole - 1 x 1		1 pole - 1 x 2 (1 screw x 2 IDC)	
	Colour	Grey		Grey	
Max. electric values (Umax, Imax)		800 V, 17 A		800 V, 17 A	
Dimensions (mm)					
	Length	58.8		76.4	
	Height	42.8		42.8	
	Width	5.2		5.2	
Cabling c.s.a. (mm²)	IDC connection	1.5		1.5	
	Flexible cable	0.5 - 1.5		0.5 - 1.5	
Cabling c.s.a. (mm²)	Screw connection	1.5		1.5	
	Flexible cable	0.14 - 2.5		0.14 - 2.5	
	Solid cable	0.14 - 4		0.14 - 4	
Nominal electric values					
	IEC/EN 60947-7-1	800 V, 17 A		800 V, 17 A	
	UL	600 V, 10 A, 24 - 16 AWG		600 V, 10 A, 24 - 16 AWG	
	CSA	600 V, 10 A, 24 - 16 AWG		600 V, 10 A, 24 - 16 AWG	
	ATEX	550 V, 16.5 A		550 V, 16.5 A	
Certifications		UL, CSA, ATEX, IECEx, GOST		UL, CSA, ATEX, IECEx, GOST	
Terminal blocks					
		Sold in lots of	**Unit reference**	**Sold in lots of**	**Unit reference**
	Grey	50	**NSYTRH12**	50	**NSYTRH13**
Accessories					
End stop for 35 mm DIN rail	Clip-on, 5.2 mm	50	**NSYTRAAB35**	50	**NSYTRAAB35**
	With screw, 9.5 mm	50	**NSYTRAABV35**	50	**NSYTRAABV35**
End plate, width 2.2 mm	Grey	50	**NSYTRACH12**	50	**NSYTRACH13**
	Blue	-	-	-	-
Partition plate, width 2 mm	Grey	50	**NSYTRAPD12**	50	**NSYTRAPD13**
	Blue	-	-	-	-
Plug-in bridge Red	2-pole	50	**NSYTRAL22**	50	**NSYTRAL22**
	3-pole	50	**NSYTRAL23**	50	**NSYTRAL23**
	4-pole	50	**NSYTRAL24**	50	**NSYTRAL24**
	5-pole	50	**NSYTRAL25**	50	**NSYTRAL25**
	10-pole	10	**NSYTRAL210**	10	**NSYTRAL210**
	20-pole	10	**NSYTRAL220**	10	**NSYTRAL220**
Test plug	Metalic part, Ø 2.3 mm	10	**NSYTRAATM1**	10	**NSYTRAATM1**
	Insulating sleeve, red	10	**NSYTRAATP1**	10	**NSYTRAATP1**
Test adaptor	For plug-in bridge shaft	10	**NSYTRAFT**	10	**NSYTRAFT**
Marker tag holder	For ●AB35 end stop	100	**NSYTRASB4**	100	**NSYTRASB4**
DIN rail 35 x 7.2 mm	Perforated, 2 m long	20	**NSYSDR200BD**	20	**NSYSDR200BD**
Marking accessories		See page 80			
General data					
	Strip length (mm)	9		9	
	Screw thread	M3		M3	
	Torque (Nm)	0.5 - 0.6		0.6 - 0.8	

Linergy TR
Hybrid terminal blocks

PB502119



PB502120



	NSYTRH22	NSYTRH12PE
	2.5 mm²	1.5 mm²
	Passthrough	Protective earth
	1 pole - 1 x 1	1 pole - 1 x 1
	Grey	Green/Yellow
	800 V, 24 A	-
	62.6	58.8
	42.8	42.8
	6.2	5.2
	2.5	1.5
	0.5 - 2.5	0.5 - 1.5
	2.5	1.5
	0.14 - 4	0.14 - 2.5
	0.14 - 6	0.14 - 4
	800 V, 24 A	-
	600 V, 15 A, 20 - 14 AWG	24 - 16 AWG
	600 V, 15 A, 20 - 14 AWG	24 - 16 AWG
	550 V, 22 A	-
	UL, CSA, ATEX, IECEx, GOST	UL, CSA, ATEX, IECEx, GOST

	Sold in lots of	Unit reference	Sold in lots of	Unit reference
	50	**NSYTRH22**	50	**NSYTRH12PE**
	50	**NSYTRAAB35**	50	**NSYTRAAB35**
	50	**NSYTRAABV35**	50	**NSYTRAABV35**
	50	**NSYTRACH22**	50	**NSYTRACH12**
	-	-	-	-
	-	-	50	**NSYTRAPD12**
	-	-	-	-
	50	**NSYTRAL42**	50	**NSYTRAL22**
	50	**NSYTRAL43**	50	**NSYTRAL23**
	50	**NSYTRAL44**	50	**NSYTRAL24**
	50	**NSYTRAL45**	50	**NSYTRAL25**
	10	**NSYTRAL410**	10	**NSYTRAL210**
	10	**NSYTRAL420**	10	**NSYTRAL220**
	10	**NSYTRAATM1**	10	**NSYTRAATM1**
	10	**NSYTRAATP1**	10	**NSYTRAATP1**
	10	**NSYTRAFT**	10	**NSYTRAFT**
	100	**NSYTRASB4**	100	**NSYTRASB4**
	20	**NSYSDR200BD**	20	**NSYSDR200BD**
	10		14	
	M4		M5	
	1.5 - 1.8		2.5 - 3	

Accessories
Contents



Marking accessories 80

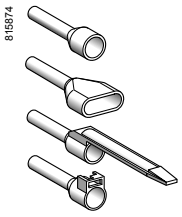

Mounting and cabling accessories 84

Linergy TR
Marking accessories

Marking accessories


PB502336


PB502338


PB502339

Clip-in marker strips		NSYTRAB5●	NSYTRAB6●	NSYTRAB8●
Description		10 consecutive figures or numbers, printed horizontally	10 consecutive figures or numbers, printed horizontally	10 consecutive figures or numbers, printed horizontally
	Material	Polyamide (PA 6.6, silicone and halogen free)	Polyamide (PA 6.6, silicone and halogen free)	Polyamide (PA 6.6, silicone and halogen free)
	Colour	Black markings on white background	Black markings on white background	Black markings on white background
	Inflammability class acc. to UL 94	V2	V2	V2
	Temperature range (°C)	-40 … +100	-40 … +100	-40 … +100
Compatibility		For 2.5 mm² TBs: **NSY TRV** / **TRR** / **TRP** / **TRH**	For 4 mm² TBs: **NSY TRV** / **TRR** / **TRP** / **TRH**	For 6 mm² TBs: **NSY TRV** / **TRR** / **TRP** / **TRH**
	For terminal block width	5.2 mm	6.2 mm	8.2 mm
	Mounting position	Lateral sides for **NSYTRV** terminal blocks Central shaft for **NSYTRR** / **NSYTRP** / **NSYTRH** terminal blocks	Lateral sides for **NSYTRV** terminal blocks Central shaft for **NSYTRR** / **NSYTRP** / **NSYTRH** terminal blocks	Lateral sides for **NSYTRV** terminal blocks Central shaft for **NSYTRR** / **NSYTRP** / **NSYTRH** terminal blocks
Marking strips				
Printed characters		**Sold in lots of**	**Unit reference**	**Sold in lots of**	**Unit reference**	**Sold in lots of**	**Unit reference**
	1 …. 10	10	**NSYTRAB510**	10	**NSYTRAB610**	10	**NSYTRAB810**
	11 …. 20	10	**NSYTRAB520**	10	**NSYTRAB620**	10	**NSYTRAB820**
	21 …. 30	10	**NSYTRAB530**	10	**NSYTRAB630**	10	**NSYTRAB830**
	31 …. 40	10	**NSYTRAB540**	10	**NSYTRAB640**	10	**NSYTRAB840**
	41 …. 50	10	**NSYTRAB550**	10	**NSYTRAB650**	10	**NSYTRAB850**
	51 …. 60	10	**NSYTRAB560**	10	**NSYTRAB660**	10	**NSYTRAB860**
	61 …. 70	10	**NSYTRAB570**	10	**NSYTRAB670**	10	**NSYTRAB870**
	71 …. 80	10	**NSYTRAB580**	10	**NSYTRAB680**	10	**NSYTRAB880**
	81 …. 90	10	**NSYTRAB590**	10	**NSYTRAB690**	10	**NSYTRAB890**
	91 …. 100	10	**NSYTRAB5100**	10	**NSYTRAB6100**	10	**NSYTRAB8100**
	1 …. 100 (1 - 10; 11 -20; … 91 - 100)	100	**NSYTRAB51100**	100	**NSYTRAB61100**	-	-
	L1, L2, L3, N, PE	10	**NSYTRAB5L1N**	10	**NSYTRAB6L1N**	-	-

Marking cards


PB502343


PB502344


PB502345

Blank marking cards		**Sold in lots of**	**Unit reference**	**Sold in lots of**	**Unit reference**	**Sold in lots of**	**Unit reference**
	72 characters (6 strips)	10	**NSYTRABPV5**	-	-	-	-
	60 characters (6 strips)	-	-	10	**NSYTRABPV6**	-	-
	42 characters (6 strips)	-	-	-	-	10	**NSYTRABPV8**
Marking cards for AB1 terminals *(2)* and Multi9 Acti9 range							
	Blank (60 characters max.)	-	-	10	**NSYTRAXPV6**	-	-
	1 …. 10 (6 strips)	-	-	10	**NSYTRAXP610**	-	-
	11 …. 20 (6 strips)	-	-	10	**NSYTRAXP620**	-	-
	21 …. 30 (6 strips)	-	-	10	**NSYTRAXP630**	-	-
	31 …. 40 (6 strips)	-	-	10	**NSYTRAXP640**	-	-
	41 …. 50 (6 strips)	-	-	10	**NSYTRAXP650**	-	-
	L1, L2, L3 (60 characters max.)	-	-	10	**NSYTRAX6L1L3**	-	-
Accessories							
	Plotter adapter for marking cards	1	**NSYTRABMP1**	1	**NSYTRABMP1**	1	**NSYTRABMP1**

(1) For 16mm² terminal blocks or bigger, the strip must be broken and use the individual marking characters.
(2) Only for AB1 terminal blocks 4mm²; and for Multi9 Acti9 range.

Linergy TR
Marking accessories

PB502340



PB502350



	NSYTRAB10●	NSYTRABF5●	NSYTRABF6●
	10 consecutive figures or numbers, printed horizontally	10 consecutive figures or numbers, printed horizontally	10 consecutive figures or numbers, printed horizontally
	Polyamide (PA 6.6, silicone and halogen free)	Polyamide (PA 6.6, silicone and halogen free)	Polyamide (PA 6.6, silicone and halogen free)
	Black markings on white background	Black markings on white background	Black markings on white background
	V2	V2	V2
	-40 … +100	-40 … +100	-40 … +100
	For > = 10 mm² TBs: **NSY TRV** / **TRR** / **TRP** / **TRH**	For 2.5 mm² TBs: **NSY TRV** / **TRR** / **TRP** / **TRH**	For 4 mm² TBs: **NSY TRV** / **TRR** / **TRP** / **TRH**
	≥ 10.2 mm *(1)*	5.2 mm	6.2 mm
	Lateral sides for **NSYTRV** terminal blocks Central shaft for **NSYTRR** / **NSYTRP** / **NSYTRH** terminal blocks	Central shaft for **NSYTRR** / **NSYTRP** / **NSYTRH** terminal blocks Lateral sides for **NSYTRV** terminal blocks	Central shaft for **NSYTRR** / **NSYTRP** / **NSYTRH** terminal blocks Lateral sides for **NSYTRV** terminal blocks
	Sold in lots of	**Unit reference**	**Sold in lots of**	**Unit reference**	**Sold in lots of**	**Unit reference**
	10	**NSYTRAB1010**	10	**NSYTRABF510**	10	**NSYTRABF610**
	10	**NSYTRAB1020**	10	**NSYTRABF520**	10	**NSYTRABF620**
	10	**NSYTRAB1030**	10	**NSYTRABF530**	10	**NSYTRABF630**
	10	**NSYTRAB1040**	10	**NSYTRABF540**	10	**NSYTRABF640**
	10	**NSYTRAB1050**	10	**NSYTRABF550**	10	**NSYTRABF650**
	10	**NSYTRAB1060**	-	-	-	-
	10	**NSYTRAB1070**	-	-	-	-
	10	**NSYTRAB1080**	-	-	-	-
	10	**NSYTRAB1090**	-	-	-	-
	10	**NSYTRAB10100**	-	-	-	-
	-	-	-	-	-	-
	-	-	-	-	-	-

PB502341



PB502342



	Sold in lots of	**Unit reference**	**Sold in lots of**	**Unit reference**	**Sold in lots of**	**Unit reference**
	-	-	-	-	-	-
	-	-	10	**NSYTRABFPV5**	10	**NSYTRABFPV6**
	-	-	-	-	-	-
	-	-	-	-	-	-
	-	-	-	-	-	-
	-	-	-	-	-	-
	-	-	-	-	-	-
	-	-	-	-	-	-
	-	-	-	-	-	-
	-	-	1	**NSYTRABMP2**	1	**NSYTRABMP2**

Linergy TR
Marking accessories

Marking accessories

PB502201



		NSYTRABCV●	
		Marking collars for cables	
Description		Open marker carrier, 15 mm wide, for clipping into wire	
	Material	PVC (Siliconefree)	
	Colour	White marker with transparent sleeve	
	Inflammability class according to UL 94	V0	
	Temperature range [°C]	-50 … +80	
Compatibility		For conductor diameter 2 mm up to 8 mm	
	Mounting position	Clip-on to the cable	
	Marking elements	With any of the **NSYTRABCP●** marking elements	
Marking collars and inserts			
Marking collars		**Sold in lots of**	**Unit reference**
for conductor diameter	2 to 3.5 mm	500	**NSYTRABCV23**
	3 to 5 mm	500	**NSYTRABCV35**
	5 to 8 mm	500	**NSYTRABCV58**
Marking inserts, A4 format, perforated			
Colour	White	-	-
	Yellow	-	-
	Red	-	-
	Blue	-	-
Marking card with 50 inserts			
Colour	White	-	-

Marking accessories

PB502351



		NSYTRAPLOT	
		Plotter	
		■ A flexible plotter that helps you label marking elements quickly and easily. ■ Rugged construction in stylish aluminium ■ Easy to change fixtures to suit a variety of marking elements ■ Auto calibration no adjustment necessary ■ Including **NSYTRA BMP1** / **BMP2** adaptor plates, 0.25 & 0.35 mm black pens, Spacial.print software, power supply, connecting cables, user manual	
Printing area		A4	
Input voltage/ frequency		100 - 240 V AC, 50/60 Hz	
Interface		USB 2.0	
Operating system		MS Windows XP/Vista/7	
Compatibility		For all **NSYTR** blank marking cards	
Marking collars and inserts			
Marking plotter		**Sold in lots of**	**Unit reference**
Colour	Grey	1	**NSYTRAPLOT**
Accessories			
		Sold in lots of	**Unit reference**
Adaptor plates	For **NSYTRABPV●** ; **NSYTRAXPV*** and **NSYTRABCP5** marking cards	1	**NSYTRABMP1**
	For **NSYTRAFBPV●** marking cards	1	**NSYTRABMP2**
	For **ZBY●** marking elements[1]	1	**NSYTRABMP3**
Pen, disposable	0.25 mm line, black	1	**NSYTRAPEN2**
	0.35 mm line, black	1	**NSYTRAPEN3**

*(1) Can print **ZBY0102**; **ZBY0501** and **ZBY0502** marking elements and all marking sheets: **NSYTRABC●** ; **ZBY4100; ZBY001**; **ZBY5100** and **ZBY1101**.*

Linergy TR
Marking accessories

PB502352



PB502201



	NSYTRABC●	NSYTRABCP5
	Marking inserts for collars	**Marking card for collars**
	360 inserts for marking collars, A4 format, perforated 15 x 4 mm inserts	Marking card with 50 inserts for marking collars 15 x 4 mm inserts
	Polyester (Silicone and halogen free)	Polycarbonate
	White, yellow, red or blue	White
	V0	V0
	40 … +100	-40 … +120
	For all **NSYTRABCV●** marking collars	For all **NSYTRABCV●** marking collars
	Slides inside the collar sleeve	Slides inside the collar sleeve
	Can be printed with any office printer, plotter or pen	Can be printed with plotter or pen
	Sold in lots of / **Unit reference**	**Sold in lots of** / **Unit reference**
	- / -	- / -
	- / -	- / -
	- / -	- / -
	10 / **NSYTRABCP1**	- / -
	10 / **NSYTRABCP2**	- / -
	10 / **NSYTRABCP3**	- / -
	10 / **NSYTRABCP4**	- / -
	- / -	10 / NSYTRABCP5

Available June 2013

Linergy TR
Mounting and cabling accessories

Presentation

The cable end consists of a tinned copper tube, at the end of which is a moulded, insulating bezel.
The copper tube encases the strands of the flexible conductor and makes it easier to insert it into terminals.
The plastic bezel insulates the conductor from adjacent connections.
In addition, certain models allow marking of the conductors.

General characteristics

Copper tube tinned by electrolysis according to ISO 1337.
Halogen-free plastic insulating bezel.
Temperature withstand - 20 °C to 105 °C.
Conforming to standards NFC 63-023 or DIN 46228.
UL and cCSAus certifications for certain products.

Presentation of the range

4 types

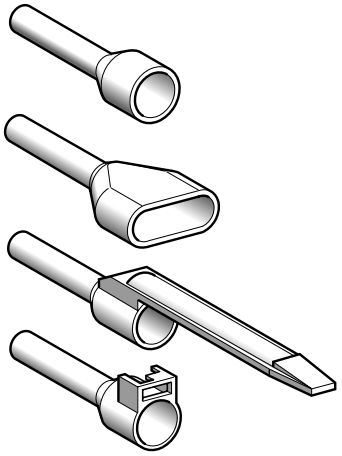

- Single conductor cable ends with insulating bezel
- Twin conductor cable ends with insulating bezel
- Single conductor cable ends with “markable” insulating bezel
- Single conductor cable ends with insulating bezel for fitting clip-on marker tags

3 lengths

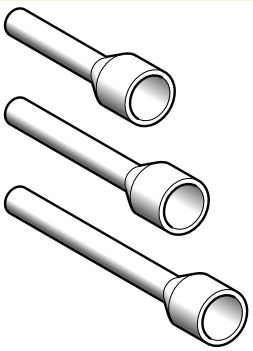

- Short: 11 mm,
for printed circuit board type mini-connector
- Medium: 13 mm,
for industrial applications, connector or screw clamp
- Long: 16.8 mm,
for plug-in and spring terminal block applications

4 types of packaging

- Dispenser pack: c.s.a. ≥ 2.5 mm^2
- String of 10 detachable bags: c.s.a. ≤ 4 mm^2
- Individual bag: c.s.a. ≥ 6 mm^2
- Bag containing 10 strips of 50 cable ends

2 standards

- Products conforming to standard NF C 63-023
- Products conforming to standard DIN 46228 Part 4

Linergy TR
Mounting and cabling accessories

A



B

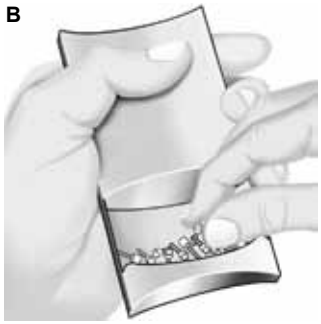

C



4 types of packaging

3 types of bulk pack

- **Strings of 10 detachable bags** c.s.a. 0.25 mm² to 4 mm² inclusive.
- **Individual bags containing 20 or 100 products** c.s.a. 6 mm² to 50 mm².
- **Dispenser containing 200, 100 or 50 products**
  - c.s.a. 0.5 to 2.5 mm² (single conductor cable ends),
  - c.s.a. 2 x 0.7 to 2 x 2.5 mm² (twin conductors cable ends).

The dispensers are supplied in packs. Each pack contains 5 dispensers.

This type of packaging for cable ends improves working conditions through more rational use:
- it facilitates storage by avoiding mixing up cable ends of different cross sectional areas,
- it immediately identifies the c.s.a. of the cable ends it contains because it is the same colour as these cable ends,
- it is designed for controlled dispensing **A** and automatic storage **C**,
- the cable ends can be easily picked up from the dish-shaped receptacle **B**.

By simply pressing the sides, the dispenser releases the required quantity of cable ends into the receptacle, where they can be picked up, as required.
Releasing the pressure on the sides stops the flow of cable ends.

The colour of the dispenser pack corresponds to the colour coding of the Schneider Electric cable ends.
The cable end c.s.a. can therefore be selected visually and instantly.

Strips of 50 cable ends, packed in bags of 10 strips

- C.s.a. from 0.5 to 2.5 mm².
- Allows automatic feeding and crimping of cable ends, using crimping tool **AT1TRIF01**.

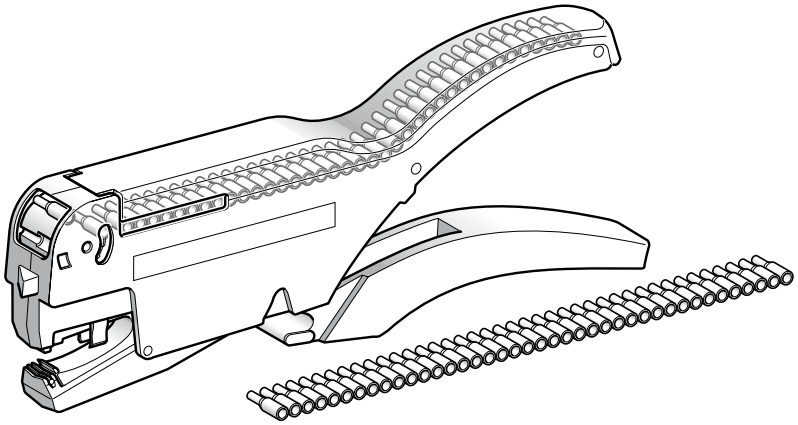

Linergy TR
Mounting and cabling accessories

Product type	Insulated cable ends					
			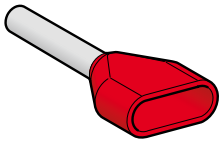		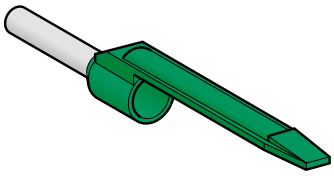	
Type	Single conductor cable ends		Twin conductor cable ends		Single conductor markable cable ends	
Conforming to standard	NF C 63-023	DIN 46228	NF C 63-023	DIN 46228	NF C 63-023	DIN 46228
Length of cable end	Short-medium-long		Medium		Medium	
Conductor c.s.a. (mm^2)	0.25 to 6	0.5 to 6	2 x 0.75 to 2 x 2.5		0.25 to 2.5	0.5 to 2.5
Packaging	Individual bag (6 mm^2) Strip of tear-off bags Dispenser pack (0.5 to 2.5 mm^2)		Dispenser pack		Strip of tear-off bags	
Type of clip-on marker	-					
Tools available	-					
References	**DZ5CE/AZ5CE**		**AZ5DE**		**DZ5CA**	
See page	88	90	88	90	89	91

Linergy TR
Mounting and cabling accessories

	Marking accessories for insulated cable ends			Tools	
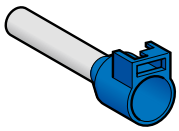	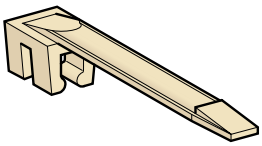			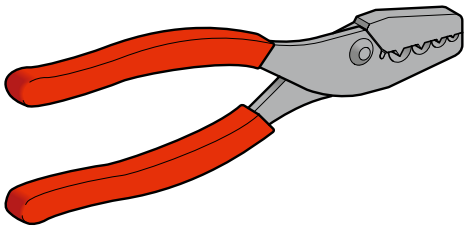	
	Single conductor cable ends with facility for clip-in marker tag holder		Clip-on marker holder	Clip-in marker tag holder	Clip-on markers	For fitting clip-on markers	For cabling
	NF C63-023	DIN 46228	-				
	Medium-long		-				
	4 to 50		-				
	Strip of tear-off bags (4 mm²) Individual bag		-				
	-				Letter Number Colour	-	
	-					Marker holder Tool for quick positioning of markers	Automatic wire stripping tool Automatic wire cutting/stripping tool Cable end crimping tools Wire cutters
	DZ5CA		**AR1SC0**		**AR1M**	**AT1P**	**AT1/AT2**
	89	91	91		91	91	92/93

Linergy TR
Mounting and cabling accessories
Conforming to standard NF C 63-023

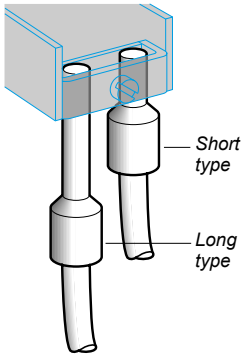

DZ5CE

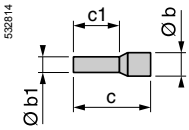

DZ5CE/AZ5CE

Single conductor cable ends (Packed in individual bags or "strings" of bags)

Conductor c.s.a.		Colour	Type	Dimensions				Sold in lots of	Unit reference	Weight per lot
				Ø b	Ø b1	c	c1			
mm²	AWG			mm	mm	mm	mm			kg
0.25	26	Yellow	Short	2.2	1.2	11	6.2	10 x 100	**DZ5CE002L6**	0.055
			Medium	2.2	1.2	13	8.2	10 x 100	**DZ5CE002**	0.060
0.34	24	Green	Short	2.2	1.2	11	6.2	10 x 100	**DZ5CE003L6**	0.055
			Medium	2.2	1.2	13	8.2	10 x 100	**DZ5CE003**	0.060
0.5	22	White	Short	3	1.4	11	6.2	10 x 100	**DZ5CE005L6** *(1)*	0.085
			Medium	3	1.4	13	8.2	10 x 100	**DZ5CE005** *(1)*	0.090
			Long	3	1.4	16.8	12	10 x 100	**DZ5CE005L12**	0.095
0.75	20	Blue	Short	3.1	1.6	11	6.2	10 x 100	**DZ5CE007L6** *(1)*	0.095
			Medium	3.1	1.6	13	8.2	10 x 100	**DZ5CE007** *(1)*	0.100
1	18	Red	Short	3.4	1.8	11.5	6.2	10 x 100	**DZ5CE010L6** *(1)*	0.095
			Medium	3.4	1.8	13.5	8.2	10 x 100	**DZ5CE010** *(1)*	0.100
			Long	3.4	1.8	16.8	12	10 x 100	**DZ5CE010L12**	0.150
1.5	16	Black	Short	4	2.1	11.5	6.2	10 x 100	**DZ5CE015L6** *(1)*	0.110
			Medium	4	2.1	13.5	8.2	10 x 100	**DZ5CE015** *(1)*	0.120
			Long	4	2.1	22.8	17.7	10 x 100	**DZ5CE0153** *(1)*	0.215
2	14	Yellow	Medium	4.2	2.35	14.5	8.2	10 x 100	**DZ5CE020**	0.135
2.5	14	Grey	Medium	4.6	2.7	14.5	8.2	10 x 100	**DZ5CE025** *(1)*	0.150
			Long	4.6	2.7	24	17.7	10 x 100	**DZ5CE0253** *(1)*	0.254
4	12	Orange	Medium	5.5	3.3	17.3	9.8	10 x 100	**DZ5CE042** *(1)*	0.300
			Long	5.5	3.3	25.5	17.5	10 x 100	**DZ5CE043** *(1)*	0.455
6	10	Green	Medium	7	3.95	20	11.5	1 x 100	**DZ5CE062**	0.045
			Long	7	3.95	26	17.5	1 x 100	**DZ5CE063**	0.065
Single conductor cable ends (In dispenser pack)										
0.5	22	White	Medium	3	1.4	13	8.2	5 x 200	**AZ5CE005** *(1)*	0.140
0.75	20	Blue	Medium	3.1	1.6	13	8.2	5 x 200	**AZ5CE007** *(1)*	0.150
1	18	Red	Medium	3.4	1.8	13.5	8.2	5 x 200	**AZ5CE010** *(1)*	0.165
1.5	16	Black	Medium	4	2.1	13.5	8.2	5 x 200	**AZ5CE015** *(1)*	0.180
2.5	14	Grey	Medium	4.6	2.7	14.5	8.2	5 x 100	**AZ5CE025** *(1)*	0.160
Single conductor cable ends (Strips of 50, packed in bag)										
0.5	22	White	Medium	3.1	1.3	14	8	10 x 50	**DZ5CEB005**	0.380
0.75	20	Blue	Medium	3.3	1.5	14	8	10 x 50	**DZ5CEB007**	0.470
1	18	Red	Medium	3.5	1.7	14	8	10 x 50	**DZ5CEB010**	0.500
1.5	16	Black	Medium	4	2	14	8	10 x 50	**DZ5CEB015**	0.570
2.5	14	Grey	Medium	4.7	2.5	14	8	10 x 50	**DZ5CEB025**	0.720

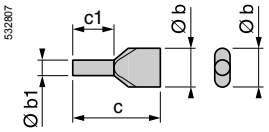

AZ5DE

Twin conductor cable ends (In dispenser pack)

Conductor c.s.a.		Colour	Type	Dimensions				Sold in lots of	Unit reference	Weight per lot
				Ø b	Ø b1	c	c1			
mm²	AWG			mm	mm	mm	mm			kg
2 x 0.75	20	Blue	Medium	2.8 x 5	2	15	8	5 x 100	**AZ5DE007** *(2)*	0.130
2 x 1	18	Red	Medium	3.4 x 5.4	2.25	15	8	5 x 100	**AZ5DE010** *(2)*	0.140
2 x 1.5	16	Black	Medium	3.6 x 6.6	2.5	15	8	5 x 100	**AZ5DE015** *(2)*	0.155
2 x 2.5	14	Grey	Medium	4.2 x 7.8	3.2	18.5	10	5 x 50	**AZ5DE025** *(2)*	0.145

(1) UL certified products.
(2) cCSAus certified products.

Linergy TR
Mounting and cabling accessories
Conforming to standard NF C 63-023

532815

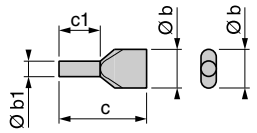

AZ5DE

Twin conductor cable ends (Economy packaging, in 1 plastic bag)

Conductor c.s.a.		Colour	Type	Dimensions				Sold in lots of	Unit reference	Weight per lot
				Ø b	Ø b1	c	c1			
mm²	AWG			mm	mm	mm	mm			kg
2 x 0.5	22	White	Medium	2.5 x 4.7	1.7	18.5	8	1 x 1000	**AZ5DE005** *(2)*	0.110
2 x 0.75	20	Blue	Medium	2.8 x 5	1.8	15	8	1 x 1000	**AZ5DE0071** *(2)*	0.120
2 x 1	18	Red	Medium	3.4 x 5.4	2.05	15	8	1 x 1000	**AZ5DE0101** *(2)*	0.130
2 x 1.5	16	Black	Medium	3.6 x 6.6	2.3	15	8	1 x 1000	**AZ5DE0151** *(2)*	0.145
2 x 2.5	14	Grey	Medium	4.2 x 7.8	2.9	18.5	10	1 x 500	**AZ5DE0255** *(2)*	0.090

532816

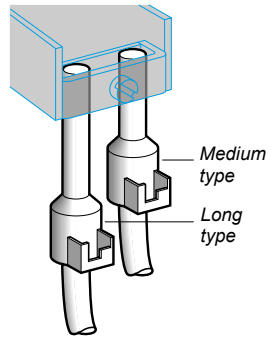

DZ5CA0●●

Single conductor markable cable ends (Packed in "strings" of bags)

Conductor c.s.a.		Colour	Type	Dimensions				Sold in lots of	Unit reference	Weight per lot
				Ø b	Ø b1	c	c1			
mm²	AWG			mm	mm	mm	mm			kg
0.25	26	Yellow	Medium	2.2	1.2	13	–	10 x 100	**DZ5CA002**	0.140
0.34	24	Green	Medium	2.2	1.2	13	–	10 x 100	**DZ5CA003**	0.140
0.5	22	White	Medium	3	1.4	13	–	10 x 100	**DZ5CA005** *(1)*	0.160
0.75	20	Blue	Medium	3.1	1.6	13	–	10 x 100	**DZ5CA007** *(1)*	0.160
1	18	Red	Medium	3.4	1.8	13.5	–	10 x 100	**DZ5CA010** *(1)*	0.160
1.5	16	Black	Medium	4	2.1	13.5	–	10 x 100	**DZ5CA015** *(1)*	0.180
2.5	14	Grey	Medium	4.6	2.7	14.5	–	10 x 100	**DZ5CA025** *(1)*	0.250

532827

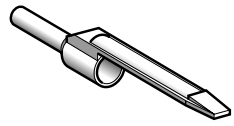

DZ5CA●●●

532828

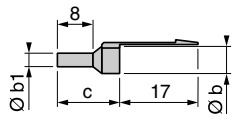

DZ5CA●●●

Single conductor cable ends with facility for clip-in marker tag holder

Conductor c.s.a.		Colour	Type	Dimensions				Sold in lots of	Unit reference	Weight per lot
				Ø b	Ø b1	c	c1			
mm²	AWG			mm	mm	mm	mm			kg
4	12	Orange	Medium	5.5	3.3	19.5	11.5	10 x 100	**DZ5CA042** *(1)*	0.300
			Long	5.5	3.3	25.5	17.5	10 x 100	**DZ5CA043** *(1)*	0.460
6	10	Green	Medium	7	3.95	20	11.5	1 x 100	**DZ5CA062**	0.045
			Long	7	3.95	26	17.5	1 x 100	**DZ5CA063**	0.065
10	8	Brown	Medium	8.4	4.95	21.5	12	1 x 100	**DZ5CA102**	0.057
			Long	8.4	4.95	27	17.5	1 x 100	**DZ5CA103**	0.085
16	6	White	Medium	8.8	6.35	23.5	12	1 x 100	**DZ5CA162**	0.078
			Long	8.8	6.35	29	17.5	1 x 100	**DZ5CA163**	0.100
25	4	Black	Medium	12	8.15	30	17.5	1 x 100	**DZ5CA253**	0.156
35	2	Red	Medium	13.5	9	30	16	1 x 20	**DZ5CA352**	0.054
			Long	13.5	9	39	25	1 x 20	**DZ5CA353**	0.060
50	0	Blue	Medium	15.7	11	36	20	1 x 20	**DZ5CA502**	0.060
			Long	15.7	11	41	25	1 x 20	**DZ5CA503**	0.074

(1) UL certified products.
(2) cCSAus certified products.

Linergy TR
Mounting and cabling accessories
Conforming to standard NF C 63-023

532818

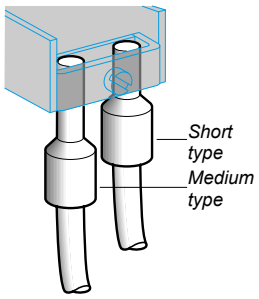

DZ5CE

532818

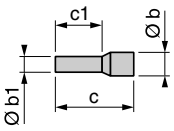

DZ5CE

532818

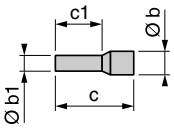

AZ5CE

532819

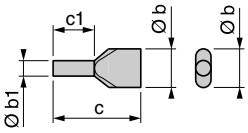

AZ5DE

Single conductor cable ends (Packed in individual bags or "strings" of bags)

Conductor c.s.a. mm²	AWG	Colour	Type	Dimensions Ø b mm	Ø b1 mm	c mm	c1 mm	Sold in lots of	Unit reference	Weight per lot kg
0.5	22	White	Short	3	1.4	11	6.2	10 x 100	**DZ5CE005L6D** *(1)*	0.085
			Medium	3	1.4	13	8.2	10 x 100	**DZ5CE005D** *(1)*	0.090
			Long	3	1.4	16.8	12	10 x 100	**DZ5CE005L12D**	0.095
0.75	20	Grey	Short	3.1	1.6	11	6.2	10 x 100	**DZ5CE007L6D** *(1)*	0.095
			Medium	3.1	1.6	13	8.2	10 x 100	**DZ5CE007D** *(1)*	0.100
1	18	Red	Short	3.4	1.8	11.5	6.2	10 x 100	**DZ5CE010L6D** *(1)*	0.095
			Medium	3.4	1.8	13.5	8.2	10 x 100	**DZ5CE010D** *(1)*	0.100
			Long	3.4	1.8	16.8	12	10 x 100	**DZ5CE010L12D**	0.150
1.5	16	Black	Short	4	2.1	11.5	6.2	10 x 100	**DZ5CE015L6D** *(1)*	0.110
			Medium	4	2.1	13.5	8.2	10 x 100	**DZ5CE015D** *(1)*	0.120
			Long	4	2.1	22.8	17.7	10 x 100	**DZ5CE0153D** *(1)*	0.215
2.5	14	Blue	Medium	4.6	2.7	14.5	8.2	10 x 100	**DZ5CE025D** *(1)*	0.150
			Long	4.6	2.7	24	17.7	10 x 100	**DZ5CE0253D** *(1)*	0.254
4	12	Grey	Medium	5.5	3.3	17.3	9.8	10 x 100	**DZ5CE042D** *(1)*	0.300
			Long	5.5	3.3	25.5	17.5	10 x 100	**DZ5CE043D** *(1)*	0.455
6	10	Yellow	Medium	7	3.95	20	11.5	1 x 100	**DZ5CE062D**	0.045
			Long	7	3.95	26	17.5	1 x 100	**DZ5CE063D**	0.065
Single conductor cable ends (In dispenser pack)										
0.5	22	White	Medium	3	1.4	13	8.2	5 x 200	**AZ5CE005D** *(1)*	0.140
0.75	20	Grey	Medium	3.1	1.6	13	8.2	5 x 200	**AZ5CE007D** *(1)*	0.150
1	18	Red	Medium	3.4	1.8	13.5	8.2	5 x 200	**AZ5CE010D** *(1)*	0.165
1.5	16	Black	Medium	4	2.1	13.5	8.2	5 x 200	**AZ5CE015D** *(1)*	0.180
2.5	14	Blue	Medium	4.6	2.7	14.5	8.2	5 x 100	**AZ5CE025D** *(1)*	0.160
Single conductor cable ends (Strips of 50, packed in bag)										
0.5	22	White	Medium	3.1	1.3	14	8	10 x 50	**DZ5CEB005D**	0.380
0.75	20	Grey	Medium	3.3	1.5	14	8	10 x 50	**DZ5CEB007D**	0.470
1	18	Red	Medium	3.5	1.7	14	8	10 x 50	**DZ5CEB010D**	0.500
1.5	16	Black	Medium	4	2	14	8	10 x 50	**DZ5CEB015D**	0.570
2.5	14	Blue	Medium	4.7	2.5	14	8	10 x 50	**DZ5CEB025D**	0.720

Twin conductor cable ends (In dispenser pack)

2 x 0.75	20	Grey	Medium	2.8 x 5	2	15	8	5 x 100	**AZ5DE007D** *(2)*	0.130
2 x 1	18	Red	Medium	3.4 x 5.4	2.25	15	8	5 x 100	**AZ5DE010D** *(2)*	0.140
2 x 1.5	16	Black	Medium	3.6 x 6.6	2.5	15	8	5 x 100	**AZ5DE015D** *(2)*	0.155
2 x 2.5	14	Blue	Medium	4.2 x 7.8	3.2	18.5	10	5 x 50	**AZ5DE025D** *(2)*	0.145

(1) UL certified products.
(2) cCSAus certified products.

Linergy TR
Mounting and cabling accessories
Conforming to standard NF C 63-023

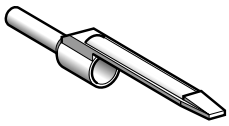
532820

DZ5CA0●●

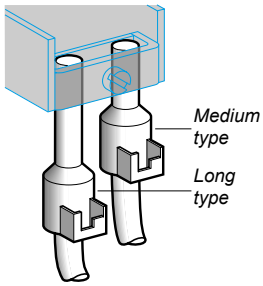

532821

DZ5CA●●●●

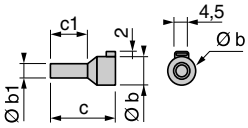

532822

DZ5CA●●●●

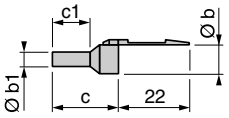

532823

DZ5CA●●●●
(with clip-in marker tag holder)

Single conductor markable cable ends (Packed in "strings" of bags)

Conductor c.s.a. mm²	AWG	Colour	Type	Dimensions Ø b mm	Ø b1 mm	c mm	c1 mm	Sold in lots of	Unit reference	Weight per lot kg
0.5	22	White	Medium	3	1.4	13	–	10 x 100	**DZ5CA005D** *(1)*	0.160
0.75	20	Grey	Medium	3.1	1.6	13	–	10 x 100	**DZ5CA007D** *(1)*	0.160
1	18	Red	Medium	3.4	1.8	13.5	–	10 x 100	**DZ5CA010D** *(1)*	0.160
1.5	16	Black	Medium	4	2.1	13.5	–	10 x 100	**DZ5CA015D** *(1)*	0.180
2.5	14	Blue	Medium	4.6	2.7	14.5	–	10 x 100	**DZ5CA025D** *(1)*	0.250

Single conductor cable ends with facility for clip-in marker tag holder (DIN 46228)

4	12	Orange	Medium	5.5	3.3	19.5	11.5	10 x 100	**DZ5CA042D** *(1)*	0.300
6	10	Green	Medium	7	3.95	20	11.5	1 x 100	**DZ5CA062D**	0.045
10	8	Red	Medium	8.4	4.95	21.5	12	1 x 100	**DZ5CA102D**	0.060
			Long	8.4	4.95	27	17.5	1 x 100	**DZ5CA103D**	0.090
16	6	Blue	Medium	9.8	6.35	23.5	12	1 x 100	**DZ5CA162D**	0.080
			Long	9.8	6.35	29	17.5	1 x 100	**DZ5CA163D**	0.100
25	4	Yellow	Long	12	8.15	30	17.5	1 x 100	**DZ5CA253D**	0.156
35	2	Red	Medium	13.5	9	30	16	1 x 20	**DZ5CA352D**	0.054
			Long	13.5	9	39	25	1 x 20	**DZ5CA353D**	0.060
50	0	Blue	Medium	15.7	11	36	20	1 x 20	**DZ5CA502D**	0.060
			Long	15.7	11	41	25	1 x 20	**DZ5CA503D**	0.072

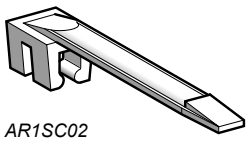
532824

AR1SC02

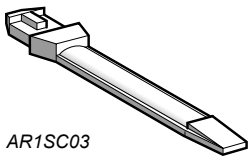
532825

AR1SC03

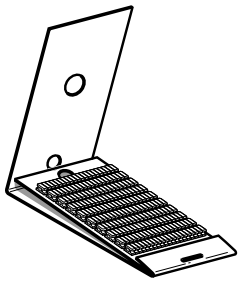
532826

AR1M●01. AR1MC01●


522822

AT1PS1



AT1PA1

Marking accessories for insulated, markable cable ends

Description		Sold in lots of	Unit reference	Weight per lot kg
Clip-on marker tag *(2)* (for cables 1 to 1.5 mm²)		100	**AR1SC02**	0.100
Clip-in marker tag holder *(2)* (for single conductor cable ends DZ5CA●●●●)		100	**AR1SC03**	0.100
Markers conforming to NF C 93-011 colour coding		200	**AR1MC01●** *(3)*	0.010
Wallets of 200 markers for DZ5CA cable ends or clip-on marker tags *(4)*	Letters	1 lot	**AR1MB01** *(5)*	0.310
		1 card	**AR1MB01●** *(6)*	0.010
	Numbers	1 lot	**AR1MA01** *(7)*	0.150
		1 card	**AR1MA01●** *(8)*	0.010

Accessories for fitting markers

Description	Application	Reference	Weight kg
Marker holder	Comprises 10 empty compartments which can each hold 100 AR1 MA01 or AR1 MB01 markers	**AT1PS1**	0.300
Tool for quick positioning of AR1 M●01 markers	On cable end tags	**AT1PA1**	0.010

(1) UL certified products.
(2) For rapid clip-on mounting of up to 7 markers AR1M●●●.
(3) Complete the reference by adding the number indicating the colour required:

Number	1	2	3	4	5	6	7	8	9	0
Marker colour	Brown	Red	Orange	Yellow	Green	Blue	Violet	Grey	White	Black
Number colour	White	Black	Black	Black	Black	Black	Black	Black	Black	White

(4) Each lot also comprises 400 earth markers (200 green and 200 yellow), 200 + symbols, 200 – symbols and 1 marker positioning tool.
(5) A to Z (200 of each).
(6) Complete the reference by replacing the dot with the required letter. Each lot includes a card of 200 yellow markers with black letters.
(7) 0 to 9 (200 of each).
(8) Complete the reference by replacing the dot with the required number. Each lot includes a card of 200 yellow markers with black numbers.

Linergy TR
Mounting and cabling accessories
Conforming to standard NF C 63-023

815865
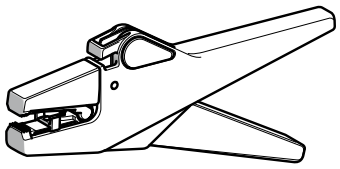
AT1PA7

815864
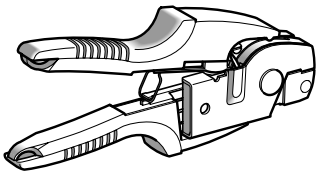
AT2PE1

815863
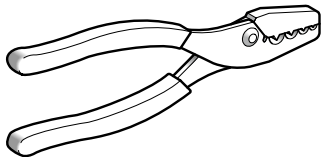
AT1PA2

815866
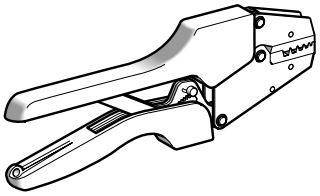
AT2PA5

532832
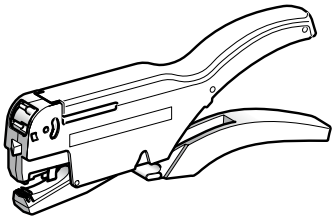
AT2TRIF01

Cabling accessories

Description	Application	References	Weight kg
Automatic wire stripping tool	Strips cable from 0.08 to 4 mm² and cuts conductors from 0.08 to 6 mm² Adjustable stripping and cutting length.	**AT1PA7**	0.165
Automatic wire cutting/stripping tool	Cuts and strips in a single operation; automatically adapts to conductors from 0.4 to 4 mm² , without any adjustment or selection.	**AT2PE1**	0.340
Cable end crimping tools *(1)*	For cables from 0.5 to 16 mm²	**AT1PA2**	0.210
	For cables from 10 to 35 mm²	**AT1PA4**	0.210
Ratchet type crimping tools for cable ends *(1)*	For cables from 0.25 to 6 mm²	**AT2PA5**	0.520
	For cables from 10 to 35 mm²	**AT2PA6**	0.520
Cable cutting/stripping and cable end feeding/crimping tool *(1)* (for use with cable ends packed in strips of 50)	For cables from 0.5 to 2.5 mm²	**AT2TRIF01**	0.164

(1) Cable ends: *see pages 88 to 91.*

Linergy TR
Mounting and cabling accessories
Conforming to standard NF C 63-023

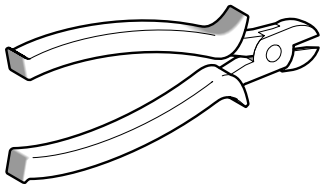

AT2PB1

Cabling accessories (continued)

Description	Cutting diameter for copper/aluminium wires	Reference	Weight
	mm		kg
Cutting pliers	3.5	**AT2PB1**	0.200



AT1HB2

Accessory

Description	Application	Reference	Weight kg
Storage case *(1)*	Comprises : - 13 compartments for cable ends - 1 compartment for cutting/stripping tool AT1PA7	**AT1HB2**	0.480

(1) Cable ends: *see pages 88 to 91.*

Index of references
Contents

Linergy TR
Index of references

Reference	Page(s)
AB...	
AB1A2	38
AB1AB7P32	40
AB1AB8M35	40
AB1AB8P35	40
AB1AB8R35	40
AB1AB10M32	40
AB1AT1	38
AB1AT2	39
AB3RV162U	40
AK...	
AK2BA162U	41
AR...	
AR1M	87
AR1MA01	91
AR1MA01●	91
AR1MB01	91
AR1MB01●	91
AR1MC01●	91
AR1SC0	87
AR1SC02	91
AR1SC03	91
AT...	
AT1/AT2	87
AT1HB2	93
AT1P	87
AT1PA1	91
AT1PA2	92
AT1PA4	92
AT1PA7	92
AT1PS1	91
AT2PA5	92
AT2PA6	92
AT2PB1	93
AT2PE1	92
AT2TRIF01	92
AZ...	
AZ5CE	86
AZ5CE005	88
AZ5CE005D	90
AZ5CE007	88
AZ5CE007D	90
AZ5CE010	88
AZ5CE010D	90
AZ5CE015	88
AZ5CE015D	90
AZ5CE025	88
AZ5CE025D	90
AZ5DE	86
AZ5DE005	89
AZ5DE007	88
AZ5DE007D	90
AZ5DE010	88
AZ5DE010D	90
AZ5DE015	88
AZ5DE015D	90
AZ5DE025	88
AZ5DE025D	90
AZ5DE0071	89
AZ5DE0101	89
AZ5DE0151	89
AZ5DE0255	89
DB...	
DB6CD02	38
DB6CD19	38
DB6CD102	19, 38
DB6CD105	19, 38
DB6CD110	19, 39
DB6DD102	19, 39
DB6DD103	19, 39
DB6ED01	19, 39
DB6ED04	39
DB6ED09	39
DB6FD01	19, 39
DB6FD09	39
DZ...	
DZ5CA	86
DZ5CA002	89
DZ5CA003	89
DZ5CA005	89
DZ5CA005D	91
DZ5CA007	89
DZ5CA007D	91
DZ5CA010	89
DZ5CA010D	91
DZ5CA015	89
DZ5CA015D	91
DZ5CA025	89
DZ5CA025D	91
DZ5CA042	89
DZ5CA042D	91
DZ5CA043	89
DZ5CA062	89
DZ5CA062D	91
DZ5CA063	89
DZ5CA102	89
DZ5CA102D	91
DZ5CA103	89
DZ5CA103D	91
DZ5CA162	89
DZ5CA162D	91
DZ5CA163	89
DZ5CA163D	91
DZ5CA253	89
DZ5CA253D	91
DZ5CA352	89
DZ5CA352D	91
DZ5CA353	89
DZ5CA353D	91
DZ5CA502	89
DZ5CA502D	91
DZ5CA503	89
DZ5CA503D	91
DZ5CE002	88
DZ5CE002L6	88
DZ5CE003	88
DZ5CE003L6	88
DZ5CE005	88
DZ5CE005D	90
DZ5CE005L6	88
DZ5CE005L6D	90
DZ5CE005L12	88
DZ5CE005L12D	90
DZ5CE007	88
DZ5CE007D	90
DZ5CE007L6	88
DZ5CE007L6D	90
DZ5CE010	88
DZ5CE010D	90
DZ5CE010L6	88
DZ5CE010L6D	90
DZ5CE010L12	88
DZ5CE010L12D	90
DZ5CE015	88
DZ5CE015D	90
DZ5CE015L6	88
DZ5CE015L6D	90
DZ5CE020	88
DZ5CE025	88
DZ5CE025D	90
DZ5CE042	88
DZ5CE042D	90
DZ5CE043	88
DZ5CE043D	90
DZ5CE062	88
DZ5CE062D	90
DZ5CE063	88
DZ5CE063D	90
DZ5CE0153	88
DZ5CE0153D	90
DZ5CE0253	88
DZ5CE0253D	90
DZ5CE	86
DZ5CEB005	88
DZ5CEB005D	90
DZ5CEB007	88
DZ5CEB007D	90
DZ5CEB010	88
DZ5CEB010D	90
DZ5CEB015	88
DZ5CEB015D	90
DZ5CEB025	88
DZ5CEB025D	90
NSYB...	
NSYBPCH516	34
NSYD...	
NSYSDR200BD	20-34, 48-59, 66-77
NSYT...	
NSYTRAAB15	36, 37, 60
NSYTRAAB35	20-34, 48-59, 66-77
NSYTRAABV35	20-34, 48-59, 66-77
NSYTRAATM1	20-34, 48-59, 66-77
NSYTRAATP1	20-34, 48-59, 66-77
NSYTRAB5	80
NSYTRAB5L1N	80
NSYTRAB6	80
NSYTRAB6L1N	80
NSYTRAB8	80
NSYTRAB10	81
NSYTRAB510	80
NSYTRAB520	80
NSYTRAB530	80
NSYTRAB540	80
NSYTRAB550	80
NSYTRAB560	80
NSYTRAB570	80
NSYTRAB580	80
NSYTRAB590	80
NSYTRAB610	80
NSYTRAB620	80
NSYTRAB630	80
NSYTRAB640	80
NSYTRAB650	80
NSYTRAB660	80
NSYTRAB670	80
NSYTRAB680	80
NSYTRAB690	80
NSYTRAB810	80
NSYTRAB820	80
NSYTRAB830	80
NSYTRAB840	80
NSYTRAB850	80
NSYTRAB860	80
NSYTRAB870	80
NSYTRAB880	80
NSYTRAB890	80
NSYTRAB1010	81
NSYTRAB1020	81

Linergy TR
Index of references

Reference	Page(s)
NSYTRAB1030	81
NSYTRAB1040	81
NSYTRAB1050	81
NSYTRAB1060	81
NSYTRAB1070	81
NSYTRAB1080	81
NSYTRAB1090	81
NSYTRAB5100	80
NSYTRAB6100	80
NSYTRAB8100	80
NSYTRAB10100	81
NSYTRAB51100	80
NSYTRAB61100	80
NSYTRABC	82, 83
NSYTRABCP1	82, 83
NSYTRABCP2	82, 83
NSYTRABCP3	82, 83
NSYTRABCP4	82, 83
NSYTRABCP5	82, 83
NSYTRABCV	82, 83
NSYTRABCV23	82, 83
NSYTRABCV35	82, 83
NSYTRABCV58	82, 83
NSYTRABF5	81
NSYTRABF6	81
NSYTRABF510	81
NSYTRABF520	81
NSYTRABF530	81
NSYTRABF540	81
NSYTRABF550	81
NSYTRABF610	81
NSYTRABF620	81
NSYTRABF630	81
NSYTRABF640	81
NSYTRABF650	81
NSYTRABFPV5	81
NSYTRABFPV6	81
NSYTRABMP1	80, 82
NSYTRABMP2	81, 82
NSYTRABMP3	82
NSYTRABPV5	80
NSYTRABPV6	80
NSYTRABPV8	80
NSYTRAC22	20, 21, 24, 25, 34
NSYTRAC22BL	20, 21, 24, 25, 34
NSYTRAC23	26, 28
NSYTRAC24	26, 28
NSYTRAC162	20, 21, 25
NSYTRAC952	22, 23
NSYTRACB103	34
NSYTRACE24	27, 29, 30
NSYTRACE26	27

Reference	Page(s)
NSYTRACEP24	27, 29, 30
NSYTRACH12	76
NSYTRACH13	76
NSYTRACH22	77
NSYTRACM22	36, 37
NSYTRACP1	22, 23
NSYTRACP2	23
NSYTRACP43	67, 69
NSYTRACP44	67, 69
NSYTRACPK22	72, 73
NSYTRACPK23	72
NSYTRACPK24	72
NSYTRACR22	48, 52, 66, 68
NSYTRACR22BL	48, 52, 66, 68
NSYTRACR23	48, 52, 58, 59, 66, 68
NSYTRACR23BL	48, 52, 66, 68
NSYTRACR24	48, 52, 58, 59, 67, 68
NSYTRACR24BL	48, 52, 67, 68
NSYTRACR42	49, 53, 67, 69, 73
NSYTRACR43	49, 53
NSYTRACR44	49, 53
NSYTRACR62	49, 54
NSYTRACR63	50
NSYTRACR102	50, 54
NSYTRACR162	50, 54
NSYTRACRE24	56, 57, 70
NSYTRACRE26	56
NSYTRACRE44	56, 57
NSYTRACRM22	60, 61
NSYTRACRMF22	60, 61
NSYTRACS2	20, 24, 27, 29
NSYTRACS4	20, 24, 26, 27, 28, 29, 30
NSYTRACS6	20, 25
NSYTRACS10	21, 25
NSYTRACSR2	48, 52, 56, 57, 58, 59
NSYTRACSR4	49, 53, 56, 57
NSYTRACSR6	49, 50, 54
NSYTRACSR10	50, 54
NSYTRACT22	32, 33
NSYTRADR155	36, 37, 60
NSYTRAFT	20, 21, 24-30, 32-34, 48-59, 66-73, 76, 77
NSYTRAFTAR	32, 33
NSYTRAFTGN	32, 33
NSYTRAFTYE	32, 33
NSYTRAL22	11, 12, 20, 24, 27, 29, 36, 48, 56, 57, 58, 59, 66, 67, 68, 70, 72, 73, 76, 77

Reference	Page(s)
NSYTRAL23	20, 24, 27, 29, 36, 48, 56, 57, 58, 59, 66, 67, 68, 70, 72, 73, 76, 77
NSYTRAL24	20, 24, 27, 29, 36, 48, 56, 57, 58, 59, 66, 67, 68, 70, 72, 73, 76, 77
NSYTRAL25	20, 24, 27, 29, 36, 48, 56, 57, 58, 59, 66, 67, 68, 70, 72, 73, 76, 77
NSYTRAL42	12, 20, 24, 26, 27, 28, 29, 30, 34, 36, 49, 56, 57, 67, 69, 73, 77
NSYTRAL43	20, 24, 26, 27, 28, 29, 30, 34, 36, 49, 56, 57, 67, 69, 73, 77
NSYTRAL44	20, 24, 26, 27, 28, 29, 30, 34, 36, 49, 56, 57, 67, 69, 73, 77
NSYTRAL45	20, 24, 26, 27, 28, 29, 30, 34, 36, 49, 56, 57, 67, 69, 73, 77
NSYTRAL62	20, 24, 32, 33, 34, 49, 50, 54
NSYTRAL63	20, 24, 32, 33, 34, 49, 50, 54
NSYTRAL102	21, 25, 50, 54
NSYTRAL162	21, 25, 50, 54
NSYTRAL210	20, 24, 27, 29, 36, 48, 56, 57, 58, 59, 66, 67, 68, 70, 72, 73, 76, 77
NSYTRAL210BL	20, 36, 48, 66, 67
NSYTRAL210GR	20, 36, 48, 66, 67
NSYTRAL220	20, 24, 27, 29, 36, 48, 56, 57, 58, 59, 66, 67, 68, 70, 72, 73, 76, 77
NSYTRAL352	21, 25
NSYTRAL410	20, 24, 26, 27, 28, 29, 30, 34, 36, 49, 56, 57, 67, 69, 73, 77
NSYTRAL410BL	20, 36, 49, 67
NSYTRAL410GR	20, 36, 49, 67
NSYTRAL420	20, 24, 26, 27, 28, 29, 30, 34, 36, 49, 56, 57, 67, 69, 73, 77
NSYTRAL502	21
NSYTRAL503	21
NSYTRAL610	20, 24, 32, 33, 34, 48, 50, 54
NSYTRAL610BL	20, 49, 50
NSYTRAL610GR	20, 49, 50
NSYTRAL702	22
NSYTRAL952	22, 23
NSYTRAL1502	23

Reference	Page(s)
NSYTRALF1610	31
NSYTRALM22	60, 61
NSYTRALR62	12, 49, 50
NSYTRALR102	12, 50
NSYTRALR162	12, 50
NSYTRALV24	27
NSYTRALV24R	56, 70
NSYTRALV62	11, 20
NSYTRALV102	11, 21
NSYTRALV162	11, 21
NSYTRALV352	11, 21
NSYTRALVR62	11, 20
NSYTRALVR102	11, 21
NSYTRALVR162	11, 21
NSYTRALVR352	11, 21
NSYTRAP22	20, 21, 24, 25, 34
NSYTRAP22BL	20, 21, 24, 25, 34
NSYTRAP23	26, 28, 30
NSYTRAP24	26, 28
NSYTRAPD12	76, 77
NSYTRAPD13	76
NSYTRAPE24	27, 29, 30
NSYTRAPEN2	82
NSYTRAPEN3	82
NSYTRAPLOT	82
NSYTRAPM22	36, 37
NSYTRAPR23	48, 52, 58, 59, 66, 68, 72
NSYTRAPR24	48, 52, 58, 59, 67, 68, 72, 73
NSYTRAPR42	48, 52, 53, 66, 67, 68
NSYTRAPT16	21
NSYTRAPT35	21
NSYTRASB4	20-37, 48-61, 66-73, 76, 77
NSYTRASF520	30, 59, 73
NSYTRASF520B	30, 59, 73
NSYTRASF520M	30, 59, 73
NSYTRASJ2	32
NSYTRASJ3	32
NSYTRASJ4	32
NSYTRASJ6	32
NSYTRASV1	30, 59, 73
NSYTRASV2	30, 59, 73
NSYTRAX6L1L3	80
NSYTRAXP610	80
NSYTRAXP620	80
NSYTRAXP630	80
NSYTRAXP640	80
NSYTRAXP650	80
NSYTRAXPV6	80
NSYTRH12	11, 12, 65, 76

Linergy TR
Index of references

Reference	Page(s)
NSYTRH12PE	65, 77
NSYTRH13	65, 76
NSYTRH22	11, 12, 65, 77
NSYTRP22	11, 12, 64, 66
NSYTRP22AR	64, 66
NSYTRP22BL	64, 66
NSYTRP22PE	64, 68
NSYTRP22SC	65, 72
NSYTRP22TB	65, 73
NSYTRP23	64, 66
NSYTRP23AR	64, 66
NSYTRP23BL	64, 66
NSYTRP23PE	64, 68
NSYTRP23SC	65, 72
NSYTRP24	64, 67
NSYTRP24BL	64, 67
NSYTRP24D	65, 70
NSYTRP24DBL	65, 70
NSYTRP24DPE	65, 70
NSYTRP24PE	64, 68
NSYTRP24SC	65, 72
NSYTRP42	12, 64, 67
NSYTRP42BL	64, 67
NSYTRP42PE	64, 69
NSYTRP42TB	65, 73
NSYTRP43	64, 67
NSYTRP43BL	64, 67
NSYTRP43PE	64, 69
NSYTRP44	64, 67
NSYTRP44BL	64, 67
NSYTRP44PE	64, 69
NSYTRR22	11, 12, 44, 48
NSYTRR22AR	44, 48
NSYTRR22BL	44, 48
NSYTRR22M	47, 60
NSYTRR22MBL	47, 60
NSYTRR22MF	47, 61
NSYTRR22MFBL	47, 61
NSYTRR22MFF	47, 61
NSYTRR22MP	47, 61
NSYTRR22MPBL	47, 61
NSYTRR22MPE	47, 60
NSYTRR22PE	45, 52
NSYTRR22SC	46, 58
NSYTRR22SCAR	46, 58
NSYTRR22TB	46, 59
NSYTRR23	44, 48
NSYTRR23AR	44, 48
NSYTRR23BL	44, 48
NSYTRR23PE	44, 52
NSYTRR23SC	46, 58
NSYTRR23SCAR	46, 58
NSYTRR23TB	46, 59

Reference	Page(s)
NSYTRR24	44, 48
NSYTRR24AR	44, 48
NSYTRR24BL	44, 48
NSYTRR24D	46, 56
NSYTRR24DBL	46, 56
NSYTRR24DPE	46, 57
NSYTRR24M	47, 60
NSYTRR24MBL	47, 60
NSYTRR24MF	47, 61
NSYTRR24MFBL	47, 61
NSYTRR24MFF	47, 61
NSYTRR24MP	61
NSYTRR24MPBL	61
NSYTRR24PE	45, 52
NSYTRR24SCD	46, 59
NSYTRR26T	46, 56
NSYTRR26TBL	46, 56
NSYTRR42	11, 12, 44, 49
NSYTRR42AR	44, 49
NSYTRR42BL	44, 49
NSYTRR42PE	45, 53
NSYTRR43	44, 49
NSYTRR43AR	44, 49
NSYTRR43BL	44, 49
NSYTRR43PE	45, 53
NSYTRR44	44, 49
NSYTRR44AR	44, 49
NSYTRR44BL	44, 49
NSYTRR44D	46, 56
NSYTRR44DBL	46, 56
NSYTRR44DPE	46, 57
NSYTRR44PE	45, 53
NSYTRR62	12, 44, 49
NSYTRR62BL	44, 49
NSYTRR62PE	45, 54
NSYTRR63	44, 50
NSYTRR102	12, 44, 50
NSYTRR102BL	44, 50
NSYTRR102PE	45, 54
NSYTRR162	12, 44, 50
NSYTRR162BL	44, 50
NSYTRR162PE	45, 54
NSYTRV22	11, 16, 20
NSYTRV22AR	16, 20
NSYTRV22BL	16, 20
NSYTRV22M	19, 36
NSYTRV22MBL	19, 36
NSYTRV22MPE	19, 37
NSYTRV22PE	17, 24
NSYTRV22RD	16, 20
NSYTRV22WH	16, 20
NSYTRV24D	18, 27
NSYTRV24DBL	27

Reference	Page(s)
NSYTRV24DPE	18, 29
NSYTRV26T	18, 27
NSYTRV42	11, 16, 20
NSYTRV42AR	16, 20
NSYTRV42BK	16, 20
NSYTRV42BL	16, 20
NSYTRV42GN	16, 20
NSYTRV42M	19, 36
NSYTRV42MBL	19, 36
NSYTRV42MPE	19, 37
NSYTRV42NE	19, 34
NSYTRV42PE	17, 24
NSYTRV42RD	16, 20
NSYTRV42SC	18, 30
NSYTRV42SCD	18, 30
NSYTRV42SF5	18, 31
NSYTRV42SF5LA	31
NSYTRV42SF5LD	18, 31
NSYTRV42SF6	18, 31
NSYTRV42SF6LA	31
NSYTRV42SF6LD	18, 31
NSYTRV42ST	18, 30
NSYTRV42STAR	18, 30
NSYTRV42TB	18, 30
NSYTRV42WH	16, 20
NSYTRV43	18, 26
NSYTRV43BL	26
NSYTRV43PE	17, 18, 28
NSYTRV44	18, 26
NSYTRV44BL	26
NSYTRV44D	18, 27
NSYTRV44DBL	27
NSYTRV44DPE	18, 29
NSYTRV44PE	17, 18, 28
NSYTRV62	11, 16, 20
NSYTRV62BL	16, 20
NSYTRV62NE	19, 34
NSYTRV62PE	17, 24, 54
NSYTRV62TT	32
NSYTRV62TTD	19, 32
NSYTRV62TTPE	19, 33
NSYTRV102	11, 16, 21
NSYTRV102BL	16, 21
NSYTRV102PE	17, 25
NSYTRV162	11, 16, 21
NSYTRV162BL	16, 21
NSYTRV162PE	17, 25
NSYTRV162SF	18, 31
NSYTRV352	11, 16, 21
NSYTRV352BL	16, 21
NSYTRV352PE	17, 25
NSYTRV502	16, 21
NSYTRV502BL	16, 21

Reference	Page(s)
NSYTRV502PE	17, 25
NSYTRV702	16, 22
NSYTRV952BB	17, 22
NSYTRV952BC	17, 23
NSYTRV1502BB	17, 23

Make the most of your energy™

www.schneider-electric.com

Schneider Electric Industries SAS

35, rue Joseph Monier
CS 30323
92506 Rueil Malmaison Cedex
France

RCS Nanterre 954 503 439
Capital social 896 313 776 €
www.schneider-electric.com

As standards, specifications and designs change from time to time, please ask for confirmation of the information given in this publication.

Publication: Schneider Electric Industries SAS
Photos: Schneider Electric
Printed:

PEFC 10-31-1247

This document has been printed on ecological paper.

© 2013 - Schneider Electric - All rights reserved