

## Wtyczka odbiornikowa w obudowie IP44

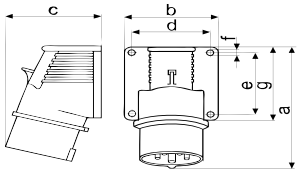


| Numer wyrobu | $I_n$ | Un | Liczba styków | Stopień ochro-ny | Przyłączal-ność przewo-dów | a | b | c | d | e | f | g |
|---|---|---|---|---|---|---|---|---|---|---|---|---|
| 3629-220 | 16 A | 230 V~ | 2P + Z | IP44 | 1,0-2,5 mm² | 118 | 80 | 75 | 70 | 70 | 5 | 80 |
| 3623-220 | 16 A | 400 V~ | 3P+ Z | IP44 | 1,0-2,5 mm² | 130 | 80 | 80 | 70 | 70 | 5 | 80 |
| 3622-220 | 16 A | 230/400 V~ | 3P+N+Z | IP44 | 1,0-2,5 mm² | 130 | 80 | 85 | 70 | 70 | 5 | 80 |
| 3643-220 | 32 A | 400 V~ | 3P+Z | IP44 | 2,5-6,0 mm² | 145 | 90 | 92 | 80 | 80 | 5 | 90 |
| 3642-220 | 32 A | 230/400 V~ | 3P+N+Z | IP44 | 2,5-6,0 mm² | 155 | 90 | 100 | 80 | 80 | 5 | 90 |



## Wtyczka odbiornikowa w obudowie IP67

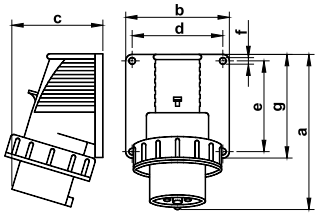


| Numer wyrobu | $I_n$ | Un | Liczba styków | Stopień ochro-ny | Przyłączalność przewodów | a | b | c | d | e | f | g |
|---|---|---|---|---|---|---|---|---|---|---|---|---|
| 3624-230 | 16 A | 230 V~ | 2P+Z | IP67 | 1,0-2,5 mm² | 118 | 80 | 84 | 70 | 70 | 5 | 80 |
| 3626-230 | 16 A | 230/400 V~ | 3P+N+Z | IP67 | 1,0-2,5 mm² | 130 | 80 | 89 | 70 | 70 | 5 | 80 |
| 3646-230 | 32 A | 230/400 V~ | 3P+N+Z | IP67 | 2,5-6,0 mm² | 155 | 90 | 108 | 80 | 80 | 5 | 90 |



## Wtyczka kątowa w obudowie IP44

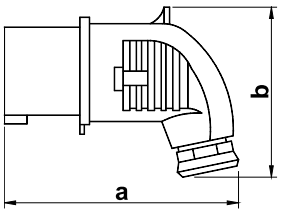


| Numer wy-robu | $I_n$ | Un | Liczba styków | Stopień ochro-ny | Wielkość dławnicy | Przyłączalność przewodów | a | b |
|---|---|---|---|---|---|---|---|---|
| 3629-724 | 16 A | 230 V~ | 2P+Z | IP44 | P16 | 1,0-2,5 mm² | 110 | 86 |
| 3623-724 | 16 A | 400 V~ | 3P+ Z | IP44 | P21 | 1,0-2,5 mm² | 112 | 98 |
| 3622-724 | 16 A | 230/400 V~ | 3P+N+Z | IP44 | P21 | 1.0-2,5 mm² | 116 | 105 |
| 3643-724 | 32 A | 400 V~ | 3P+Z | IP44 | P21 | 2,5-6,0 mm² | 130 | 110 |
| 3642-724 | 32 A | 230/400 V~ | 3P+N+Z | IP44 | P29 | 2,5-6,0 mm² | 145 | 128 |