SIEMENS

## Data sheet 3SU1401-1BB60-1AA0

LED MODULE WITH INTEGRATED LED 24V AC/DC, WHITE, SCREW TERMINAL, FOR FRONT PLATE MOUNTING




Figure similar

| | |
|---|---|
| **product brand name** | SIRIUS ACT |
| **Product designation** | Commanding and signaling devices |
| **Design of the product** | LED module |

| General technical data: | |
|---|---|
| **Product component** | |
| • diode | Yes |
| • lamp transformer | No |
| • Light source | Yes |
| • series resistor | No |
| **Insulation voltage** | |
| • Rated value | 320 V |
| **Surge voltage resistance Rated value** | 4 kV |
| **Consumed current** | |
| • maximum | 20 mA |
| **Protection class IP** | |
| • of the enclosure | IP40 |
| • of the terminal | IP20 |
| **Degree of pollution** | 3 |
| **Shock resistance** | |


Changes preserved
© Copyright Siemens AG

| | |
|---|---|
| • acc. to IEC 60068-2-27 | Sinusoidal half-wave 50 g / 11 ms |
| • for railway applications acc. to DIN EN 61373 | Category 1, Class B |
| **Vibration resistance** | |
| • acc. to IEC 60068-2-6 | 10 ... 500 Hz: 5g |
| • for railway applications acc. to DIN EN 61373 | Category 1, Class B |
| **Operating period typical** | 100 000 h |
| **Equipment marking** | |
| • acc. to DIN EN 61346-2 | P |
| • acc. to DIN EN 81346-2 | P |
| **Operating voltage 1** | |
| • at AC | |
| — at 50 Hz Rated value | 24 V |
| — at 60 Hz Rated value | 24 V |
| • at DC Rated value | 24 V |
| **Relative positive tolerance of the operating voltage** | 20 % |
| **Relative negative tolerance of the operating voltage** | 20 % |

| Connections/ Terminals: | |
|---|---|
| **Type of electrical connection** | screw-type terminals |
| **Tightening torque** | |
| • with screw-type terminals | 0.8 ... 0.9 N·m |

| Lamp: | |
|---|---|
| **Type of light source** | LED |
| **Color of the light source** | white |

| Ambient conditions: | |
|---|---|
| **Ambient temperature** | |
| • during operation | -25 ... +70 °C |
| • during storage | -40 ... +80 °C |
| **Environmental category during operation acc. to IEC 60721** | 3K6, 3S2, 3M6 |

| Installation/ mounting/ dimensions: | |
|---|---|
| **Mounting type** | |
| • of modules and accessories | Front plate mounting |
| **Height** | 33.2 mm |
| **Width** | 9.8 mm |
| **Depth** | 29.4 mm |

| Certificates/ approvals: |
|---|


Changes preserved
© Copyright Siemens AG

| General Product Approval | | | Declaration of Conformity | other |
|---|---|---|---|---|
| CCC | CSA | UL | EG-Konf. | Bestätigungen |

## Further information

**Information- and Downloadcenter (Catalogs, Brochures,…)**
http://www.siemens.com/industrial-controls/catalogs

**Industry Mall (Online ordering system)**
https://mall.industry.siemens.com/mall/en/en/Catalog/product?mlfb=3SU14011BB601AA0

**Cax online generator**
http://support.automation.siemens.com/WW/CAXorder/default.aspx?lang=en&mlfb=3SU14011BB601AA0

**Service&Support (Manuals, Certificates, Characteristics, FAQs,...)**
https://support.industry.siemens.com/cs/ww/en/ps/3SU14011BB601AA0

**Image database (product images, 2D dimension drawings, 3D models, device circuit diagrams, EPLAN macros, ...)**
http://www.automation.siemens.com/bilddb/cax_de.aspx?mlfb=3SU14011BB601AA0&lang=en

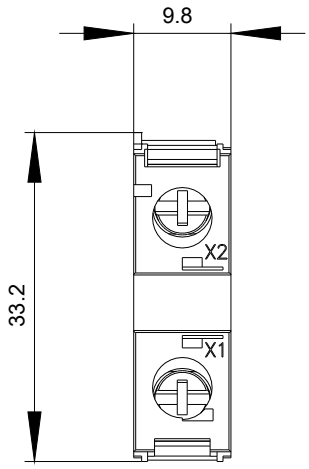


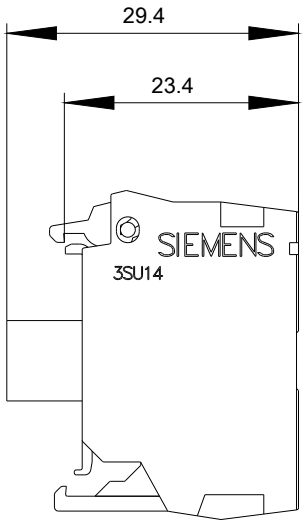



Changes preserved
© Copyright Siemens AG

-P

24 V AC/DC

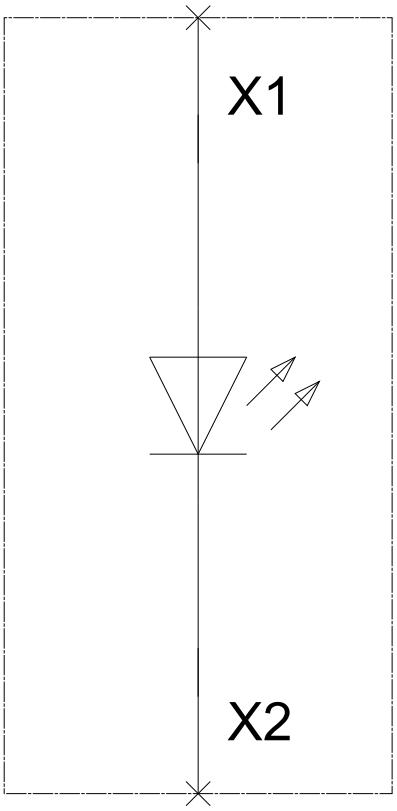


**last modified:** 12.10.2015


Changes preserved
© Copyright Siemens AG