wsporniki i zestawy szyn zasilających
dane techniczne

■ Wymiary (mm)

Wsporniki dla XL³

Nr ref. 0373 15

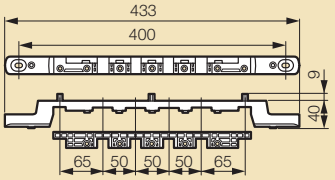

Nr ref. 0373 10

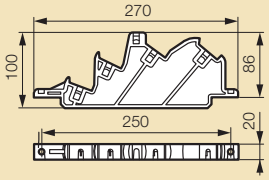

Nr ref. 0373 20

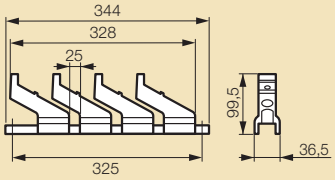

Nr ref. 0373 21

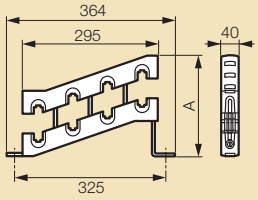

	Szyny miedziane				
	Szyna C	50 x 5	63 x 5	75 x 5	80 x 5
A	207	217	230	242	247

Nr ref. 0373 22 (wspornik nieregulowany)

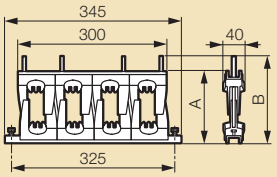

Nr ref. 0373 23 (wspornik ruchomy)

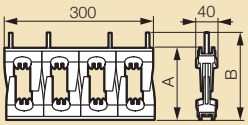

	Szyny miedziane				
	50 x 5	63 x 5	75 x 5	80 x 5	100 x 5
A	112	125	137	142	162
B	126	126	171	171	171

Nr ref. 0373 24 (wspornik nieregulowany)

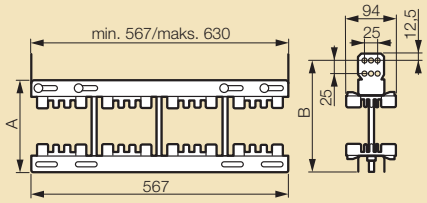

Nr ref. 0373 25 (wspornik ruchomy)

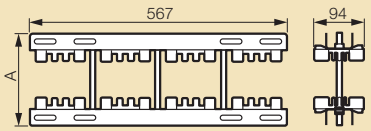

Nr ref.		Szyny o grubości od 5 do 10 mm				
		h75	h80	h100	h120	h125
0373 24	A	151	156	176	196	201
	B	187,5	192,5	215,5	232,5	237,5
0373 25	A	151	156	176	196	201

Nr ref. 0373 66/68

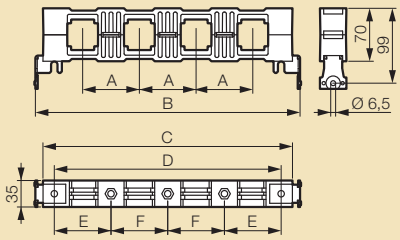

Nr ref. 0373 67/69

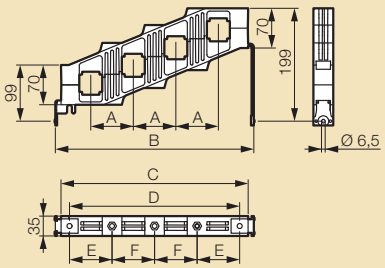

Nr ref.	A	B	C	D	E	F
0373 66	75	350	330	300	75	75
0373 68	125	600	580	550	150	125
0373 67	75	350	330	300	75	75
0373 69	125	600	580	550	150	125

Wsporniki uniwersalne

Nr ref. 0373 98

Przekrój szyny 12 x 2 mm

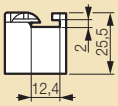

Widok z góry

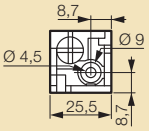

Przekrój szyny 12 x 4 mm

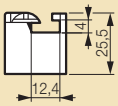

Nr ref. 0374 37

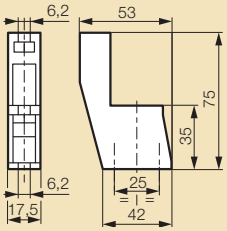

Nr ref. 0373 96

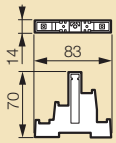

Nr ref. 0374 32

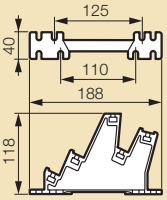

Nr ref. 0374 36

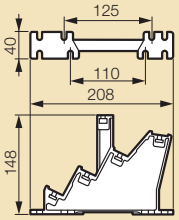

Nr ref. 0373 90

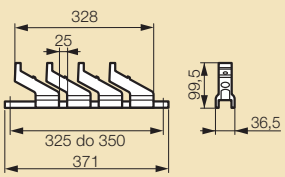

Nr ref. 0373 91

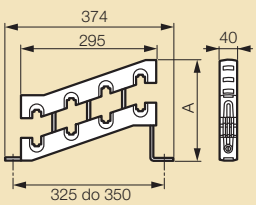

Nr ref. 0373 92

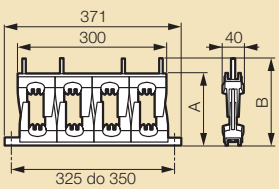

Nr ref. 0373 93

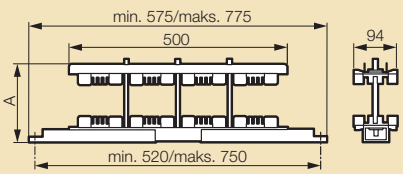

	Szyny miedziane				
	50 x 5	63 x 5	75 x 5	80 x 5	100 x 5
A	112	125	137	142	162
B	126	126	171	171	171

	Szyny o grubości od 5 do 10 mm				
	h75	h80	h100	h120	h125
A	145	150	170	190	195