Table of Contents 10″ Enclosures

10″ Enclosures	Page xx
10″ SOHO	Page xx
SOHO-Accessories	Page xx
General Accessories	Page xx
Shelves	Page xx
Multiple Outlet Strips	Page xx

10″ Enclosures Standard Line SOHO

Small **O**ffice **H**ome **O**ffice (**SOHO**)

- Professional appearance thanks to well-structured wiring
- Design allowing cost-saving service intervention

10″ SOHO

- Passive ventilation through slots in top and bottom
- Symmetrical design, therefore no tools required for changing the door hinges from one side to the other
- Sufficient space reserve for cable entry through large openings in top and bottom
- Quick door removal thanks to a snap-in lock
- Variable space in the patch area thanks to continuously variable 10″ front rails

Technical data see page xx

10″ SOHO

N00711



N01911



10" SOHO

N02011



Height in Units (Useful height)	Type Designation	Article No.	Units per package
2-Component Enclosure with Cylinder Lock SOHO-2A../GL/ZS			
4	SOHO-2A4/GL/ZS	267076	1
6	SOHO-2A6/GL/ZS	267078	1
9	SOHO-2A9/GL/ZS	267079	1
12	SOHO-2A12/GL/ZS	267120	1

Powering Business Worldwide

SOHO-Accessories

N00403



Height in U	Type Designation	Article No.	Units per package
Mounting Ledges SOHO-..HE/MO/LEI			
4	SOHO-4HE/MO/LEI	267140	1
6	SOHO-6HE/MO/LEI	267141	1
9	SOHO-9HE/MO/LEI	267142	1
12	SOHO-12HE/MO/LEI	267143	1

N00503



	Type Designation	Article No.	Units per package
Cable Strain Relief Rail (C-Profile) SOHO-209/KAS/10/C			
	SOHO-209/KAS/10/C	267121	1

N00603



	Type Designation	Article No.	Units per package
Adapter for Combining 10" and 19" Systems SOHO-ADA/10/19			
	SOHO-ADA/10/19	267139	1

N05104



	Type Designation	Article No.	Units per package
2x Spare Keys, Multi Door Locking, NWE-2SL/GS/WG/ZS			
	NWE-2SL/GS/WG/ZS	240130	1

Powering Business Worldwide

General Accessories

N00803



Height in U	Type Designation	Article No.	Units per package
10″ Blind Front Plate SOHO-FPB/10/1HE			
1	SOHO-FPB/10/1HE	267122	1

N00903



Height in U	Type Designation	Article No.	Units per package
10″ Entry Front Plate SOHO-FPD/10/1HE			
1	SOHO-FPD/10/1HE	267123	1

N01003



Height in U	Type Designation	Article No.	Units per package
10″ Front Plate with Metal Cable Routing Shackles SOHO-FP/KFB/M/1HE			
1	SOHO-FP/KFB/M/1HE	267126	1

N01103



	Type Designation	Article No.	Units per package
Grounding Bar SOHO-ERDS/10			
	SOHO-ERDS/10	267144	1

N00703



Width	Type Designation	Article No.	Units per package
Tie Wrap Ledge for 10″ Width SOHO-KBL/B10			
10″	SOHO-KBL/B10	267124	1

Powering Business Worldwide

Shelves

N01303



Installation Height U	Depth (mm)	Type Designation	Article No.	Units per package
10″ Shelves for Fixed Front Fastening SOHO-FFE/10/1HE/T160				
1	160	SOHO-FFE/10/1HE/T160	267125	1

Powering Business Worldwide

Multiple Outlet Strips

N00111



Version	Type Designation	Article No.	Units per package
10″ Multiple Outlet Strips SOHO-STL/10/3F			
3 outlets	SOHO-STL/10/3F	267138	1

Table of Contents 19″ Enclosure

19″ Enclosure	Page xx
Tower Standard Line NTS	Page xx
Wall Enclosures NWE	Page xx
Accessories for Wall Enclosures NWE	Page xx
Wall Enclosures NWS	Page xx
Accessories for Wall Enclosures NWS	Page xx
Cabinet NCE	Page xx
Accessories for 19″Cabinet NCE	Page xx
Cabinet NWS	Page xx
Accessories for 19″Cabinet NWS	Page xx
General Accessories	Page xx
Cabinet Shelves	Page xx
Multiple Outlet Strips	Page xx
Lighting	Page xx
Air Condition	Page xx

19″ Tower Standard Line NTS

19″ Tower

- Compact enclosure for small networks in the **S**mall **O**ffice **H**ome **O**ffice (SOHO) field
- To be placed near the PC/Server under the desk
- Flat mounting onto a wall - requires little depth
- Passive ventilation through ventilation slots at top and bottom
- No tools required for reverse-hinging of the door thanks to its symmetrical design
- Sufficient space reserve for cable entry through large openings at top, bottom and rear
- Fast removal of the door thanks to a quick-acting closure
- Variable space in the patch area thanks to adjustable 19″ rails at the front
- Optimal access thanks to its removable side panel

19″ Tower

N02111



N00107



EATON
Powering Business Worldwide

19" Tower NTS

Units U	Vertical / Width (mm)	Type Designation	Article No.	Units per Package
19" Tower with Glass Door and Cylinder Lock, Depth 450 mm NTS-450A4/GL/ZS				
4	220	NTS-450A4/GL/ZS	108900	1

N02211



19" Tower Accessories NTS

Type Designation	Article No.	Units per Package
Side Panel with Opening, Depth 450 mm NTS-450/SW/EB/LUE		
NTS-450/SW/EB/LUE	108901	1

N00407



Type Designation	Article No.	Units per Package
Support for Wall-Mounting, Depth 450 mm NTS-450/WH		
NTS-450/WH	108902	1

N00607



Type Designation	Article No.	Units per Package
Brush Strip for Cable Entry NTS-1/BUE/LEI/KF		
NTS-1/BUE/LEI/KF	108903	1

N00807



Type Designation	Article No.	Units per Package
Mounting Plate, Depth 450 mm NTS-450/MO/PL		
NTS-450/MO/PL	108904	1

N00507



EATON Powering Business Worldwide

N00907



Type Designation	Article No.	Units per Package
Tie Wrap Ledge NTS-186/KBL		
NTS-186/KBL	108905	1

N05104



Type Designation	Article No.	Units per package
2x Spare Keys, Multi Door Locking, NWE-2SL/GS/WG/ZS		
NWE-2SL/GS/WG/ZS	240130	1

19″ Wall Enclosure Basic Line NWE

- 3-Component wall enclosure for better rear access
- Mounting option in a corner thanks to inside locking device for the swing enclosure
- Ventilation slots at the bottom and top of the enclosure to ensure passive ventilation
- Large openings at top, bottom and rear side for cable entry
- 19″ rails at the front, variable in depth and galvanized
- Second 19″ level (at the rear) can be mounted at a later point in time
- Interconnected earthing concept relying on a special design

N02411



N02711



Wall Enclosures NWE

N02411



DepthxHeight (mm)	/ Useful Height (U)	Type Designation	Article No.	Units per package
2-Component Enclosure with Glass Door and Cylinder Lock NWE-.A../GL/ZS				
310 x 347	6	NWE-3A06/GL/ZS	285152	1
310 x 480	9	NWE-3A09/GL/ZS	285153	1
410 x 347	6	NWE-4A06/GL/ZS	285154	1
410 x 480	9	NWE-4A09/GL/ZS	285155	1
410 x 613	12	NWE-4A12/GL/ZS	285156	1
410 x 747	15	NWE-4A15/GL/ZS	285157	1
410 x 880	18	NWE-4A18/GL/ZS	285158	1
510 x 480	9	NWE-5A09/GL/ZS	285159	1
510 x 613	12	NWE-5A12/GL/ZS	285160	1
510 x 747	15	NWE-5A15/GL/ZS	285161	1
510 x 880	18	NWE-5A18/GL/ZS	285162	1

N02511



2-Comp. Encl., Glass Door, Clip-down Handle Lock f. Semi-Cylind. NWE-.A../GL/SH				
310 x 347	6	NWE-3A06/GL/SH	285163	1
310 x 480	9	NWE-3A09/GL/SH	285164	1
410 x 347	6	NWE-4A06/GL/SH	285165	1
410 x 480	9	NWE-4A09/GL/SH	285166	1
410 x 613	12	NWE-4A12/GL/SH	285167	1
410 x 747	15	NWE-4A15/GL/SH	285168	1
410 x 880	18	NWE-4A18/GL/SH	285169	1
510 x 480	9	NWE-5A09/GL/SH	285170	1
510 x 613	12	NWE-5A12/GL/SH	285171	1
510 x 747	15	NWE-5A15/GL/SH	285172	1
510 x 880	18	NWE-5A18/GL/SH	285173	1

N02611



3-Component Encl., Glass Door and Cylinder Lock NWE-.B../GL/ZS				
410 x 347	6	NWE-4B06/GL/ZS	285174	1
410 x 480	9	NWE-4B09/GL/ZS	285175	1
510 x 347	6	NWE-5B06/GL/ZS	285176	1
510 x 480	9	NWE-5B09/GL/ZS	285177	1
510 x 613	12	NWE-5B12/GL/ZS	285178	1
510 x 747	15	NWE-5B15/GL/ZS	285179	1
510 x 880	18	NWE-5B18/GL/ZS	285180	1
610 x 480	9	NWE-6B09/GL/ZS	285181	1
610 x 613	12	NWE-6B12/GL/ZS	285182	1
610 x 747	15	NWE-6B15/GL/ZS	285183	1
610 x 880	18	NWE-6B18/GL/ZS	285184	1

N02711



3-Comp. Encl., Glass Door, Clip-down Handle Lock f. Semi-Cylind. NWE-.B../GL/SH				
410 x 347	6	NWE-4B06/GL/SH	285185	1
410 x 480	9	NWE-4B09/GL/SH	285186	1
510 x 347	6	NWE-5B06/GL/SH	285187	1
510 x 480	9	NWE-5B09/GL/SH	285188	1
510 x 613	12	NWE-5B12/GL/SH	285189	1
510 x 747	15	NWE-5B15/GL/SH	285190	1
510 x 880	18	NWE-5B18/GL/SH	285191	1
610 x 480	9	NWE-6B09/GL/SH	285192	1
610 x 613	12	NWE-6B12/GL/SH	285193	1
610 x 747	15	NWE-6B15/GL/SH	285194	1
610 x 880	18	NWE-6B18/GL/SH	285195	1

EATON Powering Business Worldwide

Accessories for Wall Enclosures NWE

N01604



Height Unit U	Type Designation	Article No.	Units per package
19″ Rails NWE-S/19/..			
6	NWE-S/19/06	285196	1
9	NWE-S/19/09	285197	1
12	NWE-S/19/12	285198	1
15	NWE-S/19/15	285199	1
18	NWE-S/19/18	285200	1

N05104



	Type Designation	Article No.	Units per package
2x Spare Keys, Multi Door Locking, NWE-2SL/GS/WG/ZS			
	NWE-2SL/GS/WG/ZS	240130	1

N05304



	Type Designation	Article No.	Units per package
Brush Strip for Cable Entry, NWE-1/BUE/LEI/KF			
	NWE-1/BUE/LEI/KF	240134	1

19″ Wall Enclosures Standard Line NWS

NEW
- 2-Component wall enclosure with removable side walls
- 3-Component wall enclosure for better rear access
- Mounting option in a corner thanks to inside locking device for the swing enclosure
- Ventilation slots at the bottom and top of the enclosure to ensure passive ventilation
- Replaceable blind plates at the bottom and top of the enclosure to prepare active ventilation
- Large openings at top and bottom for cable entry
- 19″ rails at the front, variable in depth and galvanized
- Second 19″ level (at the rear) can be mounted at a later point in time
- Rear: 19″ rails, fixed

N02311



Wall Enclosures NWS

N03311



N03411



N03611



N03211



2-Component Encl., Glass Door and Cylinder Lock - removable Side Panels, NWS-.A../GL/ZS/SW

DepthxHeight (mm)	Useful Height (U)	Type Designation	Article No.	Units per package
400 x 367	6	NWS-4A06/GL/ZS/SW	150544	1
400 x 500	9	NWS-4A09/GL/ZS/SW	150545	1
400 x 634	12	NWS-4A12/GL/ZS/SW	150546	1
400 x 767	15	NWS-4A15/GL/ZS/SW	150547	1
400 x 900	18	NWS-4A18/GL/ZS/SW	150548	1
500 x 500	9	NWS-5A09/GL/ZS/SW	150549	1
500 x 634	12	NWS-5A12/GL/ZS/SW	150550	1
500 x 767	15	NWS-5A15/GL/ZS/SW	150551	1
500 x 900	18	NWS-5A18/GL/ZS/SW	150552	1
500 x 1034	21	NWS-5A21/GL/ZS/SW	150553	1
600 x 634	12	NWS-6A12/GL/ZS/SW	150554	1
600 x 767	15	NWS-6A15/GL/ZS/SW	150555	1
600 x 900	18	NWS-6A18/GL/ZS/SW	150556	1
600 x 1034	21	NWS-6A21/GL/ZS/SW	150557	1

2-Comp. Encl., Glass Door, Clip-down Handle Lock f. Semi-Cylind. - removable Side Panels, NWS-.A../GL/SH/SW

400 x 367	6	NWS-4A06/GL/SH/SW	150558	1
400 x 500	9	NWS-4A09/GL/SH/SW	150559	1
400 x 634	12	NWS-4A12/GL/SH/SW	150560	1
400 x 767	15	NWS-4A15/GL/SH/SW	150561	1
400 x 900	18	NWS-4A18/GL/SH/SW	150562	1
500 x 500	9	NWS-5A09/GL/SH/SW	150563	1
500 x 634	12	NWS-5A12/GL/SH/SW	150564	1
500 x 767	15	NWS-5A15/GL/SH/SW	150565	1
500 x 900	18	NWS-5A18/GL/SH/SW	150566	1
500 x 1034	21	NWS-5A21/GL/SH/SW	150567	1
600 x 634	12	NWS-6A12/GL/SH/SW	150568	1
600 x 767	15	NWS-6A15/GL/SH/SW	150569	1
600 x 900	18	NWS-6A18/GL/SH/SW	150570	1
600 x 1034	21	NWS-6A21/GL/SH/SW	150571	1

EATON Powering Business Worldwide

wa_nt00211



wa_nt00111



wa_nt00411



wa_nt00311



DepthxHeight (mm)	/ Useful Height (U)	Type Designation	Article No.	Units per package
2-Component Enclosure with Metal Door and Cylinder Lock NWS-.A../BL/ZS				
300 x 367	6	NWS-3A06/BL/ZS	254855	1
300 x 500	9	NWS-3A09/BL/ZS	254859	1
300 x 634	12	NWS-3A12/BL/ZS	254863	1
300 x 767	15	NWS-3A15/BL/ZS	254867	1
300 x 900	18	NWS-3A18/BL/ZS	258841	1
400 x 367	6	NWS-4A06/BL/ZS	254873	1
400 x 500	9	NWS-4A09/BL/ZS	254877	1
400 x 634	12	NWS-4A12/BL/ZS	254881	1
400 x 767	15	NWS-4A15/BL/ZS	254885	1
400 x 900	18	NWS-4A18/BL/ZS	258842	1
500 x 500	9	NWS-5A09/BL/ZS	254905	1
500 x 634	12	NWS-5A12/BL/ZS	254909	1
500 x 767	15	NWS-5A15/BL/ZS	254913	1
500 x 900	18	NWS-5A18/BL/ZS	258843	1
2-Comp. Encl., Metal Door, Clip-down Handle Lock f. Semi-Cylind. NWS-.A../BL/SH				
300 x 367	6	NWS-3A06/BL/SH	254854	1
300 x 500	9	NWS-3A09/BL/SH	254858	1
300 x 634	12	NWS-3A12/BL/SH	254862	1
300 x 767	15	NWS-3A15/BL/SH	254866	1
300 x 900	18	NWS-3A18/BL/SH	258844	1
400 x 367	6	NWS-4A06/BL/SH	254872	1
400 x 500	9	NWS-4A09/BL/SH	254876	1
400 x 634	12	NWS-4A12/BL/SH	254880	1
400 x 767	15	NWS-4A15/BL/SH	254884	1
400 x 900	18	NWS-4A18/BL/SH	258845	1
500 x 500	9	NWS-5A09/BL/SH	254904	1
500 x 634	12	NWS-5A12/BL/SH	254908	1
500 x 767	15	NWS-5A15/BL/SH	254912	1
500 x 900	18	NWS-5A18/BL/SH	258846	1
2-Component Encl., Glass Door and Cylinder Lock NWS-.A../GL/ZS				
300 x 367	6	NWS-3A06/GL/ZS	254857	1
300 x 500	9	NWS-3A09/GL/ZS	254861	1
300 x 634	12	NWS-3A12/GL/ZS	254865	1
300 x 767	15	NWS-3A15/GL/ZS	254869	1
300 x 900	18	NWS-3A18/GL/ZS	258847	1
400 x 367	6	NWS-4A06/GL/ZS	254875	1
400 x 500	9	NWS-4A09/GL/ZS	254879	1
400 x 634	12	NWS-4A12/GL/ZS	254883	1
400 x 767	15	NWS-4A15/GL/ZS	254887	1
400 x 900	18	NWS-4A18/GL/ZS	258848	1
500 x 500	9	NWS-5A09/GL/ZS	254907	1
500 x 634	12	NWS-5A12/GL/ZS	254911	1
500 x 767	15	NWS-5A15/GL/ZS	254915	1
500 x 900	18	NWS-5A18/GL/ZS	258849	1
2-Comp. Encl., Glass Door, Clip-down Handle Lock f. Semi-Cylind. NWS-.A../GL/SH				
300 x 367	6	NWS-3A06/GL/SH	254856	1
300 x 500	9	NWS-3A09/GL/SH	254860	1
300 x 634	12	NWS-3A12/GL/SH	254864	1
300 x 767	15	NWS-3A15/GL/SH	254868	1
300 x 900	18	NWS-3A18/GL/SH	258850	1
400 x 367	6	NWS-4A06/GL/SH	254874	1
400 x 500	9	NWS-4A09/GL/SH	254878	1
400 x 634	12	NWS-4A12/GL/SH	254882	1
400 x 767	15	NWS-4A15/GL/SH	254886	1
400 x 900	18	NWS-4A18/GL/SH	258851	1
500 x 500	9	NWS-5A09/GL/SH	254906	1
500 x 634	12	NWS-5A12/GL/SH	254910	1
500 x 767	15	NWS-5A15/GL/SH	254914	1
500 x 900	18	NWS-5A18/GL/SH	258852	1

N04211



DepthxHeight (mm)	/ Useful Height (U)	Type Designation	Article No.	Units per package
3-Component Encl., Metal Door and Cylinder Lock NWS-.B../BL/ZS				
400 x 367	6	NWS-4B06/BL/ZS	254889	1
400 x 500	9	NWS-4B09/BL/ZS	254893	1
400 x 634	12	NWS-4B12/BL/ZS	254897	1
400 x 767	15	NWS-4B15/BL/ZS	254901	1
400 x 900	18	NWS-4B18/BL/ZS	258853	1
500 x 367	6	NWS-5B06/BL/ZS	254917	1
500 x 500	9	NWS-5B09/BL/ZS	254921	1
500 x 634	12	NWS-5B12/BL/ZS	254925	1
500 x 767	15	NWS-5B15/BL/ZS	254929	1
500 x 900	18	NWS-5B18/BL/ZS	258854	1
600 x 500	9	NWS-6B09/BL/ZS	254933	1
600 x 634	12	NWS-6B12/BL/ZS	254937	1
600 x 767	15	NWS-6B15/BL/ZS	254941	1
600 x 900	18	NWS-6B18/BL/ZS	258855	1

N04111



3-Comp. Encl., Metal Door, Clip-down Handle Lock f. Semi-Cylind. NWS-.B../BL/SH				
400 x 367	6	NWS-4B06/BL/SH	254888	1
400 x 500	9	NWS-4B09/BL/SH	254892	1
400 x 634	12	NWS-4B12/BL/SH	254896	1
400 x 767	15	NWS-4B15/BL/SH	254900	1
400 x 900	18	NWS-4B18/BL/SH	258856	1
500 x 367	6	NWS-5B06/BL/SH	254916	1
500 x 500	9	NWS-5B09/BL/SH	254920	1
500 x 634	12	NWS-5B12/BL/SH	254924	1
500 x 767	15	NWS-5B15/BL/SH	254928	1
500 x 900	18	NWS-5B18/BL/SH	258857	1
600 x 500	9	NWS-6B09/BL/SH	254932	1
600 x 634	12	NWS-6B12/BL/SH	254936	1
600 x 767	15	NWS-6B15/BL/SH	254940	1
600 x 900	18	NWS-6B18/BL/SH	258858	1

N03711



3-Component Enclosure with Glass Door and Cylinder Lock NWS-.B../GL/ZS				
400 x 367	6	NWS-4B06/GL/ZS	254891	1
400 x 500	9	NWS-4B09/GL/ZS	254895	1
400 x 634	12	NWS-4B12/GL/ZS	254899	1
400 x 767	15	NWS-4B15/GL/ZS	254903	1
400 x 900	18	NWS-4B18/GL/ZS	258859	1
500 x 367	6	NWS-5B06/GL/ZS	254919	1
500 x 500	9	NWS-5B09/GL/ZS	254923	1
500 x 634	12	NWS-5B12/GL/ZS	254927	1
500 x 767	15	NWS-5B15/GL/ZS	254931	1
500 x 900	18	NWS-5B18/GL/ZS	258860	1
600 x 500	9	NWS-6B09/GL/ZS	254935	1
600 x 634	12	NWS-6B12/GL/ZS	254939	1
600 x 767	15	NWS-6B15/GL/ZS	254943	1
600 x 900	18	NWS-6B18/GL/ZS	258861	1

N03611



3-Comp. Encl., Glass Door, Clip-down Handle Lock f. Semi-Cylind. NWS-.B../GL/SH				
400 x 367	6	NWS-4B06/GL/SH	254890	1
400 x 500	9	NWS-4B09/GL/SH	254894	1
400 x 634	12	NWS-4B12/GL/SH	254898	1
400 x 767	15	NWS-4B15/GL/SH	254902	1
400 x 900	18	NWS-4B18/GL/SH	258862	1
500 x 367	6	NWS-5B06/GL/SH	254918	1
500 x 500	9	NWS-5B09/GL/SH	254922	1
500 x 634	12	NWS-5B12/GL/SH	254926	1
500 x 767	15	NWS-5B15/GL/SH	254930	1
500 x 900	18	NWS-5B18/GL/SH	258863	1
500 x 1034	21	NWS-5B21/GL/SH	285810	1
600 x 500	9	NWS-6B09/GL/SH	254934	1
600 x 634	12	NWS-6B12/GL/SH	254938	1
600 x 767	15	NWS-6B15/GL/SH	254942	1
600 x 900	18	NWS-6B18/GL/SH	258864	1
600 x 1034	21	NWS-6B21/GL/SH	285811	1

EATON
Powering Business Worldwide

Accessories for Wall Enclosures NWS

N01604



Height Unit U	Type Designation	Article No.	Units per package
19" Rails NWS-S/19/..			
6	NWS-S/19/06	158358	1
9	NWS-S/19/09	158359	1
12	NWS-S/19/12	158360	1
15	NWS-S/19/15	158361	1
18	NWS-S/19/18	158362	1
21	NWS-S/19/21	158363	1

N2700



Height Unit U	Type Designation	Article No.	Units per package
Mounting Rails NWS-..HE/MO/LEI			
6	NWS-6HE/MO/LEI	254944	1
9	NWS-9HE/MO/LEI	254946	1
12	NWS-12HE/MO/LEI	254850	1
15	NWS-15HE/MO/LEI	254851	1
18	NWS-18HE/MO/LEI	258865	1
21	NWS-21HE/MO/LEI	109359	1

N2800



Type Designation	Article No.	Units per package
Cable Strain Relief Rail (C-Profile) NWS-440/KAS/WG/C		
NWS-440/KAS/WG/C	254871	1

N3300



Type Designation	Article No.	Units per package
Brush Strip for Cable Entry NWS-2/BUE/LEI/KF		
NWS-2/BUE/LEI/KF	254853	1

N04904



Type Designation	Article No.	Units per package
Interconnect Shackle for Vertical Routing NWS-19/S/RGB/V/VD		
NWS-19/S/RGB/V/VD	254852	1

N01804



Type Designation	Article No.	Units per package
Filter-Fan Sheet NWS-FLB/2F		
NWS-FLB/2F	285130	1

EATON Powering Business Worldwide

N01904



Type Designation	Article No.	Units per package
Filter-Fan Sheet pre-assembled NWS-FLB/2F-2/EB/LUE/TH/VD		
NWS-FLB/2F-2/EB/LUE/TH/VD285131		1

N00707



Depth (mm)	Type Designation	Article No.	Units per package
Base with Ventilation Slots, Height 50 mm NWS-.A/SOL/05			
300	NWS-3A/SOL/05	109360	1
400	NWS-4A/SOL/05	109361	1
500	NWS-5A/SOL/05	109362	1
600	NWS-6A/SOL/05	167036	1

19″ Cabinet Basic Line NCE

- Excellent stability thanks to its welded construction
- Add-on design
- Consistent system perforation
- Base frame symmetrical on 3 sides
- Variable interior layout thanks to 19″ rails and grid ledges
- Compatible with the add-on SVTL distribution box

N02811



Standard Cabinet NCE

N02811



Width x Depth (mm)	/ U (Height)	Type Designation	Article No.	Units per package
Standard Cabinet NCE-ST/SR/VT11./EU/..../M assembled				
600 x 600	23	NCE-ST/SR/VT110/EU/6612/M	285802	1
600 x 600	33	NCE-ST/SR/VT111/EU/6616/M	285803	1
600 x 600	42	NCE-ST/SR/VT113/EU/6620/M	285804	1
600 x 800	42	NCE-ST/SR/VT114/EU/6820/M	286108	1
800 x 600	42	NCE-ST/SR/VT115/EU/8620/M	285805	1
800 x 800	42	NCE-ST/SR/VT116/EU/8820/M	285806	1

N02911



Width x Depth (mm)	/ U (Height)	Type Designation	Article No.	Units per package
Standard Cabinet NCE-ST/SR/VT1./EU/..../M assembled				
600 x 600	23	NCE-ST/SR/VT118/EU/6612/M	106050	1
800 x 800	23	NCE-ST/SR/VT210/EU/8812/M	122016	1
600 x 600	33	NCE-ST/SR/VT119/EU/6616/M	106051	1
600 x 600	42	NCE-ST/SR/VT121/EU/6620/M	106052	1
600 x 800	42	NCE-ST/SR/VT122/EU/6820/M	106053	1
800 x 600	42	NCE-ST/SR/VT123/EU/8620/M	106054	1
800 x 800	42	NCE-ST/SR/VT124/EU/8820/M	106055	1

You will find an overview of 19" Xpatch cabinet systems at http://**www.moeller.net/de/products_solutions/power_distribution/buildings/xpatch/19schranksysteme/index.jsp** *)

Configuration tool (flexible solution) for Basic Line NCE at http://**www.moeller.net/binary/building/Konfigurationstool_fuer_BasicLine_NCE.zip** *)

*) Attention: Gross prices mentioned are valid for Germany only!

EATON Powering Business Worldwide

Flexible Cabinet NCE - Fully Assembled

Flexible cabinet - fully assembled

Description	Height (mm) 1206 / 23U		Width x Depth (mm) 600 x 600		Width x Depth (mm) 600 x 800	
	Article No.	Units per package	Article No.	Units per package	Article No.	Units per package
Base Frame	240182	1	240188	1		
1 Side panel (order 1 panel for each side)	240254	1	240255	1		
Doors or Rear Panel:						
Front						
Metal door single-wing	240311	1	240311	1		
Glass door single-wing	240275	1	240275	1		
Rear						
Metal door single-wing	240331	1	240331	1		
Rear panel	240254	1	240254	1		
Top / Bottom / Base:						
Bottom /Top cover with 2 openings (top-mounted)	240365	1	240366	1		
Top cover with 4 fan openings	240381	1	240382	1		
Blind plate for fan opening	254978	1	254978	1		
Top structure with ventilation slots	240373	1	240374	1		
Spacers 22/25 mm	240145	1	240145	1		
Bottom /Top cover with 2 openings (bottom-mounted)	240349	1	240354	1		
Bottom cover with filter	240389	1	240390	1		
Blind plate for cable entry	240139	1	240139	1		
Base - height 100 mm	240397	1	240398	1		
Base with louvers - height 100 mm	240405	1	240410	1		
Interior Layout - Fixed Frame:						
Fixed frame - variant 1	240427	1	240431	1		
Fixed frame - variant 3	240430	1	240432	1		
Z-Angle	–	–	–	–		
Interior Layout - Swing Frame:						
Swing frame - symmetrical	–	–	–	–		
Swing frame - asymmetrical (19″ level - right side)	–	–	–	–		
Accessories:						
4 Levelling legs (set)	255423	1	255423	1		
4 Universal direction rollers (set)	255000	1	255000	1		
4 Heavy load rollers (set) - mounted	259074	1	259074	1		
2 Rails for heavy load rollers depth 600mm - mounted	240141	1	–	–		
2 Rails for heavy load rollers depth 800mm - mounted	–	–	240143	1		
4 Eye bolts (set)	274780	1	274780	1		
Cable strain relief rail (C-profile) 600mm - mounted	240173	1	240173	1		
Cable strain relief rail (C-profile) 800mm - mounted	–	–	240178	1		
C-profile rail 600mm - mounted	240169	1	240169	1		
C-profile rail 800mm - mounted	–	–	240171	1		
19″ Cable strain relief rail (C-profile) - mounted	285125	1	285125	1		
Tie wrap ledge 600 mm - mounted	240163	1	240163	1		
Tie wrap ledge 800 mm - mounted	–	–	240167	1		
19″ Tie wrap ledge for width - mounted	255206	1	255206	1		
Grounding set	255009	1	255009	1		
Grounding set - mounted	255010	1	255010	1		
19″ Grounding bar - mounted	255012	1	255012	1		
Vertical grounding bar - mounted	255014	1	255014	1		
Built-in fan - mounted	285047	1	285047	1		
Adjustable thermostat - NO-contact - mounted	285049	1	285049	1		
Adjustable thermostat - CO-contact - mounted	285048	1	285048	1		
Fan wiring - mounted	255422	1	255422	1		

EATON Powering Business Worldwide

Flexible cabinet - fully assembled Height (mm) **1206 / 23U**	Width x Depth (mm) **800 x 600**		Width x Depth (mm) **800 x 800**	
Description	Article No.	Units per package	Article No.	Units per package
Base Frame	240192	1	240195	1
1 Side panel (order 1 panel for each side)	240254	1	240255	1
Doors or Rear Panel:				
Front				
Metal door single-wing	240312	1	240312	1
Glass door single-wing	240276	1	240276	1
Rear				
Metal door single-wing	240332	1	240332	1
Rear panel	240255	1	240255	1
Top / Bottom / Base:				
Bottom /Top cover with 2 openings (top-mounted)	240367	1	240368	1
Top cover with 4 fan openings	240383	1	240384	1
Blind plate for fan opening	254978	1	254978	1
Top structure with ventilation slots	240375	1	240376	1
Spacers 22/25 mm	240145	1	240145	1
Bottom /Top cover with 2 openings (bottom-mounted)	240359	1	240364	1
Bottom cover with filter	240391	1	240392	1
Blind plate for cable entry	240139	1	240139	1
Base - height 100 mm	240399	1	240400	1
Base with louvers - height 100 mm	240415	1	240422	1
Interior Layout - Fixed Frame:				
Fixed frame - variant 1	240433	1	240435	1
Fixed frame - variant 3	240434	1	240436	1
Z-Angle	240153	1	240153	1
Interior Layout - Swing Frame:				
Swing frame - symmetrical	240482	1	240482	1
Swing frame - asymmetrical (19″ level - right side)	240508	1	240508	1
Accessories:				
4 Levelling legs (set)	255423	1	255423	1
4 Universal direction rollers (set)	255000	1	255000	1
4 Heavy load rollers (set) - mounted	259074	1	259074	1
2 Rails for heavy load rollers depth 600mm - mounted	240141	1	–	–
2 Rails for heavy load rollers depth 800mm - mounted	–	–	240143	1
4 Eye bolts (set)	274780	1	274780	1
Cable strain relief rail (C-profile) 600mm - mounted	240173	1	–	–
Cable strain relief rail (C-profile) 800mm - mounted	240178	1	240178	1
C-profile rail 600mm - mounted	240169	1	–	–
C-profile rail 800mm - mounted	240171	1	240171	1
19″ Cable strain relief rail (C-profile) - mounted	285125	1	285125	1
Tie wrap ledge 600 mm - mounted	240163	1	–	–
Tie wrap ledge 800 mm - mounted	240167	1	240167	1
19″ Tie wrap ledge for width - mounted	255206	1	255206	1
Grounding set	255009	1	255009	1
Grounding set - mounted	255010	1	255010	1
19″ Grounding bar - mounted	255012	1	255012	1
Vertical grounding bar - mounted	255014	1	255014	1
Built-in fan - mounted	285047	1	285047	1
Adjustable thermostat - NO-contact - mounted	285049	1	285049	1
Adjustable thermostat - CO-contact - mounted	285048	1	285048	1
Fan wiring - mounted	255422	1	255422	1

EATON
Powering Business Worldwide

Flexible cabinet - fully assembled Height (mm) **1650 / 33U**	Width x Depth (mm) **600 x 600**		Width x Depth (mm) **600 x 800**	
Description	Article No.	Units per package	Article No.	Units per package
Base Frame	240196	1	240197	1
1 Side panel (order 1 panel for each side)	240256	1	240257	1
Doors or Rear Panel:				
Front				
Metal door single-wing	240313	1	240313	1
Glass door single-wing	240277	1	240277	1
Rear				
Metal door single-wing	240333	1	240333	1
Rear panel	240256	1	240256	1
Top / Bottom / Base:				
Bottom /Top cover with 2 openings (top-mounted)	240365	1	240366	1
Top cover with 4 fan openings	240381	1	240382	1
Blind plate for fan opening	254978	1	254978	1
Top structure with ventilation slots	240373	1	240374	1
Spacers 22/25 mm	240145	1	240145	1
Bottom /Top cover with 2 openings (bottom-mounted)	240349	1	240354	1
Bottom cover with filter	240389	1	240390	1
Blind plate for cable entry	240139	1	240139	1
Base - height 100 mm	240397	1	240398	1
Base with louvers - height 100 mm	240405	1	240410	1
Interior Layout - Fixed Frame:				
Fixed frame - variant 1	240437	1	240439	1
Fixed frame - variant 3	240438	1	240440	1
Z-Angle	–	–	–	–
Interior Layout - Swing Frame:				
Swing frame - symmetrical	–	–	–	–
Swing frame - asymmetrical (19″ level - right side)	–	–	–	–
Accessories:				
4 Levelling legs (set)	255423	1	255423	1
4 Universal direction rollers (set)	255000	1	255000	1
4 Heavy load rollers (set) - mounted	259074	1	259074	1
2 Rails for heavy load rollers depth 600mm - mounted	240141	1	–	–
2 Rails for heavy load rollers depth 800mm - mounted	–	–	240143	1
4 Eye bolts (set)	274780	1	274780	1
Cable strain relief rail (C-profile) 600mm - mounted	240173	1	240173	1
Cable strain relief rail (C-profile) 800mm - mounted	–	–	240178	1
C-profile rail 600mm - mounted	240169	1	240169	1
C-profile rail 800mm - mounted	–	–	240171	1
19″ Cable strain relief rail (C-profile) - mounted	285125	1	285125	1
Tie wrap ledge 600 mm - mounted	240163	1	240163	1
Tie wrap ledge 800 mm - mounted	–	–	240167	1
19″ Tie wrap ledge for width - mounted	255206	1	255206	1
Grounding set	255009	1	255009	1
Grounding set - mounted	255010	1	255010	1
19″ Grounding bar - mounted	255012	1	255012	1
Vertical grounding bar - mounted	255014	1	255014	1
Built-in fan - mounted	285047	1	285047	1
Adjustable thermostat - NO-contact - mounted	285049	1	285049	1
Adjustable thermostat - CO-contact - mounted	285048	1	285048	1
Fan wiring - mounted	255422	1	255422	1

Powering Business Worldwide

Flexible cabinet - fully assembled Height (mm) **1650 / 33U**	Width x Depth (mm) **800 x 600**		Width x Depth (mm) **800 x 800**	
Description	Article No.	Units per package	Article No.	Units per package
Base Frame	240198	1	240199	1
1 Side panel (order 1 panel for each side)	240256	1	240257	1
Doors or Rear Panel:				
Front				
Metal door single-wing	240314	1	240314	1
Glass door single-wing	240278	1	240278	1
Rear				
Metal door single-wing	240334	1	240334	1
Rear panel	240257	1	240257	1
Top / Bottom / Base:				
Bottom /Top cover with 2 openings (top-mounted)	240367	1	240368	1
Top cover with 4 fan openings	240383	1	240384	1
Blind plate for fan opening	254978	1	254978	1
Top structure with ventilation slots	240375	1	240376	1
Spacers 22/25 mm	240145	1	240145	1
Bottom /Top cover with 2 openings (bottom-mounted)	240359	1	240364	1
Bottom cover with filter	240391	1	240392	1
Blind plate for cable entry	240139	1	240139	1
Base - height 100 mm	240399	1	240400	1
Base with louvers - height 100 mm	240415	1	240422	1
Interior Layout - Fixed Frame:				
Fixed frame - variant 1	240441	1	240443	1
Fixed frame - variant 3	240442	1	240444	1
Z-Angle	240153	1	240153	1
Interior Layout - Swing Frame:				
Swing frame - symmetrical	240487	1	240487	1
Swing frame - asymmetrical (19″ level - right side)	240509	1	240509	1
Accessories:				
4 Levelling legs (set)	255423	1	255423	1
4 Universal direction rollers (set)	255000	1	255000	1
4 Heavy load rollers (set) - mounted	259074	1	259074	1
2 Rails for heavy load rollers depth 600mm - mounted	240141	1	–	–
2 Rails for heavy load rollers depth 800mm - mounted	–	–	240143	1
4 Eye bolts (set)	274780	1	274780	1
Cable strain relief rail (C-profile) 600mm - mounted	240173	1	–	–
Cable strain relief rail (C-profile) 800mm - mounted	240178	1	240178	1
C-profile rail 600mm - mounted	240169	1	–	–
C-profile rail 800mm - mounted	240171	1	240171	1
19″ Cable strain relief rail (C-profile) - mounted	285125	1	285125	1
Tie wrap ledge 600 mm - mounted	240163	1	–	–
Tie wrap ledge 800 mm - mounted	240167	1	240167	1
19″ Tie wrap ledge for width - mounted	255206	1	255206	1
Grounding set	255009	1	255009	1
Grounding set - mounted	255010	1	255010	1
19″ Grounding bar - mounted	255012	1	255012	1
Vertical grounding bar - mounted	255014	1	255014	1
Built-in fan - mounted	285047	1	285047	1
Adjustable thermostat - NO-contact - mounted	285049	1	285049	1
Adjustable thermostat - CO-contact - mounted	285048	1	285048	1
Fan wiring - mounted	255422	1	255422	1

Powering Business Worldwide

Flexible cabinet - fully assembled

Description	Height (mm) **1828 / 37U** Article No.	Units per package	Width x Depth (mm) **600 x 600** Article No.	Units per package	Width x Depth (mm) **600 x 800** Article No.	Units per package
Base Frame	240200	1	240201	1		
1 Side panel (order 1 panel for each side)	240258	1	240259	1		
Doors or Rear Panel:						
Front						
Metal door single-wing	240315	1	240315	1		
Glass door single-wing	240279	1	240279	1		
Rear						
Metal door single-wing	240335	1	240335	1		
Rear panel	240258	1	240258	1		
Top / Bottom / Base:						
Bottom /Top cover with 2 openings (top-mounted)	240365	1	240366	1		
Top cover with 4 fan openings	240381	1	240382	1		
Blind plate for fan opening	254978	1	254978	1		
Top structure with ventilation slots	240373	1	240374	1		
Spacers 22/25 mm	240145	1	240145	1		
Bottom /Top cover with 2 openings (bottom-mounted)	240349	1	240354	1		
Bottom cover with filter	240389	1	240390	1		
Blind plate for cable entry	240139	1	240139	1		
Base - height 100 mm	240397	1	240398	1		
Base with louvers - height 100 mm	240405	1	240410	1		
Interior Layout - Fixed Frame:						
Fixed frame - variant 1	240445	1	240447	1		
Fixed frame - variant 3	240446	1	240448	1		
Z-Angle	–	–	–	–		
Interior Layout - Swing Frame:						
Swing frame - symmetrical	–	–	–	–		
Swing frame - asymmetrical (19″ level - right side)	–	–	–	–		
Accessories:						
4 Levelling legs (set)	255423	1	255423	1		
4 Universal direction rollers (set)	255000	1	255000	1		
4 Heavy load rollers (set) - mounted	259074	1	259074	1		
2 Rails for heavy load rollers depth 600mm - mounted	240141	1	–	–		
2 Rails for heavy load rollers depth 800mm - mounted	–	–	240143	1		
4 Eye bolts (set)	274780	1	274780	1		
Cable strain relief rail (C-profile) 600mm - mounted	240173	1	240173	1		
Cable strain relief rail (C-profile) 800mm - mounted	–	–	240178	1		
C-profile rail 600mm - mounted	240169	1	240169	1		
C-profile rail 800mm - mounted	–	–	240171	1		
19″ Cable strain relief rail (C-profile) - mounted	285125	1	285125	1		
Tie wrap ledge 600 mm - mounted	240163	1	240163	1		
Tie wrap ledge 800 mm - mounted	–	–	240167	1		
19″ Tie wrap ledge for width - mounted	255206	1	255206	1		
Grounding set	255009	1	255009	1		
Grounding set - mounted	255010	1	255010	1		
19″ Grounding bar - mounted	255012	1	255012	1		
Vertical grounding bar - mounted	255014	1	255014	1		
Built-in fan - mounted	285047	1	285047	1		
Adjustable thermostat - NO-contact - mounted	285049	1	285049	1		
Adjustable thermostat - CO-contact - mounted	285048	1	285048	1		
Fan wiring - mounted	255422	1	255422	1		

EATON Powering Business Worldwide

Flexible cabinet - fully assembled Height (mm) **1828 / 37U**	Width x Depth (mm) **800 x 600**		Width x Depth (mm) **800 x 800**	
Description	Article No.	Units per package	Article No.	Units per package
Base Frame	240202	1	240203	1
1 Side panel (order 1 panel for each side)	240258	1	240259	1
Doors or Rear Panel:				
Front				
Metal door single-wing	240316	1	240316	1
Glass door single-wing	240280	1	240280	1
Rear				
Metal door single-wing	240336	1	240336	1
Rear panel	240259	1	240259	1
Top / Bottom / Base:				
Bottom /Top cover with 2 openings (top-mounted)	240367	1	240368	1
Top cover with 4 fan openings	240383	1	240384	1
Blind plate for fan opening	254978	1	254978	1
Top structure with ventilation slots	240375	1	240376	1
Spacers 22/25 mm	240145	1	240145	1
Bottom /Top cover with 2 openings (bottom-mounted)	240359	1	240364	1
Bottom cover with filter	240391	1	240392	1
Blind plate for cable entry	240139	1	240139	1
Base - height 100 mm	240399	1	240400	1
Base with louvers - height 100 mm	240415	1	240422	1
Interior Layout - Fixed Frame:				
Fixed frame - variant 1	240449	1	240451	1
Fixed frame - variant 3	240450	1	240452	1
Z-Angle	240153	1	240153	1
Interior Layout - Swing Frame:				
Swing frame - symmetrical	240494	1	240494	1
Swing frame - asymmetrical (19″ level - right side)	240510	1	240510	1
Accessories:				
4 Levelling legs (set)	255423	1	255423	1
4 Universal direction rollers (set)	255000	1	255000	1
4 Heavy load rollers (set) - mounted	259074	1	259074	1
2 Rails for heavy load rollers depth 600mm - mounted	240141	1	–	–
2 Rails for heavy load rollers depth 800mm - mounted	–	–	240143	1
4 Eye bolts (set)	274780	1	274780	1
Cable strain relief rail (C-profile) 600mm - mounted	240173	1	–	–
Cable strain relief rail (C-profile) 800mm - mounted	240178	1	240178	1
C-profile rail 600mm - mounted	240169	1	–	–
C-profile rail 800mm - mounted	240171	1	240171	1
19″ Cable strain relief rail (C-profile) - mounted	285125	1	285125	1
Tie wrap ledge 600 mm - mounted	240163	1	–	–
Tie wrap ledge 800 mm - mounted	240167	1	240167	1
19″ Tie wrap ledge for width - mounted	255206	1	255206	1
Grounding set	255009	1	255009	1
Grounding set - mounted	255010	1	255010	1
19″ Grounding bar - mounted	255012	1	255012	1
Vertical grounding bar - mounted	255014	1	255014	1
Built-in fan - mounted	285047	1	285047	1
Adjustable thermostat - NO-contact - mounted	285049	1	285049	1
Adjustable thermostat - CO-contact - mounted	285048	1	285048	1
Fan wiring - mounted	255422	1	255422	1

EATON
Powering Business Worldwide

Flexible cabinet - fully assembled Height (mm) **2050 / 42U**	Width x Depth (mm) **600 x 600**		Width x Depth (mm) **600 x 800**	
Description	Article No.	Units per package	Article No.	Units per package
Base Frame	240204	1	240209	1
1 Side panel (order 1 panel for each side)	240260	1	240261	1
Doors or Rear Panel:				
Front				
Metal door single-wing	240317	1	240317	1
Glass door single-wing	240281	1	240281	1
Rear				
Metal door single-wing	240337	1	240337	1
Rear panel	240260	1	240260	1
Top / Bottom / Base:				
Bottom /Top cover with 2 openings (top-mounted)	240365	1	240366	1
Top cover with 4 fan openings	240381	1	240382	1
Blind plate for fan opening	254978	1	254978	1
Top structure with ventilation slots	240373	1	240374	1
Spacers 22/25 mm	240145	1	240145	1
Bottom /Top cover with 2 openings (bottom-mounted)	240349	1	240354	1
Bottom cover with filter	240389	1	240390	1
Blind plate for cable entry	240139	1	240139	1
Base - height 100 mm	240397	1	240398	1
Base with louvers - height 100 mm	240405	1	240410	1
Interior Layout - Fixed Frame:				
Fixed frame - variant 1	240453	1	240455	1
Fixed frame - variant 3	240454	1	240456	1
Z-Angle	–	–	–	–
Interior Layout - Swing Frame:				
Swing frame - symmetrical	–	–	–	–
Swing frame - asymmetrical (19″ level - right side)	–	–	–	–
Accessories:				
4 Levelling legs (set)	255423	1	255423	1
4 Universal direction rollers (set)	255000	1	255000	1
4 Heavy load rollers (set) - mounted	259074	1	259074	1
2 Rails for heavy load rollers depth 600mm - mounted	240141	1	–	–
2 Rails for heavy load rollers depth 800mm - mounted	–	–	240143	1
4 Eye bolts (set)	274780	1	274780	1
Cable strain relief rail (C-profile) 600mm - mounted	240173	1	240173	1
Cable strain relief rail (C-profile) 800mm - mounted	–	–	240178	1
C-profile rail 600mm - mounted	240169	1	240169	1
C-profile rail 800mm - mounted	–	–	240171	1
19″ Cable strain relief rail (C-profile) - mounted	285125	1	285125	1
Tie wrap ledge 600 mm - mounted	240163	1	240163	1
Tie wrap ledge 800 mm - mounted	–	–	240167	1
19″ Tie wrap ledge for width - mounted	255206	1	255206	1
Grounding set	255009	1	255009	1
Grounding set - mounted	255010	1	255010	1
19″ Grounding bar - mounted	255012	1	255012	1
Vertical grounding bar - mounted	255014	1	255014	1
Built-in fan - mounted	285047	1	285047	1
Adjustable thermostat - NO-contact - mounted	285049	1	285049	1
Adjustable thermostat - CO-contact - mounted	285048	1	285048	1
Fan wiring - mounted	255422	1	255422	1

Powering Business Worldwide

Flexible cabinet - fully assembled Height (mm) **2050 / 42U**	Width x Depth (mm) **800 x 600**		Width x Depth (mm) **800 x 800**	
Description	Article No.	Units per package	Article No.	Units per package
Base Frame	240214	1	240219	1
1 Side panel (order 1 panel for each side)	240260	1	240261	1
Doors or Rear Panel:				
Front				
Metal door single-wing	240318	1	240318	1
Glass door single-wing	240282	1	240282	1
Rear				
Metal door single-wing	240338	1	240338	1
Rear panel	240261	1	240261	1
Top / Bottom / Base:				
Bottom /Top cover with 2 openings (top-mounted)	240367	1	240368	1
Top cover with 4 fan openings	240383	1	240384	1
Blind plate for fan opening	254978	1	254978	1
Top structure with ventilation slots	240375	1	240376	1
Spacers 22/25 mm	240145	1	240145	1
Bottom /Top cover with 2 openings (bottom-mounted)	240359	1	240364	1
Bottom cover with filter	240391	1	240392	1
Blind plate for cable entry	240139	1	240139	1
Base - height 100 mm	240399	1	240400	1
Base with louvers - height 100 mm	240415	1	240422	1
Interior Layout - Fixed Frame:				
Fixed frame - variant 1	240457	1	240459	1
Fixed frame - variant 3	240458	1	240460	1
Z-Angle	240153	1	240153	1
Interior Layout - Swing Frame:				
Swing frame - symmetrical	240499	1	240499	1
Swing frame - asymmetrical (19″ level - right side)	240511	1	240511	1
Accessories:				
4 Levelling legs (set)	255423	1	255423	1
4 Universal direction rollers (set)	255000	1	255000	1
4 Heavy load rollers (set) - mounted	259074	1	259074	1
2 Rails for heavy load rollers depth 600mm - mounted	240141	1	–	–
2 Rails for heavy load rollers depth 800mm - mounted	–	–	240143	1
4 Eye bolts (set)	274780	1	274780	1
Cable strain relief rail (C-profile) 600mm - mounted	240173	1	–	–
Cable strain relief rail (C-profile) 800mm - mounted	240178	1	240178	1
C-profile rail 600mm - mounted	240169	1	–	–
C-profile rail 800mm - mounted	240171	1	240171	1
19″ Cable strain relief rail (C-profile) - mounted	285125	1	285125	1
Tie wrap ledge 600 mm - mounted	240163	1	–	–
Tie wrap ledge 800 mm - mounted	240167	1	240167	1
19″ Tie wrap ledge for width - mounted	255206	1	255206	1
Grounding set	255009	1	255009	1
Grounding set - mounted	255010	1	255010	1
19″ Grounding bar - mounted	255012	1	255012	1
Vertical grounding bar - mounted	255014	1	255014	1
Built-in fan - mounted	285047	1	285047	1
Adjustable thermostat - NO-contact - mounted	285049	1	285049	1
Adjustable thermostat - CO-contact - mounted	285048	1	285048	1
Fan wiring - mounted	255422	1	255422	1

Powering Business Worldwide

Flexible cabinet - fully assembled

Description	Height (mm) **2228 / 46U** Article No.	Units per package	Width x Depth (mm) **600 x 600** Article No.	Units per package	Width x Depth (mm) **600 x 800** Article No.	Units per package
Base Frame	240224	1	240225	1		
1 Side panel (order 1 panel for each side)	240262	1	240263	1		
Doors or Rear Panel:						
Front						
Metal door single-wing	240319	1	240319	1		
Glass door single-wing	240283	1	240283	1		
Rear						
Metal door single-wing	240339	1	240339	1		
Rear panel	240262	1	240262	1		
Top / Bottom / Base:						
Bottom /Top cover with 2 openings (top-mounted)	240365	1	240366	1		
Top cover with 4 fan openings	240381	1	240382	1		
Blind plate for fan opening	254978	1	254978	1		
Top structure with ventilation slots	240373	1	240374	1		
Spacers 22/25 mm	240145	1	240145	1		
Bottom /Top cover with 2 openings (bottom-mounted)	240349	1	240354	1		
Bottom cover with filter	240389	1	240390	1		
Blind plate for cable entry	240139	1	240139	1		
Base - height 100 mm	240397	1	240398	1		
Base with louvers - height 100 mm	240405	1	240410	1		
Interior Layout - Fixed Frame:						
Fixed frame - variant 1	240461	1	240463	1		
Fixed frame - variant 3	240462	1	240464	1		
Z-Angle	–	–	–	–		
Interior Layout - Swing Frame:						
Swing frame - symmetrical	–	–	–	–		
Swing frame - asymmetrical (19″ level - right side)	–	–	–	–		
Accessories:						
4 Levelling legs (set)	255423	1	255423	1		
4 Universal direction rollers (set)	255000	1	255000	1		
4 Heavy load rollers (set) - mounted	259074	1	259074	1		
2 Rails for heavy load rollers depth 600mm - mounted	240141	1	–	–		
2 Rails for heavy load rollers depth 800mm - mounted	–	–	240143	1		
4 Eye bolts (set)	274780	1	274780	1		
Cable strain relief rail (C-profile) 600mm - mounted	240173	1	240173	1		
Cable strain relief rail (C-profile) 800mm - mounted	–	–	240178	1		
C-profile rail 600mm - mounted	240169	1	240169	1		
C-profile rail 800mm - mounted	–	–	240171	1		
19″ Cable strain relief rail (C-profile) - mounted	285125	1	285125	1		
Tie wrap ledge 600 mm - mounted	240163	1	240163	1		
Tie wrap ledge 800 mm - mounted	–	–	240167	1		
19″ Tie wrap ledge for width - mounted	255206	1	255206	1		
Grounding set	255009	1	255009	1		
Grounding set - mounted	255010	1	255010	1		
19″ Grounding bar - mounted	255012	1	255012	1		
Vertical grounding bar - mounted	255014	1	255014	1		
Built-in fan - mounted	285047	1	285047	1		
Adjustable thermostat - NO-contact - mounted	285049	1	285049	1		
Adjustable thermostat - CO-contact - mounted	285048	1	285048	1		
Fan wiring - mounted	255422	1	255422	1		

EATON Powering Business Worldwide

Flexible cabinet - fully assembled

Height (mm) **2228 / 46U**	Width x Depth (mm) **800 x 600**		Width x Depth (mm) **800 x 800**	
Description	Article No.	Units per package	Article No.	Units per package
Base Frame	240226	1	240227	1
1 Side panel (order 1 panel for each side)	240262	1	240263	1
Doors or Rear Panel:				
Front				
Metal door single-wing	240320	1	240320	1
Glass door single-wing	240284	1	240284	1
Rear				
Metal door single-wing	240340	1	240340	1
Rear panel	240263	1	240263	1
Top / Bottom / Base:				
Bottom /Top cover with 2 openings (top-mounted)	240367	1	240368	1
Top cover with 4 fan openings	240383	1	240384	1
Blind plate for fan opening	254978	1	254978	1
Top structure with ventilation slots	240375	1	240376	1
Spacers 22/25 mm	240145	1	240145	1
Bottom /Top cover with 2 openings (bottom-mounted)	240359	1	240364	1
Bottom cover with filter	240391	1	240392	1
Blind plate for cable entry	240139	1	240139	1
Base - height 100 mm	240399	1	240400	1
Base with louvers - height 100 mm	240415	1	240422	1
Interior Layout - Fixed Frame:				
Fixed frame - variant 1	240465	1	240467	1
Fixed frame - variant 3	240466	1	240468	1
Z-Angle	240153	1	240153	1
Interior Layout - Swing Frame:				
Swing frame - symmetrical	240502	1	240502	1
Swing frame - asymmetrical (19″ level - right side)	240512	1	240512	1
Accessories:				
4 Levelling legs (set)	255423	1	255423	1
4 Universal direction rollers (set)	255000	1	255000	1
4 Heavy load rollers (set) - mounted	259074	1	259074	1
2 Rails for heavy load rollers depth 600mm - mounted	240141	1	–	–
2 Rails for heavy load rollers depth 800mm - mounted	–	–	240143	1
4 Eye bolts (set)	274780	1	274780	1
Cable strain relief rail (C-profile) 600mm - mounted	240173	1	–	–
Cable strain relief rail (C-profile) 800mm - mounted	240178	1	240178	1
C-profile rail 600mm - mounted	240169	1	–	–
C-profile rail 800mm - mounted	240171	1	240171	1
19″ Cable strain relief rail (C-profile) - mounted	285125	1	285125	1
Tie wrap ledge 600 mm - mounted	240163	1	–	–
Tie wrap ledge 800 mm - mounted	240167	1	240167	1
19″ Tie wrap ledge for width - mounted	255206	1	255206	1
Grounding set	255009	1	255009	1
Grounding set - mounted	255010	1	255010	1
19″ Grounding bar - mounted	255012	1	255012	1
Vertical grounding bar - mounted	255014	1	255014	1
Built-in fan - mounted	285047	1	285047	1
Adjustable thermostat - NO-contact - mounted	285049	1	285049	1
Adjustable thermostat - CO-contact - mounted	285048	1	285048	1
Fan wiring - mounted	255422	1	255422	1

EATON Powering Business Worldwide

NCE Cabinet Accessories

N03204



Side/Rear Panel NCE-SRW

Height x Depth/Width (mm)	/ for Cabinet (U)	Type Designation	Article No.	Units per package
1206 x 600	23	NCE-SRW/6/12	240228	1
1206 x 800	23	NCE-SRW/8/12	240229	1
1650 x 600	33	NCE-SRW/6/16	240230	1
1650 x 800	33	NCE-SRW/8/16	240231	1
1828 x 600	37	NCE-SRW/6/18	240232	1
1828 x 800	37	NCE-SRW/8/18	240233	1
2050 x 600	42	NCE-SRW/6/20	240234	1
2050 x 800	42	NCE-SRW/8/20	240239	1
2228 x 600	46	NCE-SRW/6/22	240244	1
2228 x 800	46	NCE-SRW/8/22	240249	1

N03004, N04804





Metal Door Single-Wing NCE-MTE

Height x Width (mm)	/ for Cabinet (U)	Type Designation	Article No.	Units per package
1206 x 600	23	NCE-MTE/6012	240289	1
1206 x 800	23	NCE-MTE/8012	240294	1
1650 x 600	33	NCE-MTE/6016	240299	1
1650 x 800	33	NCE-MTE/8016	240304	1
1828 x 600	37	NCE-MTE/6018	240305	1
1828 x 800	37	NCE-MTE/8018	240306	1
2050 x 600	42	NCE-MTE/6020	240307	1
2050 x 800	42	NCE-MTE/8020	240308	1
2228 x 600	46	NCE-MTE/6022	240309	1
2228 x 800	46	NCE-MTE/8022	240310	1

N02904, N04804





Glass Door Single-Wing NCE-GTE

Height x Width (mm)	/ for Cabinet (U)	Type Designation	Article No.	Units per package
1206 x 600	23	NCE-GTE/6012	240265	1
1206 x 800	23	NCE-GTE/8012	240266	1
1650 x 600	33	NCE-GTE/6016	240267	1
1650 x 800	33	NCE-GTE/8016	240268	1
1828 x 600	37	NCE-GTE/6018	240269	1
1828 x 800	37	NCE-GTE/8018	240270	1
2050 x 600	42	NCE-GTE/6020	240271	1
2050 x 800	42	NCE-GTE/8020	240272	1
2228 x 600	46	NCE-GTE/6022	240273	1
2228 x 800	46	NCE-GTE/8022	240274	1

N03304, N04804





Side/Rear Panel with Metal Door Single-Wing NCE-SRW/./../MTE

Height x Depth/Width (mm)	/ for Cabinet (U)	Type Designation	Article No.	Units per package
1206 x 600	23	NCE-SRW/6/12/MTE	240321	1
1206 x 800	23	NCE-SRW/8/12/MTE	240322	1
1650 x 600	33	NCE-SRW/6/16/MTE	240323	1
1650 x 800	33	NCE-SRW/8/16/MTE	240324	1
1828 x 600	37	NCE-SRW/6/18/MTE	240325	1
1828 x 800	37	NCE-SRW/8/18/MTE	240326	1
2050 x 600	42	NCE-SRW/6/20/MTE	240327	1
2050 x 800	42	NCE-SRW/8/20/MTE	240328	1
2228 x 600	46	NCE-SRW/6/22/MTE	240329	1
2228 x 800	46	NCE-SRW/8/22/MTE	240330	1

EATON
Powering Business Worldwide

N03904



Width x Depth (mm)	Type Designation	Article No.	Units per package
Bottom/Top Cover with 2 Openings NCE-BDA/2/FLB			
600 x 600	NCE-BDA/2/FLB/6600	240341	1
600 x 800	NCE-BDA/2/FLB/6800	240342	1
800 x 600	NCE-BDA/2/FLB/8600	240343	1
800 x 800	NCE-BDA/2/FLB/8800	240344	1
Spacers - set of 4	NCE-DI/BO/L22-25	240144	1
Blind plate for cable entry	NCE-BP/KF	240138	1

N01804



	Type Designation	Article No.	Units per package
Filter-Fan Sheet NWS-FLB/2F			
	NWS-FLB/2F	285130	1

N01904



	Type Designation	Article No.	Units per package
Filter-Fan Sheet pre-assembled NWS-FLB/2F-2/EB/LUE/TH/VD			
	NWS-FLB/2F-2/EB/LUE/TH/VD	285131	1

N03804



Width x Depth (mm)	Type Designation	Article No.	Units per package
Top Cover with 4 Fan Openings NCE-DAD/4LUE			
600 x 600	NCE-DAD/4LUE/6600	240377	1
600 x 800	NCE-DAD/4LUE/6800	240378	1
800 x 600	NCE-DAD/4LUE/8600	240379	1
800 x 800	NCE-DAD/4LUE/8800	240380	1
Blind plate for cable entry	NCE-BP/KF	240138	1
Blind plate for fan opening	NWS-BP/4LUE	254977	1

N6399



Version	Type Designation	Article No.	Units per package
Built-in Fan NWS-EB/LUE			
Accessory	NWS-EB/LUE	255003	1
Assembled	NWS-EB/LUE/M	285047	1

N01807



Version	Type Designation	Article No.	Units per package
Adjustable Thermostat - Make Contact NWS-TH/ESB/SK			
Accessory	NWS-TH/ESB/SK	255418	1
Assembled	NWS-TH/ESB/SK/M	285049	1

N01907



Version	Type Designation	Article No.	Units per package
Adjustable Thermostat - Change-Over Contact NWS-TH/ESB/WK			
Accessory	NWS-TH/ESB/WK	255419	1
Assembled	NWS-TH/ESB/WK/M	285048	1

N5701



Version	Type Designation	Article No.	Units per package
Fan Wiring NWS-VD/LUE			
Accessory	NWS-VD/LUE	285120	1
Assembled	NWS-VD/LUE/M	255422	1

N03704



Width x Depth (mm)	Type Designation	Article No.	Units per package
Top Structure with Ventilation Slots NCE-DAL			
600 x 600	NCE-DAL/6600	240369	1
600 x 800	NCE-DAL/6800	240370	1
800 x 600	NCE-DAL/8600	240371	1
800 x 800	NCE-DAL/8800	240372	1

N04004



Width x Depth (mm)	Type Designation	Article No.	Units per package
Bottom Cover with Filter NCE-BAF			
600 x 600	NCE-BAF/6600	240385	1
600 x 800	NCE-BAF/6800	240386	1
800 x 600	NCE-BAF/8600	240387	1
800 x 800	NCE-BAF/8800	240388	1
Blind plate for cable entry	NCE-BP/KF	240138	1

N04604



	Type Designation	Article No.	Units per package
Spare Brush Strip for Cable Entry NCE-BUE/LEI/KF/2			
	NCE-BUE/LEI/KF/2	240137	1

N04104



Version / Width x Depth (mm)	Type Designation	Article No.	Units per package
Base 100 mm NCE-SO			
Without louvers 600 x 600	NCE-SO/6601	240393	1
Without louvers 600 x 800	NCE-SO/6801	240394	1
Without louvers 800 x 600	NCE-SO/8601	240395	1
Without louvers 800 x 800	NCE-SO/8801	240396	1
With louvers 600 x 600	NCE-SOK/6601	240401	1
With louvers 600 x 800	NCE-SOK/6801	240402	1
With louvers 800 x 600	NCE-SOK/8601	240403	1
With louvers 800 x 800	NCE-SOK/8801	240404	1

N04304



Width x Depth (mm)	Type Designation	Article No.	Units per package
Grid Ledge NCE-RL			
600 x 600	NCE-RL/6600	240469	1
600 x 800	NCE-RL/6800	240470	1
800 x 600	NCE-RL/8600	240471	1
800 x 800	NCE-RL/8800	240472	1

N04704



	Type Designation	Article No.	Units per package
Z-Angle NCE-ZW/19/S			
	NCE-ZW/19/S	240149	1

N03404, N04404



Version / Height x Width (mm) / for Cabinet (U)			Type Designation	Article No.	Units per package
Swing Frame NCE-SR					
Symmetrical	1206 x 800	23	NCE-SRS/8012	240473	1
Symmetrical	1650 x 800	33	NCE-SRS/8016	240474	1
Symmetrical	1828 x 800	37	NCE-SRS/8018	240475	1
Symmetrical	2050 x 800	42	NCE-SRS/8020	240476	1
Symmetrical	2228 x 800	46	NCE-SRS/8022	240477	1
Asymmetrical	1206 x 800	23	NCE-SRA/8012	240503	1
Asymmetrical	1650 x 800	33	NCE-SRA/8016	240504	1
Asymmetrical	1828 x 800	37	NCE-SRA/8018	240505	1
Asymmetrical	2050 x 800	42	NCE-SRA/8020	240506	1
Asymmetrical	2228 x 800	46	NCE-SRA/8022	240507	1

N04204



Depth (mm)	Type Designation	Article No.	Units per package
Rail for Fixing Heavy Load Rollers NCE-S/0.00/SCHW/RO			
600	NCE-S/0600/SCHW/RO	240140	1
800	NCE-S/0800/SCHW/RO	240142	1

VT1698



Version	Type Designation	Article No.	Units per package
Set of Eye Bolts SVTL-LUG-M10			
Set of 4 pcs.	SVTL-LUG-M10	274780	1

WA_VT10603



	Type Designation	Article No.	Units per package
Add-On Connection Set SVTL-CONNECT/SET			
	SVTL-CONNECT/SET	274785	1

EATON
Powering Business Worldwide

N05204



	Type Designation	Article No.	Units per package
Set of Screws for Cabinet NCE-SRB/SET			
	NCE-SRB/SET	240264	1

N04504



Width (mm)	Type Designation	Article No.	Units per package
Cable Strain Relief Rail (C-profile) NCE-KAS/SR/C			
600	NCE-KAS/SR/C/600	240172	1
800	NCE-KAS/SR/C/800	240174	1

wa_vt07802



Width/Depth (mm)	Type Designation	Article No.	Units per package
C-Profile Rail NCE-S/SR/C			
600	NCE-S/SR/C/600	240168	1
800	NCE-S/SR/C/800	240170	1

wa_vt10703



Width/Depth (mm)	Type Designation	Article No.	Units per package
Tie Wrap Ledge NCE-KBL			
600	NCE-KBL/600	240159	1
800	NCE-KBL/800	240166	1

WA_VT07502



Depth (mm)	Type Designation	Article No.	Units per package
Horizontal Profile SVTL-HP			
600	SVTL-HP-6	274673	1
800	SVTL-HP-8	274674	1

WA_VT08002



Height (mm)	Type Designation	Article No.	Units per package
Vertical Profile (Set) SVTL-VP			
1850	SVTL-VP1850/SET	274668	1
975	SVTL-VP975/SET	274669	1
475	SVTL-VP475/SET	274670	1

19″ Cabinet Standard Line NWS

- Ideal for use where space is limited, because it is easy to take apart and comes with removable double-wing doors
- Organized cable entry thanks to perforated sheet strips and patch cord guides
- Easy cross-cabinet cabling thanks to recessable cabinet stays
- Universal cable entry thanks to devided entry strips at top and bottom
- Variable interior layout thanks to 19″ rails and grid ledges

N01811



Standard Cabinet NWS

N01111



WidthxDepth (mm)	Useful Height (U)	Type Designation	Article No.	Units per package
Standard Cabinet NWS-ST/SR/VT(TK)/..../M, Assembled				
600 x 600	42	NWS-ST/SR/VT1/6621/M	255382	1
800 x 600	42	NWS-ST/SR/VT2/8621/M	255384	1
800 x 800	42	NWS-ST/SR/VT3/8821/M	255386	1
800 x 600	40	NWS-ST/SR/VT4/8621/M	255388	1
800 x 800	40	NWS-ST/SR/VT5/8821/M	255390	1
600 x 600	42	NWS-ST/SR/VT6/6621/M	255392	1
800 x 600	42	NWS-ST/SR/VT7/8621/M	255394	1
800 x 800	42	NWS-ST/SR/VT8/8821/M	255393	1
800 x 600	42	NWS-ST/SR/TK1/8621/M	255380	1

N01211



Standard Cabinet NWS-ST/SR/VT../AT/..../M, Assembled				
600 x 600	23	NWS-ST/SR/VT18/AT/6612/M	263794	1
600 x 600	33	NWS-ST/SR/VT19/AT/6616/M	263795	1
600 x 600	42	NWS-ST/SR/VT21/AT/6620/M	263798	1
600 x 800	42	NWS-ST/SR/VT22/AT/6820/M	263801	1
800 x 600	42	NWS-ST/SR/VT23/AT/8620/M	263803	1
800 x 800	42	NWS-ST/SR/VT24/AT/8820/M	263804	1

N01311



Standard Cabinet NWS-ST/SR/VT../../..../M, Assembled				
800 x 800	42	NWS-ST/SR/VT27/BRD/8820/M	263807	1
800 x 800	42	NWS-ST/SR/VT28/BRD/8820/M	263808	1
800 x 1000	42	NWS-ST/SR/VT34/AT/81020/M	269016	1
800 x 800	42	NWS-ST/SR/VT35/AT/8820/M	269017	1
600 x 600	23	NWS-ST/SR/VT38/PL/6612/M	271771	1
600 x 1000	42	NWS-ST/SR/VT58/EU/61020/M	285808	1
800 x 1000	42	NWS-ST/SR/VT59/EU/81020/M	285809	1
800 x 1000	23	NWS-ST/SR/VT85/EU/81020/M	139585	1
800 x 1000	42	NWS-ST/SR/VT87/AT/81020/M	146539	1

Special RAL colours are available upon request

You will find an overview of 19" Xpatch cabinet systems at http://**www.moeller.net/de/products_solutions/power_distribution/buildings/xpatch/19schranksysteme/index.jsp** *)

Configuration tool (flexible solution) for Standard Line NWS at http://**www.moeller.net/binary/building/Konfigurationstool_fuer_StandardLine_NWS.zip** *)

*) Attention: Gross prices mentioned are valid for Germany only!

EATON Powering Business Worldwide

Flexible Cabinet NWS - Assembled Height (mm) **1180 / 23U**	WidthxDepth (mm) **600 x 600**		WidthxDepth (mm) **600 x 800**	
Description	Article No.	Units/package	Article No.	Units/package
Base Frame	258894	1	258908	1
Side Panel:				
1 Side panel (order 1 panel for each side)	258896	1	258910	1
Doors or Rear Panel:				
Front				
Metal door single-wing	258898	1	258898	1
Metal door double-wing	–	–	–	–
Glass door single-wing	258900	1	258900	1
Glass door double-wing	–	–	–	–
Rear				
Metal door single-wing	258902	1	258902	1
Metal door double-wing	–	–	–	–
Glass door single-wing	258903	1	258903	1
Glass door double-wing	–	–	–	–
Rear panel	258904	1	258904	1
Top / Bottom / Base:				
Bottom/Top cover (top-mounted)	254966	1	258868	1
Bottom/Top cover with 2 holes (top-mounted)	285144	1	285145	1
Top cover with 4 fan openings	254988	1	254989	1
Blind plate for fan opening	254978	1	254978	1
Top structure	254983	1	258871	1
Top structure with ventilation slots	254994	1	258873	1
Bottom/Top cover (bottom-mounted)	254965	1	258875	1
Bottom/Top cover with 2 holes (bottom-mounted)	285138	1	285139	1
Bottom cover with plug-in filter module	254957	1	254958	1
Base, height 100 mm	255320	1	258878	1
Base with louvers, height 100 mm	255332	1	258880	1
Base anti-topple with louvers, height 100 mm	–	–	107432	1
Base, height 200 mm	255322	1	258882	1
Base with louvers, height 200 mm	255334	1	258884	1
Interior Layout - Fixed Frame:				
Fixed frame - Variant 1	258906	1	258912	1
Fixed frame - Variant 2	–	–	–	–
Fixed frame - Variant 3	258907	1	258913	1
Fixed frame - Variant 4	–	–	–	–
Fixed frame - Variant 5	–	–	–	–
Fixed frame - Variant 6	–	–	–	–
Fixed frame - Variant 7	–	–	–	–
Fixed frame - Variant 8	–	–	–	–
Fixed frame - Variant 9	–	–	–	–
Fixed frame - Variant 10	–	–	–	–
Fixed frame - Variant 11	–	–	–	–
Fixed frame - Variant 12	–	–	–	–
Fixed frame - Variant 13	–	–	–	–
Fixed frame - Variant 14	–	–	–	–
Fixed frame - Variant 15	–	–	–	–
Perforated sheet strip 14U for symmetrical layout	–	–	–	–
Perforated sheet strip 19U for symmetrical layout	–	–	–	–
Perforated sheet strip 23U for symmetrical layout	–	–	–	–
Perforated sheet strip 14U for asymmetrical layout	–	–	–	–
Perforated sheet strip 19U for asymmetrical layout	–	–	–	–
Perforated sheet strip 23U for asymmetrical layout	–	–	–	–
Interior Layout - Swing Frame:				
Swing frame symmetrical	–	–	–	–
Swing frame symmetrical for cross-cabling	–	–	–	–
Swing frame asymmetrical (19″ level - right side)	–	–	–	–
Accessories:				
4 Levelling legs	255424	1	255424	1
4 Universal direction rollers (set)	255001	1	255001	1
4 Eye bolts	255217	1	255217	1
4 Add-on connection elements (set)	254954	1	254955	1
Cable strain relief rail (C-Profile)	255204	1	255204	1
Tie wrap ledge for depth 300 mm	255208	1	255208	1
Tie wrap ledge for depth 400 mm	255210	1	255210	1
Tie wrap ledge for depth 600 mm	–	–	255212	1
Tie wrap ledge for mounting onto base	103173	1	103174	1
Tie wrap ledge for 19″ width	255206	1	255206	1
Grounding set	255010	1	255010	1
19″ Grounding bar	255012	1	255012	1
Grounding bar - vertical	255014	1	255014	1

EATON
Powering Business Worldwide

Flexible Cabinet NWS - Assembled Height (mm) **1180 / 23U**	WidthxDepth (mm) **800 x 600**		WidthxDepth (mm) **800 x 800**	
Description	Article No.	Units/package	Article No.	Units/package
Base Frame	258914	1	258941	1
Side Panel:				
1 Side panel (order 1 panel for each side)	258896	1	258910	1
Doors or Rear Panel:				
Front				
Metal door single-wing	258916	1	258916	1
Metal door double-wing	258918	1	258918	1
Glass door single-wing	258920	1	258920	1
Glass door double-wing	258922	1	258922	1
Rear				
Metal door single-wing	258924	1	258924	1
Metal door double-wing	258925	1	258925	1
Glass door single-wing	258926	1	258926	1
Glass door double-wing	258927	1	258927	1
Rear panel	258928	1	258928	1
Top / Bottom / Base:				
Bottom /Top cover (top-mounted)	254969	1	254972	1
Bottom /Top cover with 2 holes (top-mounted)	285147	1	285148	1
Top cover with 4 fan openings	254991	1	254992	1
Blind plate for fan opening	254978	1	254978	1
Top structure	254985	1	254987	1
Top structure with ventilation slots	254996	1	254998	1
Bottom /Top cover (bottom-mounted)	254968	1	254971	1
Bottom /Top cover with 2 holes (bottom-mounted)	285141	1	285142	1
Bottom cover with plug-in filter module	254961	1	254963	1
Base, height 100 mm	255324	1	255328	1
Base with louvers, height 100 mm	255336	1	255340	1
Base anti-topple with louvers, height 100 mm	–	–	107434	1
Base, height 200 mm	255326	1	255330	1
Base with louvers, height 200 mm	255338	1	255342	1
Interior Layout - Fixed Frame:				
Fixed frame - Variant 1	258930	1	258943	1
Fixed frame - Variant 2	258931	1	258944	1
Fixed frame - Variant 3	258932	1	258945	1
Fixed frame - Variant 4	258933	1	258946	1
Fixed frame - Variant 5	258934	1	258947	1
Fixed frame - Variant 6	–	–	–	–
Fixed frame - Variant 7	–	–	–	–
Fixed frame - Variant 8	–	–	–	–
Fixed frame - Variant 9	–	–	–	–
Fixed frame - Variant 10	–	–	–	–
Fixed frame - Variant 11	–	–	–	–
Fixed frame - Variant 12	–	–	–	–
Fixed frame - Variant 13	–	–	–	–
Fixed frame - Variant 14	–	–	–	–
Fixed frame - Variant 15	–	–	–	–
U-angle	106082	1	106082	1
Perforated sheet strip 14U for symmetrical layout	–	–	–	–
Perforated sheet strip 19U for symmetrical layout	–	–	–	–
Perforated sheet strip 23U for symmetrical layout	255303	1	255303	1
Perforated sheet strip 14U for asymmetrical layout	–	–	–	–
Perforated sheet strip 19U for asymmetrical layout	–	–	–	–
Perforated sheet strip 23U for asymmetrical layout	–	–	–	–
Interior Layout - Swing Frame:				
Swing frame symmetrical	258935	1	258948	1
Swing frame symmetrical for cross-cabling	258937	1	258949	1
Swing frame asymmetrical (19" level - right side)	258939	1	258950	1
Accessories:				
4 Levelling legs	255424	1	255424	1
4 Universal direction rollers (set)	255001	1	255001	1
4 Eye bolts	255217	1	255217	1
4 Add-on connection elements (set)	254954	1	254955	1
Cable strain relief rail (C-Profile)	255204	1	255204	1
Tie wrap ledge for depth 300 mm	255208	1	255208	1
Tie wrap ledge for depth 400 mm	255210	1	255210	1
Tie wrap ledge for depth 600 mm	–	–	255212	1
Tie wrap ledge for mounting onto base	103173	1	103174	1
Tie wrap ledge for 19" width	255206	1	255206	1
Grounding set	255010	1	255010	1
19" Grounding bar	255012	1	255012	1
Grounding bar vertcal	255014	1	255014	1

Flexible Cabinet NWS - Assembled Height (mm) **1625 / 33U**	WidthxDepth (mm) **600 x 600**		WidthxDepth (mm) **600 x 800**	
Description	Article No.	Units/package	Article No.	Units/package
Base Frame	258951	1	258965	1
Side Panel:				
1 Side panel (order 1 panel for each side)	258953	1	258967	1
Doors or Rear Panel:				
Front				
Metal door single-wing	258955	1	258955	1
Metal door double-wing	–	–	–	–
Glass door single-wing	258957	1	258957	1
Glass door double-wing	–	–	–	–
Rear				
Metal door single-wing	258959	1	258959	1
Metal door double-wing	–	–	–	–
Glass door single-wing	258960	1	258960	1
Glass door double-wing	–	–	–	–
Rear panel	258961	1	258961	1
Top / Bottom / Base:				
Bottom /Top cover (top-mounted)	254966	1	258868	1
Bottom /Top cover with 2 holes (top-mounted)	285144	1	285145	1
Top cover with 4 fan openings	254988	1	254989	1
Blind plate for fan opening	254978	1	254978	1
Top structure	254983	1	258871	1
Top structure with ventilation slots	254994	1	258873	1
Bottom /Top cover (bottom-mounted)	254965	1	258875	1
Bottom /Top cover with 2 holes (bottom-mounted)	285138	1	285139	1
Bottom cover with plug-in filter module	254957	1	254958	1
Base, height 100 mm	255320	1	258878	1
Base with louvers, height 100 mm	255332	1	258880	1
Base anti-topple with louvers, height 100 mm	–	–	107432	1
Base, height 200 mm	255322	1	258882	1
Base with louvers, height 200 mm	255334	1	258884	1
Interior Layout - Fixed Frame:				
Fixed frame - Variant 1	258963	1	258969	1
Fixed frame - Variant 2	–	–	–	–
Fixed frame - Variant 3	258964	1	258970	1
Fixed frame - Variant 4	–	–	–	–
Fixed frame - Variant 5	–	–	–	–
Fixed frame - Variant 6	–	–	–	–
Fixed frame - Variant 7	–	–	–	–
Fixed frame - Variant 8	–	–	–	–
Fixed frame - Variant 9	–	–	–	–
Fixed frame - Variant 10	–	–	–	–
Fixed frame - Variant 11	–	–	–	–
Fixed frame - Variant 12	–	–	–	–
Fixed frame - Variant 13	–	–	–	–
Fixed frame - Variant 14	–	–	–	–
Fixed frame - Variant 15	–	–	–	–
Perforated sheet strip 14U for symmetrical layout	–	–	–	–
Perforated sheet strip 19U for symmetrical layout	–	–	–	–
Perforated sheet strip 23U for symmetrical layout	–	–	–	–
Perforated sheet strip 14U for asymmetrical layout	–	–	–	–
Perforated sheet strip 19U for asymmetrical layout	–	–	–	–
Perforated sheet strip 23U for asymmetrical layout	–	–	–	–
Interior Layout - Swing Frame:				
Swing frame symmetrical	–	–	–	–
Swing frame symmetrical for cross-cabling	–	–	–	–
Swing frame asymmetrical (19″ level - right side)	–	–	–	–
Accessories:				
4 Levelling legs	255424	1	255424	1
4 Universal direction rollers (set)	255001	1	255001	1
4 Eye bolts	255217	1	255217	1
4 Add-on connection elements (set)	254954	1	254955	1
Cable strain relief rail (C-Profile)	255204	1	255204	1
Tie wrap ledge for depth 300 mm	255208	1	255208	1
Tie wrap ledge for depth 400 mm	255210	1	255210	1
Tie wrap ledge for depth 600 mm	–	–	255212	1
Tie wrap ledge for mounting onto base	103173	1	103174	1
Tie wrap ledge for 19″ width	255206	1	255206	1
Grounding set	255010	1	255010	1
19″ Grounding bar	255012	1	255012	1
Grounding bar - vertical	255014	1	255014	1

EATON
Powering Business Worldwide

Flexible Cabinet NWS - Assembled Height (mm) **1625 / 33U**	WidthxDepth (mm) **800 x 600**		WidthxDepth (mm) **800 x 800**	
Description	Article No.	Units/package	Article No.	Units/package
Base Frame	258971	1	258998	1
Side Panel:				
1 Side panel (order 1 panel for each side)	258953	1	258967	1
Doors or Rear Panel:				
Front				
Metal door single-wing	258973	1	258973	1
Metal door double-wing	258975	1	258975	1
Glass door single-wing	258977	1	258977	1
Glass door double-wing	258979	1	258979	1
Rear				
Metal door single-wing	258981	1	258981	1
Metal door double-wing	258982	1	258982	1
Glass door single-wing	258983	1	258983	1
Glass door double-wing	258984	1	258984	1
Rear panel	258985	1	258985	1
Top / Bottom / Base:				
Bottom /Top cover (top-mounted)	254969	1	254972	1
Bottom /Top cover with 2 holes (top-mounted)	285147	1	285148	1
Top cover with 4 fan openings	254991	1	254992	1
Blind plate for fan opening	254978	1	254978	1
Top structure	254985	1	254987	1
Top structure with ventilation slots	254996	1	254998	1
Bottom /Top cover (bottom-mounted)	254968	1	254971	1
Bottom /Top cover with 2 holes (bottom-mounted)	285141	1	285142	1
Bottom cover with plug-in filter module	254961	1	254963	1
Base, height 100 mm	255324	1	255328	1
Base with louvers, height 100 mm	255336	1	255340	1
Base anti-topple with louvers, height 100 mm	–	–	107434	1
Base, height 200 mm	255326	1	255330	1
Base with louvers, height 200 mm	255338	1	255342	1
Interior Layout - Fixed Frame:				
Fixed frame - Variant 1	258987	1	259000	1
Fixed frame - Variant 2	258988	1	259001	1
Fixed frame - Variant 3	258989	1	259002	1
Fixed frame - Variant 4	258990	1	259003	1
Fixed frame - Variant 5	258991	1	259004	1
Fixed frame - Variant 6	–	–	–	–
Fixed frame - Variant 7	–	–	–	–
Fixed frame - Variant 8	–	–	–	–
Fixed frame - Variant 9	–	–	–	–
Fixed frame - Variant 10	–	–	–	–
Fixed frame - Variant 11	–	–	–	–
Fixed frame - Variant 12	–	–	–	–
Fixed frame - Variant 13	–	–	–	–
Fixed frame - Variant 14	–	–	–	–
Fixed frame - Variant 15	–	–	–	–
U-angle	106082	1	106082	1
Perforated sheet strip 14U for symmetrical layout	255299	1	255299	1
Perforated sheet strip 19U for symmetrical layout	255301	1	255301	1
Perforated sheet strip 23U for symmetrical layout	–	–	–	–
Perforated sheet strip 14U for asymmetrical layout	–	–	–	–
Perforated sheet strip 19U for asymmetrical layout	–	–	–	–
Perforated sheet strip 23U for asymmetrical layout	–	–	–	–
Interior Layout - Swing Frame:				
Swing frame symmetrical	258992	1	259005	1
Swing frame symmetrical for cross-cabling	258994	1	259006	1
Swing frame asymmetrical (19″ level - right side)	258996	1	259007	1
Accessories:				
4 Levelling legs	255424	1	255424	1
4 Universal direction rollers (set)	255001	1	255001	1
4 Eye bolts	255217	1	255217	1
4 Add-on connection elements (set)	254954	1	254955	1
Cable strain relief rail (C-Profile)	255204	1	255204	1
Tie wrap ledge for depth 300 mm	255208	1	255208	1
Tie wrap ledge for depth 400 mm	255210	1	255210	1
Tie wrap ledge for depth 600 mm	–	–	255212	1
Tie wrap ledge for mounting onto base	103173	1	103174	1
Tie wrap ledge for 19″ width	255206	1	255206	1
Grounding set	255010	1	255010	1
19″ Grounding bar	255012	1	255012	1
Grounding bar - vertical	255014	1	255014	1

Flexible Cabinet NWS - Assembled Height (mm) **1805 / 37U**	WidthxDepth (mm) **600 x 600**		WidthxDepth (mm) **600 x 800**	
Description	Article No.	Units/package	Article No.	Units/package
Base Frame	255149	1	258866	1
Side Panel:				
1 Side panel (order 1 panel for each side)	255406	1	255412	1
Doors or Rear Panel:				
Front				
Metal door single-wing	255228	1	255228	1
Metal door double-wing	–	–	–	–
Glass door single-wing	255170	1	255170	1
Glass door double-wing	–	–	–	–
Rear				
Metal door single-wing	255227	1	255227	1
Metal door double-wing	–	–	–	–
Glass door single-wing	255169	1	255169	1
Glass door double-wing	–	–	–	–
Rear panel	255269	1	255269	1
Top / Bottom / Base:				
Bottom /Top cover (top-mounted)	254966	1	258868	1
Bottom /Top cover with 2 holes (top-mounted)	285144	1	285145	1
Top cover with 4 fan openings	254988	1	254989	1
Blind plate for fan opening	254978	1	254978	1
Top structure	254983	1	258871	1
Top structure with ventilation slots	254994	1	258873	1
Bottom /Top cover (bottom-mounted)	254965	1	258875	1
Bottom /Top cover with 2 holes (bottom-mounted)	285138	1	285139	1
Bottom cover with plug-in filter module	254957	1	254958	1
Base, height 100 mm	255320	1	258878	1
Base with louvers, height 100 mm	255332	1	258880	1
Base anti-topple with louvers, height 100 mm	–	–	107432	1
Base, height 200 mm	255322	1	258882	1
Base with louvers, height 200 mm	255334	1	258884	1
Interior Layout - Fixed Frame:				
Fixed frame - Variant 1	255047	1	258886	1
Fixed frame - Variant 2	–	–	–	–
Fixed frame - Variant 3	255098	1	258887	1
Fixed frame - Variant 4	–	–	–	–
Fixed frame - Variant 5	–	–	–	–
Fixed frame - Variant 6	–	–	–	–
Fixed frame - Variant 7	–	–	–	–
Fixed frame - Variant 8	–	–	–	–
Fixed frame - Variant 9	–	–	–	–
Fixed frame - Variant 10	–	–	–	–
Fixed frame - Variant 11	–	–	–	–
Fixed frame - Variant 12	–	–	–	–
Fixed frame - Variant 13	–	–	–	–
Fixed frame - Variant 14	–	–	–	–
Fixed frame - Variant 15	–	–	–	–
Perforated sheet strip 14U for symmetrical layout	–	–	–	–
Perforated sheet strip 19U for symmetrical layout	–	–	–	–
Perforated sheet strip 23U for symmetrical layout	–	–	–	–
Perforated sheet strip 14U for asymmetrical layout	–	–	–	–
Perforated sheet strip 19U for asymmetrical layout	–	–	–	–
Perforated sheet strip 23U for asymmetrical layout	–	–	–	–
Interior Layout - Swing Frame:				
Swing frame symmetrical	–	–	–	–
Swing frame symmetrical for cross-cabling	–	–	–	–
Swing frame asymmetrical (19″ level - right side)	–	–	–	–
Accessories:				
4 Levelling legs	255424	1	255424	1
4 Universal direction rollers (set)	255001	1	255001	1
4 Eye bolts	255217	1	255217	1
4 Add-on connection elements (set)	254954	1	254955	1
Cable strain relief rail (C-Profile)	255204	1	255204	1
Tie wrap ledge for depth 300 mm	255208	1	255208	1
Tie wrap ledge for depth 400 mm	255210	1	255210	1
Tie wrap ledge for depth 600 mm	–	–	255212	1
Tie wrap ledge for mounting onto base	103173	1	103174	1
Tie wrap ledge for 19″ width	255206	1	255206	1
Grounding set	255010	1	255010	1
19″ Grounding bar	255012	1	255012	1
Grounding bar - vertical	255014	1	255014	1

Flexible Cabinet NWS - Assembled Height (mm) **1805 / 37U**	WidthxDepth (mm) **800 x 600**		WidthxDepth (mm) **800 x 800**	
Description	Article No.	Units/package	Article No.	Units/package
Base Frame	255157	1	255163	1
Side Panel:				
1 Side panel (order 1 panel for each side)	255406	1	255412	1
Doors or Rear Panel:				
Front				
Metal door single-wing	255237	1	255237	1
Metal door double-wing	255246	1	255246	1
Glass door single-wing	255179	1	255179	1
Glass door double-wing	255188	1	255188	1
Rear				
Metal door single-wing	255236	1	255236	1
Metal door double-wing	255245	1	255245	1
Glass door single-wing	255178	1	255178	1
Glass door double-wing	255187	1	255187	1
Rear panel	255275	1	255275	1
Top / Bottom / Base:				
Bottom /Top cover (top-mounted)	254969	1	254972	1
Bottom /Top cover with 2 holes (top-mounted)	285147	1	285148	1
Top cover with 4 fan openings	254991	1	254992	1
Blind plate for fan opening	254978	1	254978	1
Top structure	254985	1	254987	1
Top structure with ventilation slots	254996	1	254998	1
Bottom /Top cover (bottom-mounted)	254968	1	254971	1
Bottom /Top cover with 2 holes (bottom-mounted)	285141	1	285142	1
Bottom cover with plug-in filter module	254961	1	254963	1
Base, height 100 mm	255324	1	255328	1
Base with louvers, height 100 mm	255336	1	255340	1
Base anti-topple with louvers, height 100 mm	–	–	107434	1
Base, height 200 mm	255326	1	255330	1
Base with louvers, height 200 mm	255338	1	255342	1
Interior Layout - Fixed Frame:				
Fixed frame - Variant 1	255051	1	255054	1
Fixed frame - Variant 2	255093	1	255096	1
Fixed frame - Variant 3	255104	1	255107	1
Fixed frame - Variant 4	255111	1	255114	1
Fixed frame - Variant 5	255117	1	255120	1
Fixed frame - Variant 6	255123	1	255126	1
Fixed frame - Variant 7	255129	1	255132	1
Fixed frame - Variant 8	255135	1	255138	1
Fixed frame - Variant 9	255141	1	255144	1
Fixed frame - Variant 10	255057	1	255060	1
Fixed frame - Variant 11	255063	1	255066	1
Fixed frame - Variant 12	255069	1	255072	1
Fixed frame - Variant 13	255075	1	255078	1
Fixed frame - Variant 14	255081	1	255084	1
Fixed frame - Variant 15	255087	1	255090	1
U-angle	106082	1	106082	1
Perforated sheet strip 14U for symmetrical layout	255299	1	255299	1
Perforated sheet strip 19U for symmetrical layout	–	–	–	–
Perforated sheet strip 23U for symmetrical layout	255303	1	255303	1
Perforated sheet strip 14U for asymmetrical layout	255293	1	255293	1
Perforated sheet strip 19U for asymmetrical layout	–	–	–	–
Perforated sheet strip 23U for asymmetrical layout	255297	1	255297	1
Interior Layout - Swing Frame:				
Swing frame symmetrical	255357	1	255362	1
Swing frame symmetrical for cross-cabling	255366	1	255371	1
Swing frame asymmetrical (19" level - right side)	255344	1	255349	1
Accessories:				
4 Levelling legs	255424	1	255424	1
4 Universal direction rollers (set)	255001	1	255001	1
4 Eye bolts	255217	1	255217	1
4 Add-on connection elements (set)	254954	1	254955	1
Cable strain relief rail (C-Profile)	255204	1	255204	1
Tie wrap ledge for depth 300 mm	255208	1	255208	1
Tie wrap ledge for depth 400 mm	255210	1	255210	1
Tie wrap ledge for depth 600 mm	–	–	255212	1
Tie wrap ledge for mounting onto base	103173	1	103174	1
Tie wrap ledge for 19" width	255206	1	255206	1
Grounding set	255010	1	255010	1
19" Grounding bar	255012	1	255012	1
Grounding bar - vertical	255014	1	255014	1

Flexible Cabinet NWS - Assembled Height (mm) **2025 / 42U**	WidthxDepth (mm) **600 x 600**		WidthxDepth (mm) **600 x 800**	
Description	Article No.	Units/package	Article No.	Units/package
Base Frame	255151	1	255154	1
Side Panel:				
1 Side panel (order 1 panel for each side)	255408	1	255414	1
Doors or Rear Panel:				
Front				
Metal door single-wing	255231	1	255231	1
Metal door double-wing	–	–	–	–
Metal door single-wing - perforated	106058	1	106058	1
Glass door single-wing	255173	1	255173	1
Glass door double-wing	–	–	–	–
Glass door single-wing - perforated	106064	1	106064	1
Rear				
Metal door single-wing	255230	1	255230	1
Metal door double-wing	–	–	–	–
Metal door single-wing - perforated	106057	1	106057	1
Glass door single-wing	255172	1	255172	1
Glass door double-wing	–	–	–	–
Glass door single-wing - perforated	106063	1	106063	1
Rear panel	255271	1	255271	1
Top / Bottom / Base:				
Bottom /Top cover (top-mounted)	254966	1	258868	1
Bottom /Top cover with 2 holes (top-mounted)	285144	1	285145	1
Top cover with 4 fan openings	254988	1	254989	1
Blind plate for fan opening	254978	1	254978	1
Top structure	254983	1	258871	1
Top structure with ventilation slots	254994	1	258873	1
Bottom /Top cover (bottom-mounted)	254965	1	258875	1
Bottom /Top cover with 2 holes (bottom-mounted)	285138	1	285139	1
Bottom cover with plug-in filter module	254957	1	254958	1
Base, height 100 mm	255320	1	258878	1
Base with louvers, height 100 mm	255332	1	258880	1
Base anti-topple with louvers, height 100 mm	–	–	107432	1
Base, height 200 mm	255322	1	258882	1
Base with louvers, height 200 mm	255334	1	258884	1
Interior Layout - Fixed Frame:				
Fixed frame - Variant 1	255048	1	258889	1
Fixed frame - Variant 2	–	–	–	–
Fixed frame - Variant 3	255099	1	255101	1
Fixed frame - Variant 4	–	–	–	–
Fixed frame - Variant 5	–	–	–	–
Fixed frame - Variant 6	–	–	–	–
Fixed frame - Variant 7	–	–	–	–
Fixed frame - Variant 8	–	–	–	–
Fixed frame - Variant 9	–	–	–	–
Fixed frame - Variant 10	–	–	–	–
Fixed frame - Variant 11	–	–	–	–
Fixed frame - Variant 12	–	–	–	–
Fixed frame - Variant 13	–	–	–	–
Fixed frame - Variant 14	–	–	–	–
Fixed frame - Variant 15	–	–	–	–
Perforated sheet strip 14U for symmetrical layout	–	–	–	–
Perforated sheet strip 19U for symmetrical layout	–	–	–	–
Perforated sheet strip 23U for symmetrical layout	–	–	–	–
Perforated sheet strip 14U for asymmetrical layout	–	–	–	–
Perforated sheet strip 19U for asymmetrical layout	–	–	–	–
Perforated sheet strip 23U for asymmetrical layout	–	–	–	–
Interior Layout - Swing Frame:				
Swing frame symmetrical	–	–	–	–
Swing frame symmetrical for cross-cabling	–	–	–	–
Swing frame asymmetrical (19″ level - right side)	–	–	–	–
Accessories:				
4 Levelling legs	255424	1	255424	1
4 Universal direction rollers (set)	255001	1	255001	1
4 Eye bolts	255217	1	255217	1
4 Add-on connection elements (set)	254954	1	254955	1
Cable strain relief rail (C-Profile)	255204	1	255204	1
Tie wrap ledge for depth 300 mm	255208	1	255208	1
Tie wrap ledge for depth 400 mm	255210	1	255210	1
Tie wrap ledge for depth 600 mm	–	–	255212	1
Tie wrap ledge for mounting onto base	103173	1	103174	1
Tie wrap ledge for 19″ width	255206	1	255206	1
Grounding set	255010	1	255010	1
19″ Grounding bar	255012	1	255012	1
Grounding bar - vertical	255014	1	255014	1

Flexible Cabinet NWS - Assembled Height (mm) **2025 / 42U**	WidthxDepth (mm) **600 x 1000**		WidthxDepth (mm) **800 x 600**	
Description	Article No.	Units/package	Article No.	Units/package
Base Frame	259008	1	255159	1
Side Panel:				
1 Side panel (order 1 panel for each side)	255417	1	255408	1
Doors or Rear Panel:				
Front				
Metal door single-wing	255231	1	255240	1
Metal door double-wing	–	–	255249	1
Metal door single-wing - perforated	106058	1	106061	1
Glass door single-wing	255173	1	255182	1
Glass door double-wing	–	–	255191	1
Glass door single-wing - perforated	106064	1	106067	1
Rear				
Metal door single-wing	255230	1	255239	1
Metal door double-wing	–	–	255248	1
Metal door single-wing perforated	106057	1	106060	1
Glass door single-wing	255172	1	255181	1
Glass door double-wing	–	–	255190	1
Glass door single-wing - perforated	106063	1	106066	1
Rear panel	255271	1	255277	1
Top / Bottom / Base:				
Bottom /Top cover (top-mounted)	259011	1	254969	1
Bottom /Top cover with 2 holes (top-mounted)	285146	1	285147	1
Top cover with 8/4 fan openings	259013	1	254991	1
Blind plate for fan opening	254978	1	254978	1
Top structure	–	–	254985	1
Top structure with ventilation slots	–	–	254996	1
Bottom /Top cover (bottom-mounted)	259015	1	254968	1
Bottom /Top cover with 2 holes (bottom-mounted)	285140	1	285141	1
Bottom cover with plug-in filter module	259016	1	254961	1
Base, height 100 mm	259018	1	255324	1
Base with louvers, height 100 mm	259020	1	255336	1
Base anti-topple with louvers, height 100 mm	107433	1	–	–
Base, height 200 mm	259022	1	255326	1
Base with louvers, height 200 mm	259024	1	255338	1
Interior Layout - Fixed Frame:				
Fixed frame - Variant 1	259026	1	255052	1
Fixed frame - Variant 2	–	–	255094	1
Fixed frame - Variant 3	259027	1	255105	1
Fixed frame - Variant 4	–	–	255112	1
Fixed frame - Variant 5	–	–	255118	1
Fixed frame - Variant 6	–	–	255124	1
Fixed frame - Variant 7	–	–	255130	1
Fixed frame - Variant 8	–	–	255136	1
Fixed frame - Variant 9	–	–	255142	1
Fixed frame - Variant 10	–	–	255058	1
Fixed frame - Variant 11	–	–	255064	1
Fixed frame - Variant 12	–	–	255070	1
Fixed frame - Variant 13	–	–	255076	1
Fixed frame - Variant 14	–	–	255082	1
Fixed frame - Variant 15	–	–	255088	1
U-angle	–	–	106082	1
Perforated sheet strip 14U for symmetrical layout	–	–	–	–
Perforated sheet strip 19U for symmetrical layout	–	–	255301	1
Perforated sheet strip 23U for symmetrical layout	–	–	255303	1
Perforated sheet strip 14U for asymmetrical layout	–	–	–	–
Perforated sheet strip 19U for asymmetrical layout	–	–	255295	1
Perforated sheet strip 23U for asymmetrical layout	–	–	255297	1
Interior Layout - Swing Frame:				
Swing frame symmetrical	–	–	255359	1
Swing frame symmetrical for cross-cabling	–	–	255368	1
Swing frame asymmetrical (19″ level - right side)	–	–	255346	1
Accessories:				
4 Levelling legs	255424	1	255424	1
4 Universal direction rollers (set)	255001	1	255001	1
4 Eye bolts	255217	1	255217	1
4 Add-on connection elements (set)	259028	1	254954	1
Cable strain relief rail (C-Profile)	255204	1	255204	1
Tie wrap ledge for depth 300 mm	255208	1	255208	1
Tie wrap ledge for depth 400 mm	255210	1	255210	1
Tie wrap ledge for depth 600 mm	255212	1	–	–
Tie wrap ledge for depth 740 mm	101975	1	–	–
Tie wrap ledge for mounting onto base	103175	1	103173	1
Tie wrap ledge for 19″ width	255206	1	255206	1
Grounding set	255010	1	255010	1
19″ Grounding bar	255012	1	255012	1
Grounding bar - vertical	255014	1	255014	1

Flexible Cabinet NWS - Assembled Height (mm) **2025 / 42U**	WidthxDepth (mm) **800 x 800**		WidthxDepth (mm) **800 x 1000**	
Description	Article No.	Units/package	Article No.	Units/package
Base Frame	255165	1	255155	1
Side Panel:				
1 Side panel (order 1 panel for each side)	255414	1	255417	1
Doors or Rear Panel:				
Front				
Metal door single-wing	255240	1	255240	1
Metal door double-wing	255249	1	255249	1
Metal door single-wing - perforated	106061	1	106061	1
Glass door single-wing	255182	1	255182	1
Glass door double-wing	255191	1	255191	1
Glass door single-wing - perforated	106067	1	106067	1
Rear				
Metal door single-wing	255239	1	255239	1
Metal door double-wing	255248	1	255248	1
Metal door single-wing - perforated	106060	1	106060	1
Glass door single-wing	255181	1	255181	1
Glass door double-wing	255190	1	255190	1
Glass door single-wing - perforated	106066	1	106066	1
Rear panel	255277	1	255277	1
Top / Bottom / Base:				
Bottom /Top cover (top-mounted)	254972	1	259036	1
Bottom /Top cover with 2 holes (top-mounted)	285148	1	285149	1
Top cover with 4/8 fan openings	254992	1	254990	1
Blind plate for fan opening	254978	1	254978	1
Top structure	254987	1	–	–
Top structure with ventilation slots	254998	1	–	–
Bottom /Top cover (bottom-mounted)	254971	1	259039	1
Bottom /Top cover with 2 holes (bottom-mounted)	285142	1	285143	1
Bottom cover with plug-in filter module	254963	1	254959	1
Base, height 100 mm	255328	1	259041	1
Base with louvers, height 100 mm	255340	1	259043	1
Base anti-topple with louvers, height 100 mm	107434	1	107435	1
Base, height 200 mm	255330	1	259045	1
Base with louvers, height 200 mm	255342	1	259047	1
Interior Layout - Fixed Frame:				
Fixed frame - Variant 1	255050	1	259049	1
Fixed frame - Variant 2	255092	1	259050	1
Fixed frame - Variant 3	255102	1	255103	1
Fixed frame - Variant 4	255109	1	255110	1
Fixed frame - Variant 5	255116	1	259051	1
Fixed frame - Variant 6	255122	1	–	–
Fixed frame - Variant 7	255128	1	–	–
Fixed frame - Variant 8	255134	1	–	–
Fixed frame - Variant 9	255140	1	–	–
Fixed frame - Variant 10	255056	1	–	–
Fixed frame - Variant 11	255062	1	–	–
Fixed frame - Variant 12	255068	1	–	–
Fixed frame - Variant 13	255074	1	–	–
Fixed frame - Variant 14	255080	1	–	–
Fixed frame - Variant 15	255086	1	–	–
U-angle	106082	1	106082	1
Perforated sheet strip 14U for symmetrical layout	–	–	–	–
Perforated sheet strip 19U for symmetrical layout	255301	1	255301	1
Perforated sheet strip 23U for symmetrical layout	255303	1	255303	1
Perforated sheet strip 14U for asymmetrical layout	–	–	–	–
Perforated sheet strip 19U for asymmetrical layout	255295	1	–	–
Perforated sheet strip 23U for asymmetrical layout	255297	1	–	–
Interior Layout - Swing Frame:				
Swing frame symmetrical	255363	1	–	–
Swing frame symmetrical for cross-cabling	255372	1	–	–
Swing frame asymmetrical (19″ level - right side)	255350	1	–	–
Accessories:				
4 Levelling legs	255424	1	255424	1
4 Universal direction rollers (set)	255001	1	255001	1
4 Eye bolts	255217	1	255217	1
4 Add-on connection elements (set)	254955	1	259028	1
Cable strain relief rail (C-Profile)	255204	1	255204	1
Tie wrap ledge for depth 300 mm	255208	1	255208	1
Tie wrap ledge for depth 400 mm	255210	1	255210	1
Tie wrap ledge for depth 600 mm	255212	1	255212	1
Tie wrap ledge for depth 740 mm	–	–	101975	1
Tie wrap ledge for mounting onto base	103174	1	103175	1
Tie wrap ledge for 19″ width	255206	1	255206	1
Grounding set	255010	1	255010	1
19″ Grounding bar	255012	1	255012	1
Grounding bar - vertical	255014	1	255014	1

EATON
Powering Business Worldwide

Flexible Cabinet NWS - Assembled Height (mm) **2205 / 46U**	WidthxDepth (mm) **600 x 600**		WidthxDepth (mm) **600 x 800**	
Description	Article No.	Units/package	Article No.	Units/package
Base Frame	255153	1	258890	1
Side Panel:				
1 Side panel (order 1 panel for each side)	255410	1	255416	1
Doors or Rear Panel:				
Front				
Metal door single-wing	255234	1	255234	1
Metal door double-wing	–	–	–	–
Metal door single-wing - perforated	106070	1	106070	1
Glass door single-wing	255176	1	255176	1
Glass door double-wing	–	–	–	–
Glass door single-wing - perforated	106076	1	106076	1
Rear				
Metal door single-wing	255233	1	255233	1
Metal door double-wing	–	–	–	–
Metal door single-wing - perforated	106069	1	106069	1
Glass door single-wing	255175	1	255175	1
Glass door double-wing	–	–	–	–
Glass door single-wing - perforated	106075	1	106075	1
Rear panel	255273	1	255273	1
Top / Bottom / Base:				
Bottom /Top cover (top-mounted)	254966	1	258868	1
Bottom /Top cover with 2 holes (top-mounted)	285144	1	285145	1
Top cover with 4 fan openings	254988	1	254989	1
Blind plate for fan opening	254978	1	254978	1
Top structure	254983	1	258871	1
Top structure with ventilation slots	254994	1	258873	1
Bottom /Top cover (bottom-mounted)	254965	1	258875	1
Bottom /Top cover with 2 holes (bottom-mounted)	285138	1	285139	1
Bottom cover with plug-in filter module	254957	1	254958	1
Base, height 100 mm	255320	1	258878	1
Base with louvers, height 100 mm	255332	1	258880	1
Base anti-topple with louvers, height 100 mm	–	–	107432	1
Base, height 200 mm	255322	1	258882	1
Base with louvers, height 200 mm	255334	1	258884	1
Interior Layout - Fixed Frame:				
Fixed frame - Variant 1	255049	1	258892	1
Fixed frame - Variant 2	–	–	–	–
Fixed frame - Variant 3	255100	1	258893	1
Fixed frame - Variant 4	–	–	–	–
Fixed frame - Variant 5	–	–	–	–
Fixed frame - Variant 6	–	–	–	–
Fixed frame - Variant 7	–	–	–	–
Fixed frame - Variant 8	–	–	–	–
Fixed frame - Variant 9	–	–	–	–
Fixed frame - Variant 10	–	–	–	–
Fixed frame - Variant 11	–	–	–	–
Fixed frame - Variant 12	–	–	–	–
Fixed frame - Variant 13	–	–	–	–
Fixed frame - Variant 14	–	–	–	–
Fixed frame - Variant 15	–	–	–	–
Perforated sheet strip 14U for symmetrical layout	–	–	–	–
Perforated sheet strip 19U for symmetrical layout	–	–	–	–
Perforated sheet strip 23U for symmetrical layout	–	–	–	–
Perforated sheet strip 14U for asymmetrical layout	–	–	–	–
Perforated sheet strip 19U for asymmetrical layout	–	–	–	–
Perforated sheet strip 23U for asymmetrical layout	–	–	–	–
Interior Layout - Swing Frame:				
Swing frame symmetrical	–	–	–	–
Swing frame symmetrical for cross-cabling	–	–	–	–
Swing frame asymmetrical (19″ level - right side)	–	–	–	–
Accessories:				
4 Levelling legs	255424	1	255424	1
4 Universal direction rollers (set)	255001	1	255001	1
4 Eye bolts	255217	1	255217	1
4 Add-on connection elements (set)	254954	1	254955	1
Cable strain relief rail (C-Profile)	255204	1	255204	1
Tie wrap ledge for depth 300 mm	255208	1	255208	1
Tie wrap ledge for depth 400 mm	255210	1	255210	1
Tie wrap ledge for depth 600 mm	–	–	255212	1
Tie wrap ledge for mounting onto base	103173	1	103174	1
Tie wrap ledge for 19″ width	255206	1	255206	1
Grounding set	255010	1	255010	1
19″ Grounding bar	255012	1	255012	1
Grounding bar - vertical	255014	1	255014	1

EATON
Powering Business Worldwide

Flexible Cabinet NWS - Assembled Height (mm) **2205 / 46U**	WidthxDepth (mm) **600 x 1000**		WidthxDepth (mm) **800 x 600**	
Description	Article No.	Units/package	Article No.	Units/package
Base Frame	259029	1	255161	1
Side Panel:				
1 Side panel (order 1 panel for each side)	259031	1	255410	1
Doors or Rear Panel:				
Front				
Metal door single-wing	255234	1	255243	1
Metal door double-wing	–	–	255252	1
Metal door single-wing - perforated	106070	1	106073	1
Glass door single-wing	255176	1	255185	1
Glass door double-wing	–	–	255194	1
Glass door single-wing - perforated	106076	1	106079	1
Rear				
Metal door single-wing	255233	1	255242	1
Metal door double-wing	–	–	255251	1
Metal door single-wing - perforated	106069	1	106072	1
Glass door single-wing	255175	1	255184	1
Glass door double-wing	–	–	255193	1
Glass door single-wing - perforated	106075	1	106078	1
Rear panel	255273	1	255279	1
Top / Bottom / Base:				
Bottom / Top cover (top-mounted)	259011	1	254969	1
Bottom / Top cover with 2 holes (top-mounted)	285146	1	285147	1
Top cover with 8/4 fan openings	259013	1	254991	1
Blind plate for fan opening	254978	1	254978	1
Top structure	–	–	254985	1
Top structure with ventilation slots	–	–	254996	1
Bottom / Top cover (bottom-mounted)	259015	1	254968	1
Bottom / Top cover with 2 holes (bottom-mounted)	285140	1	285141	1
Bottom cover with plug-in filter module	259016	1	254961	1
Base, height 100 mm	259018	1	255324	1
Base with louvers, height 100 mm	259020	1	255336	1
Base anti-topple with louvers, height 100 mm	107433	1	–	–
Base, height 200 mm	259022	1	255326	1
Base with louvers height 200 mm	259024	1	255338	1
Interior Layout - Fixed Frame:				
Fixed frame - Variant 1	259033	1	255053	1
Fixed frame - Variant 2	–	–	255095	1
Fixed frame - Variant 3	259034	1	255106	1
Fixed frame - Variant 4	–	–	255113	1
Fixed frame - Variant 5	–	–	255119	1
Fixed frame - Variant 6	–	–	255125	1
Fixed frame - Variant 7	–	–	255131	1
Fixed frame - Variant 8	–	–	255137	1
Fixed frame - Variant 9	–	–	255143	1
Fixed frame - Variant 10	–	–	255059	1
Fixed frame - Variant 11	–	–	255065	1
Fixed frame - Variant 12	–	–	255071	1
Fixed frame - Variant 13	–	–	255077	1
Fixed frame - Variant 14	–	–	255083	1
Fixed frame - Variant 15	–	–	255089	1
U-angle	–	–	106082	1
Perforated sheet strip 14U for symmetrical layout	–	–	–	–
Perforated sheet strip 19U for symmetrical layout	–	–	–	–
Perforated sheet strip 23U for symmetrical layout	–	–	255303 [1]	1
Perforated sheet strip 14U for asymmetrical layout	–	–	–	–
Perforated sheet strip 19U for asymmetrical layout	–	–	–	–
Perforated sheet strip 23U for asymmetrical layout	–	–	255297 [1]	1
Interior Layout - Swing Frame:				
Swing frame symmetrical	–	–	255361	1
Swing frame symmetrical for cross-cabling	–	–	255370	1
Swing frame asymmetrical (19" level - right side)	–	–	255348	1
Accessories:				
4 Levelling legs	255424	1	255424	1
4 Universal direction rollers (set)	255001	1	255001	1
4 Eye bolts	255217	1	255217	1
4 Add-on connection elements (set)	259028	1	254954	1
Cable strain relief rail (C-Profile)	255204	1	255204	1
Tie wrap ledge for depth 300 mm	255208	1	255208	1
Tie wrap ledge for depth 400 mm	255210	1	255210	1
Tie wrap ledge for depth 600 mm	255212	1	–	–
Tie wrap ledge for depth 740 mm	101975	1	–	–
Tie wrap ledge for mounting onto base	103175	1	103173	1
Tie wrap ledge for 19" width	255206	1	255206	1
Grounding set	255010	1	255010	1
19" Grounding bar	255012	1	255012	1
Grounding bar - vertical	255014	1	255014	1

[1] order twice the quantity

EATON Powering Business Worldwide

Flexible Cabinet NWS - Assembled Height (mm) **2205 / 46U**	WidthxDepth (mm) **800 x 800**		WidthxDepth (mm) **800 x 1000**	
Description	Article No.	Units/package	Article No.	Units/package
Base Frame	255167	1	259052	1
Side Panel:				
1 Side panel (order 1 panel for each side)	255416	1	259031	1
Doors or Rear Panel:				
Front				
Metal door single-wing	255243	1	255243	1
Metal door double-wing	255252	1	255252	1
Metal door single-wing - perforated	106073	1	106073	1
Glass door single-wing	255185	1	255185	1
Glass door double-wing	255194	1	255194	1
Glass door single-wing - perforated	106079	1	106079	1
Rear				
Metal door single-wing	255242	1	255242	1
Metal door double-wing	255251	1	255251	1
Metal door single-wing - perforated	106072	1	106072	1
Glass door single-wing	255184	1	255184	1
Glass door double-wing	255193	1	255193	1
Glass door single-wing - perforated	106078	1	106078	1
Rear panel	255279	1	255279	1
Top / Bottom / Base:				
Bottom /Top cover (top-mounted)	254972	1	259036	1
Bottom /Top cover with 2 holes (top-mounted)	285148	1	285149	1
Top cover with 4/8 fan openings	254992	1	254990	1
Blind plate for fan opening	254978	1	254978	1
Top structure	254987	1	–	–
Top structure with ventilation slots	254998	1	–	–
Bottom /Top cover (bottom-mounted)	254971	1	259039	1
Bottom /Top cover with 2 holes (bottom-mounted)	285142	1	285143	1
Bottom cover with plug-in filter module	254963	1	254959	1
Base, height 100 mm	255328	1	259041	1
Base with louvers, height 100 mm	255340	1	259043	1
Base anti-topple with louvers, height 100 mm	107434	1	107435	1
Base, height 200 mm	255330	1	259045	1
Base with louvers, height 200 mm	255342	1	259047	1
Interior Layout - Fixed Frame:				
Fixed frame - Variant 1	255055	1	259054	1
Fixed frame - Variant 2	255097	1	259055	1
Fixed frame - Variant 3	255108	1	259056	1
Fixed frame - Variant 4	255115	1	259057	1
Fixed frame - Variant 5	255121	1	259058	1
Fixed frame - Variant 6	255127	1	–	–
Fixed frame - Variant 7	255133	1	–	–
Fixed frame - Variant 8	255139	1	–	–
Fixed frame - Variant 9	255145	1	–	–
Fixed frame - Variant 10	255061	1	–	–
Fixed frame - Variant 11	255067	1	–	–
Fixed frame - Variant 12	255073	1	–	–
Fixed frame - Variant 13	255079	1	–	–
Fixed frame - Variant 14	255085	1	–	–
Fixed frame - Variant 15	255091	1	–	–
U-angle	106082	1	106082	1
Perforated sheet strip 14U for symmetrical layout	–	–	–	–
Perforated sheet strip 19U for symmetrical layout	–	–	–	–
Perforated sheet strip 23U for symmetrical layout	255303 [1]	1	255303 [1]	1
Perforated sheet strip 14U for asymmetrical layout	–	–	–	–
Perforated sheet strip 19U for asymmetrical layout	–	–	–	–
Perforated sheet strip 23U for asymmetrical layout	255297 [1]	1	–	–
Interior Layout - Swing Frame:				
Swing frame symmetrical	255364	1	–	–
Swing frame symmetrical for cross-cabling	255373	1	–	–
Swing frame asymmetrical (19″ level - right side)	255351	1	–	–
Accessories:				
4 Levelling legs	255424	1	255424	1
4 Universal direction rollers (set)	255001	1	255001	1
4 Eye bolts	255217	1	255217	1
4 Add-on connection elements (set)	254955	1	259028	1
Cable strain relief rail (C-Profile)	255204	1	255204	1
Tie wrap ledge for depth 300 mm	255208	1	255208	1
Tie wrap ledge for depth 400 mm	255210	1	255210	1
Tie wrap ledge for depth 600 mm	255212	1	255212	1
Tie wrap ledge for depth 740 mm	–	–	101975	1
Tie wrap ledge for mounting onto base	103174	1	103175	1
Tie wrap ledge for 19″ width	255206	1	255206	1
Grounding set	255010	1	255010	1
19″ Grounding bar	255012	1	255012	1
Grounding bar - vertical	255014	1	255014	1

[1] order twice the quantity

EATON Powering Business Worldwide

Cabinet Accessories NWS

N4299



Base Frame NWS-GRG

Height x Width x Depth (mm) / for Useful Height (U)		Type Designation	Article No.	Units per package
1180 x 600 x 600	23	NWS-GRG/6612	258895	1
1180 x 600 x 800	23	NWS-GRG/6812	258909	1
1180 x 800 x 600	23	NWS-GRG/8612	258915	1
1180 x 800 x 800	23	NWS-GRG/8812	258942	1
1625 x 600 x 600	33	NWS-GRG/6616	258952	1
1625 x 600 x 800	33	NWS-GRG/6816	258966	1
1625 x 800 x 600	33	NWS-GRG/8616	258972	1
1625 x 800 x 800	33	NWS-GRG/8816	258999	1
1805 x 600 x 600	37	NWS-GRG/6618	255148	1
1805 x 600 x 800	37	NWS-GRG/6818	258867	1
1805 x 800 x 600	37	NWS-GRG/8618	255156	1
1805 x 800 x 800	37	NWS-GRG/8818	255162	1
2025 x 600 x 600	42	NWS-GRG/6620	255150	1
2025 x 600 x 800	42	NWS-GRG/6820	258888	1
2025 x 600 x 1000	42	NWS-GRG/61020	259009	1
2025 x 800 x 600	42	NWS-GRG/8620	255158	1
2025 x 800 x 800	42	NWS-GRG/8820	255164	1
2025 x 800 x 1000	42	NWS-GRG/81020	259035	1
2205 x 600 x 600	46	NWS-GRG/6622	255152	1
2205 x 600 x 800	46	NWS-GRG/6822	258891	1
2205 x 600 x 1000	46	NWS-GRG/61022	259030	1
2205 x 800 x 600	46	NWS-GRG/8622	255160	1
2205 x 800 x 800	46	NWS-GRG/8822	255166	1
2205 x 800 x 1000	46	NWS-GRG/81022	259053	1

N01411



Side Panels NWS-SW

Height x Depth (mm) / for Cabinet (U)		Type Designation	Article No.	Units per package
1180 x 600	23	NWS-SW/0612	258897	1
1180 x 800	23	NWS-SW/0812	258911	1
1625 x 600	33	NWS-SW/0616	258954	1
1625 x 800	33	NWS-SW/0816	258968	1
1805 x 600	37	NWS-SW/0618	255405	1
1805 x 800	37	NWS-SW/0818	255411	1
2025 x 600	42	NWS-SW/0620	255407	1
2025 x 800	42	NWS-SW/0820	255413	1
2025 x 1000	42	NWS-SW/01020	259010	1
2205 x 600	46	NWS-SW/0622	255409	1
2205 x 800	46	NWS-SW/0822	255415	1
2205 x 1000	46	NWS-SW/01022	259032	1

N02704



Side Panel with Metal Door NWS-SW/0820/MTE

Height x Depth (mm) / for Cabinet (U)		Type Designation	Article No.	Units per package
2025 x 800	42	NWS-SW/0820/MTE	285812	1

EATON
Powering Business Worldwide

N01511



Version / Height x Width (mm) / for Cabinet (U)			Type Designation	Article No.	Units per package
Metal Doors NWS-MT					
Single-wing	1180 x 600	23	NWS-MTE/6012	258899	1
Single-wing	1180 x 800	23	NWS-MTE/8012	258917	1
Single-wing	1625 x 600	33	NWS-MTE/6016	258956	1
Single-wing	1625 x 800	33	NWS-MTE/8016	258974	1
Single-wing	1805 x 600	37	NWS-MTE/6018	255226	1
Single-wing	1805 x 800	37	NWS-MTE/8018	255235	1
Single-wing	2025 x 600	42	NWS-MTE/6020	255229	1
Single-wing	2025 x 800	42	NWS-MTE/8020	255238	1
Single-wing	2205 x 600	46	NWS-MTE/6022	255232	1
Single-wing	2205 x 800	46	NWS-MTE/8022	255241	1
Double-wing	1180 x 800	23	NWS-MTZ/8012	258919	1
Double-wing	1625 x 800	33	NWS-MTZ/8016	258976	1
Double-wing	1805 x 800	37	NWS-MTZ/8018	255244	1
Double-wing	2025 x 800	42	NWS-MTZ/8020	255247	1
Double-wing	2205 x 800	46	NWS-MTZ/8022	255250	1

N03406



Version / Height x Width (mm) / for Cabinet (U)			Type Designation	Article No.	Units per package
Metal Doors perforated NWS-MTE/G/					
Single-wing	2025 x 600	42	NWS-MTE/G/6020	106056	1
Single-wing	2025 x 800	42	NWS-MTE/G/8020	106059	1
Single-wing	2205 x 600	46	NWS-MTE/G/6022	106068	1
Single-wing	2205 x 800	46	NWS-MTE/G/8022	106071	1

N01611



Version / Height x Width (mm) / for Cabinet (U)			Type Designation	Article No.	Units per package
Glass Doors NWS-GT					
Single-wing	1180 x 600	23	NWS-GTE/6012	258901	1
Single-wing	1180 x 800	23	NWS-GTE/8012	258921	1
Single-wing	1625 x 600	33	NWS-GTE/6016	258958	1
Single-wing	1625 x 800	33	NWS-GTE/8016	258978	1
Single-wing	1805 x 600	37	NWS-GTE/6018	255168	1
Single-wing	1805 x 800	37	NWS-GTE/8018	255177	1
Single-wing	2025 x 600	42	NWS-GTE/6020	255171	1
Single-wing	2025 x 800	42	NWS-GTE/8020	255180	1
Single-wing	2205 x 600	46	NWS-GTE/6022	255174	1
Single-wing	2205 x 800	46	NWS-GTE/8022	255183	1
Double-wing	1180 x 800	23	NWS-GTZ/8012	258923	1
Double-wing	1625 x 800	33	NWS-GTZ/8016	258980	1
Double-wing	1805 x 800	37	NWS-GTZ/8018	255186	1
Double-wing	2025 x 800	42	NWS-GTZ/8020	255189	1
Double-wing	2205 x 800	46	NWS-GTZ/8022	255192	1

N03306



Version / Height x Width (mm) / for Cabinet (U)			Type Designation	Article No.	Units per package
Glass Doors perforated NWS-GTE/G/					
Single-wing	2025 x 600	42	NWS-GTE/G/6020	106062	1
Single-wing	2025 x 800	42	NWS-GTE/G/8020	106065	1
Single-wing	2205 x 600	46	NWS-GTE/G/6022	106074	1
Single-wing	2205 x 800	46	NWS-GTE/G/8022	106077	1

N00905



Height x Width (mm) / for Cabinet (U)		Type Designation	Article No.	Units per package
Add-on Frame Depth 100 mm NWS-AR/8120				
2025 x 800	42	NWS-AR/8120	106083	1

N01711



Width (mm)	Type Designation	Article No.	Units per package
Decorative Cover NWS-ZB/B.../RAL5017 (Eaton Design)			
600	NWS-ZB/B600/RAL5017	166362	1
800	NWS-ZB/B800/RAL5017	166363	1

N01404



Width (mm)	Type Designation	Article No.	Units per package
Decorative Cover NWS-ZB/B.../RAL5021 (Moeller Design)			
600	NWS-ZB/B600/RAL5021	285150	1
800	NWS-ZB/B800/RAL5021	285151	1

N4499_RW



Height x Width (mm) / for Cabinet (U)		Type Designation	Article No.	Units per package
Rear Panels NWS-RW				
1180 x 600	23	NWS-RW/6012	258905	1
1180 x 800	23	NWS-RW/8012	258929	1
1625 x 600	33	NWS-RW/6016	258962	1
1625 x 800	33	NWS-RW/8016	258986	1
1805 x 600	37	NWS-RW/6018	255268	1
1805 x 800	37	NWS-RW/8018	255274	1
2025 x 600	42	NWS-RW/6020	255270	1
2025 x 800	42	NWS-RW/8020	255276	1
2205 x 600	46	NWS-RW/6022	255272	1
2205 x 800	46	NWS-RW/8022	255278	1

N4899



Width x Depth (mm)	Type Designation	Article No.	Units per package
Bottom / Top Cover NWS-BDA			
600 x 600	NWS-BDA/6600	254964	1
600 x 800	NWS-BDA/6800	258869	1
600 x 1000	NWS-BDA/61000	259012	1
800 x 600	NWS-BDA/8600	254967	1
800 x 800	NWS-BDA/8800	254970	1
800 x 1000	NWS-BDA/81000	259037	1
Spacers - Set of 4	NWS-DI/BO/L25	254999	1

N01304



Width x Depth (mm)	Type Designation	Article No.	Units per package
Bottom / Top Cover with 2 Holes NWS-BDA/2/FLB			
600 x 600	NWS-BDA/2/FLB/6600	285132	1
600 x 800	NWS-BDA/2/FLB/6800	285133	1
600 x 1000	NWS-BDA/2/FLB/61000	285134	1
800 x 600	NWS-BDA/2/FLB/8600	285135	1
800 x 800	NWS-BDA/2/FLB/8800	285136	1
800 x 1000	NWS-BDA/2/FLB/81000	285137	1
Spacers - Set of 4	NWS-DI/BO/L25	254999	1

N01804



Type Designation	Article No.	Units per package
Filter-Fan Sheet NWS-FLB/2F		
NWS-FLB/2F	285130	1

N01904



Type Designation	Article No.	Units per package
Filter-Fan Sheet pre-assembled NWS-FLB/2F-2/EB/LUE/TH/VD		
NWS-FLB/2F-2/EB/LUE/TH/VD	285131	1

N0402



Width x Depth (mm) / Number of fan openings	Type Designation	Article No.	Units per package
Top Cover with 4/8 Fan Openings NWS-DAD/4LUE			
600 x 600 4	NWS-DAD/4LUE/6600	254979	1
600 x 800 4	NWS-DAD/4LUE/6800	258870	1
600 x 1000 8	NWS-DAD/4LUE/61000	259014	1
800 x 600 4	NWS-DAD/4LUE/8600	254980	1
800 x 800 4	NWS-DAD/4LUE/8800	254981	1
800 x 1000 8	NWS-DAD/4LUE/81000	259038	1
Blind plate for fan opening	NWS-BP/4LUE	254977	1

N6399



Version	Type Designation	Article No.	Units per package
Built-in Fan NWS-EB/LUE			
Accessory	NWS-EB/LUE	255003	1
Assembled	NWS-EB/LUE/M	285047	1

N01807



Version	Type Designation	Article No.	Units per package
Adjustable Thermostat - Make Contact NWS-TH/ESB/SK			
Accessory	NWS-TH/ESB/SK	255418	1
Assembled	NWS-TH/ESB/SK/M	285049	1

N01907



Version	Type Designation	Article No.	Units per package
Adjustable Thermostat - Change-Over Contact NWS-TH/ESB/WK			
Accessory	NWS-TH/ESB/WK	255419	1
Assembled	NWS-TH/ESB/WK/M	285048	1

N5701



Version	Type Designation	Article No.	Units per package
Fan Wiring NWS-VD/LUE			
Accessory	NWS-VD/LUE	285120	1
Assembled	NWS-VD/LUE/M	255422	1

N01007



Width x Depth (mm)	No. of fan	max. no. of fans	Type Designation	Article No.	Units per package
Top Cover with Fan NWS-DAD/.LUE/...-./EB/LUE/TH/VD					
800 x 800	2	4	NWS-DAD/4LUE/8800-2/EB/LUE/TH/VD	263809	1
800 x 800	4	4	NWS-DAD/4LUE/8800-4/EB/LUE/TH/VD	263810	1
800 x 1000	4	8	NWS-DAD/8LUE/81000-4/EB/LUE/TH/VD	112710	1

N0302



Version / Width x Depth (mm)		Type Designation	Article No.	Units per package
Top Structure NWS-DA				
Without slots	600 x 600	NWS-DA/6600	254982	1
Without slots	600 x 800	NWS-DA/6800	258872	1
Without slots	800 x 600	NWS-DA/8600	254984	1
Without slots	800 x 800	NWS-DA/8800	254986	1
With slots	600 x 600	NWS-DAL/6600	254993	1
With slots	600 x 800	NWS-DAL/6800	258874	1
With slots	800 x 600	NWS-DAL/8600	254995	1
With slots	800 x 800	NWS-DAL/8800	254997	1

N0502



Width x Depth (mm)	Type Designation	Article No.	Units per package
Bottom Cover with Plug-in Filter Module NWS-BAF			
600 x 600	NWS-BAF/6600	254956	1
600 x 800	NWS-BAF/6800	258877	1
600 x 1000	NWS-BAF/61000	259017	1
800 x 600	NWS-BAF/8600	254960	1
800 x 800	NWS-BAF/8800	254962	1
800 x 1000	NWS-BAF/81000	259040	1

N4799



Version / Width x Depth (mm)		Type Designation	Article No.	Units per package
Base NWS-SO 100mm				
Without louvers	600 x 600	NWS-SO/6601	255319	1
Without louvers	600 x 800	NWS-SO/6801	258879	1
Without louvers	600 x 1000	NWS-SO/61001	259019	1
Without louvers	800 x 600	NWS-SO/8601	255323	1
Without louvers	800 x 800	NWS-SO/8801	255327	1
Without louvers	800 x 1000	NWS-SO/81001	259042	1
With louvers	600 x 600	NWS-SOK/6601	255331	1
With louvers	600 x 800	NWS-SOK/6801	258881	1
With louvers	600 x 1000	NWS-SOK/61001	259021	1
With louvers	800 x 600	NWS-SOK/8601	255335	1
With louvers	800 x 800	NWS-SOK/8801	255339	1
With louvers	800 x 1000	NWS-SOK/81001	259044	1

N00306



Version of Base Height	Type Designation	Article No.	Units per package
Anti-topple Angle for Base NWS-KS/SO/0001			
100 mm	NWS-KS/SO/0001	101976	1

N03506



Version / Width x Depth (mm)		Type Designation	Article No.	Units per package
Anti-topple Base Height 100 mm NWS-SOK/KS/				
With louvers	600 x 800	NWS-SOK/KS/6801	107428	1
With louvers	600 x 1000	NWS-SOK/KS/61001	107429	1
With louvers	800 x 800	NWS-SOK/KS/8801	107430	1
With louvers	800 x 1000	NWS-SOK/KS/81001	107431	1

N4901



Version / Width x Depth (mm)		Type Designation	Article No.	Units per package
Base NWS-SO 200mm				
Without louvers	600 x 600	NWS-SO/6602	255321	1
Without louvers	600 x 800	NWS-SO/6802	258883	1
Without louvers	600 x 1000	NWS-SO/61002	259023	1
Without louvers	800 x 600	NWS-SO/8602	255325	1
Without louvers	800 x 800	NWS-SO/8802	255329	1
Without louvers	800 x 1000	NWS-SO/81002	259046	1
With louvers	600 x 600	NWS-SOK/6602	255333	1
With louvers	600 x 800	NWS-SOK/6802	258885	1
With louvers	600 x 1000	NWS-SOK/61002	259025	1
With louvers	800 x 600	NWS-SOK/8602	255337	1
With louvers	800 x 800	NWS-SOK/8802	255341	1
With louvers	800 x 1000	NWS-SOK/81002	259048	1

N01504



Depth (mm)	Type Designation	Article No.	Units per package
Grid Ledges NWS-RL/T			
600	NWS-RL/T600	285206	1
800	NWS-RL/T800	285207	1
1000	NWS-RL/T1000	285208	1

N5499



Version / Depth (mm)		Type Designation	Article No.	Units per package
Grid Ledges NWS-RL (for cabinets until June 2004)				
Narrow	600	NWS-RLS/T600	255264	1
Narrow	800	NWS-RLS/T800	255266	1
Narrow	1000	NWS-RLS/T1000	258876	1
Wide	600	NWS-RLB/T600	255260	1
Wide	800	NWS-RLB/T800	255262	1
Wide	1000	NWS-RLB/T1000	259059	1

N5599



Version / for Cabinet (U) - Width (mm)		Type Designation	Article No.	Units per package
19″ Rails NWS-S./19 (for cabinets until June 2004)				
Narrow	23 - 800	NWS-SS/19/8012	259060	1
Narrow	33 - 800	NWS-SS/19/8016	259061	1
Narrow	37 - 800	NWS-SS/19/8018	255374	1
Narrow	42 - 800	NWS-SS/19/8020	255376	1
Narrow	46 - 800	NWS-SS/19/8022	255378	1
Wide	23 - 600	NWS-SB/19/6012	259064	1
Wide	33 - 600	NWS-SB/19/6016	259065	1
Wide	37 - 600	NWS-SB/19/6018	255280	1
Wide	42 - 600	NWS-SB/19/6020	255282	1
Wide	46 - 600	NWS-SB/19/6022	255284	1
Wide	23 - 800	NWS-SB/19/8012	259062	1
Wide	33 - 800	NWS-SB/19/8016	259063	1
Wide	37 - 800	NWS-SB/19/8018	255286	1
Wide	42 - 800	NWS-SB/19/8020	255288	1
Wide	46 - 800	NWS-SB/19/8022	255290	1

N00106



U	Type Designation	Article No.	Units per package
19″ L-Profile Rail for Server NWS-S/L/19/			
42	NWS-S/L/19/42	101973	1
46	NWS-S/L/19/46	107427	1

N02906



Version	Type Designation	Article No.	Units per package
U-Angle NWS-UW/19/S			
Accessory	NWS-UW/19/S	106081	1
Assembled	NWS-UW/19/S/M	106082	1

N01604



U	Type Designation	Article No.	Units per package
19″ Rails NWS-S/19/			
23U	NWS-S/19/23	285201	1
33U	NWS-S/19/33	285202	1
37U	NWS-S/19/37	285203	1
42U	NWS-S/19/42	285204	1
46U	NWS-S/19/46	285205	1

N7699



Depth (mm) / Version		Type Designation	Article No.	Units per package
Slide Rails NWS-GLS/VZ				
400		NWS-GLS/VZ/T400/1P	255146	1
600		NWS-GLS/VZ/T600/1P	118957	1
740		NWS-GLS/VZ/T740/1P	255147	1
400	assembled	NWS-GLS/VZ/T400/1P/M	285123	1
600	assembled	NWS-GLS/VZ/T600/1P/M	118958	1
740	assembled	NWS-GLS/VZ/T740/1P/M	285124	1

N5699



Version / U (Height in U)		Type Designation	Article No.	Units per package
Perforated Sheet Strips NWS-SB				
Narrow-symm. constr.	14U	NWS-SBS/14HE	255298	1
Narrow-symm. constr.	19U	NWS-SBS/19HE	255300	1
Narrow-symm. constr.	23U	NWS-SBS/23HE	255302	1
Wide-asymm. constr.	14U	NWS-SBB/14HE	255292	1
Wide-asymm. constr.	19U	NWS-SBB/19HE	255294	1
Wide-asymm. constr.	23U	NWS-SBB/23HE	255296	1

N8499



Version / Height x Width (mm) / for Cabinet (U)			Type Designation	Article No.	Units per package
Swing Frame - Symmetrical or Asymmetrical NWS-SR					
Symmetrical	1180 x 800	23	NWS-SRS/8012	258936	1
Symmetrical	1625 x 800	33	NWS-SRS/8016	258993	1
Symmetrical	1805 x 800	37	NWS-SRS/8018	255356	1
Symmetrical	2025 x 800	42	NWS-SRS/8020	255358	1
Symmetrical	2205 x 800	46	NWS-SRS/8022	255360	1
Sym. cross-cabl.	1180 x 800	23	NWS-SRS/Q/8012	258938	1
Sym. cross-cabl.	1625 x 800	33	NWS-SRS/Q/8016	258995	1
Sym. cross-cabl.	1805 x 800	37	NWS-SRS/Q/8018	255365	1
Sym. cross-cabl.	2025 x 800	42	NWS-SRS/Q/8020	255367	1
Sym. cross-cabl.	2205 x 800	46	NWS-SRS/Q/8022	255369	1
Asymmetrical	1180 x 800	23	NWS-SRA/8012	258940	1
Asymmetrical	1625 x 800	33	NWS-SRA/8016	258997	1
Asymmetrical	1805 x 800	37	NWS-SRA/8018	255343	1
Asymmetrical	2025 x 800	42	NWS-SRA/8020	255345	1
Asymmetrical	2205 x 800	46	NWS-SRA/8022	255347	1

N6699



	Type Designation	Article No.	Units per package
Eye Bolts NWS-KR/SET			
Set of 4 pcs.	NWS-KR/SET	255216	1
Set of 4 pcs., assembled	NWS-KR/SET/M	255217	1

N5101



Depth (mm)	Type Designation	Article No.	Units per package
Add-on Connection Elements NWS-AN/VER/SET			
600	NWS-AN/VER/SET/T600	254954	1
800	NWS-AN/VER/SET/T800	254955	1
1000	NWS-AN/VER/SET/T1000	259028	1

N5801



	Type Designation	Article No.	Units per package
Fixing Profile for 3-Point Lock NWS-BF/PF/3P			
	NWS-BF/PF/3P	254974	1

N5001



Height (mm) / for Cabinet (U)		Type Designation	Article No.	Units per package
Add-on Profile for Doors NWS-AN/PF/T				
1180	23	NWS-AN/PF/T/H1180	259066	1
1625	33	NWS-AN/PF/T/H1625	259067	1
1805	37	NWS-AN/PF/T/H1805	254949	1
2025	42	NWS-AN/PF/T/H2025	254950	1
2205	46	NWS-AN/PF/T/H2205	254951	1

EATON
Powering Business Worldwide

N7899



	Type Designation	Article No.	Units per package
Set of Screws for Cabinet NWS-SRB/SET			
	NWS-SRB/SET	255352	1

N6101



Version / Width x Height (mm)		Type Designation	Article No.	Units per package
Mounting Plates NWS-MO/PL				
Accessory	19″ x 1500	NWS-MO/PL/6015	255222	1
Accessory	800 x 1500	NWS-MO/PL/8015	255224	1
Assembled	19″ x 1500	NWS-MO/PL/6015/M	255223	1
Assembled	800 x 1500	NWS-MO/PL/8015/M	255225	1

N5799



Version	Type Designation	Article No.	Units per package
Cable Strain Relief Rail (C-Profile) NWS-KAS/SR/C/B...			
Accessory	NWS-KAS/SR/C/B515	255203	1
Accessory	NWS-KAS/SR/C/B19	267154	1
Assembled	NWS-KAS/SR/C/B515/M	255204	1
Assembled	NWS-KAS/SR/C/B19/M	285125	1

N5201



Depth (mm) / Version	Type Designation	Article No.	Units per package
Tie Wrap Ledges NWS-KBL/T			
300	NWS-KBL/T300	255207	1
400	NWS-KBL/T400	255209	1
600	NWS-KBL/T600	255211	1
740	NWS-KBL/T740	101974	1
300, assembled	NWS-KBL/T300/M	255208	1
400, assembled	NWS-KBL/T400/M	255210	1
600, assembled	NWS-KBL/T600/M	255212	1
740, assembled	NWS-KBL/T740/M	101975	1

N00206



Depth (mm) / Version	Type Designation	Article No.	Units per package
Tie Wrap Ledges for mounting onto Base NWS-KBL/SL/T			
600	NWS-KBL/SL/T600	103170	1
800	NWS-KBL/SL/T800	103171	1
1000	NWS-KBL/SL/T1000	103172	1
600, assembled	NWS-KBL/SL/T600/M	103173	1
800, assembled	NWS-KBL/SL/T800/M	103174	1
1000, assembled	NWS-KBL/SL/T1000/M	103175	1

N6001



Version	Type Designation	Article No.	Units per package
Interconnect Shackle NWS-RGB/MO/SB			
Accessory	NWS-RGB/MO/SB	255259	1
Assembled	NWS-RGB/MO/SB/M	285127	1

N03103



Version	Type Designation	Article No.	Units per package
Patch Cord Guide (Semi-Circular) NWS-PCF			
Accessory	NWS-PCF	255254	1
Assembled	NWS-PCF/M	285128	1

General Accessories

N5399



Number of Front Handles / U		Type Designation	Article No.	Units per package
19″ Blind Front Plates NWS-FPB./19				
0	1	NWS-FPB/19/1HE	255032	1
0	1.5	NWS-FPB/19/1,5HE	255031	1
0	2	NWS-FPB/19/2HE	255033	1
0	3	NWS-FPB/19/3HE	255034	1
0	4	NWS-FPB/19/4HE	255035	1
0	6	NWS-FPB/19/6HE	255036	1
2	1	NWS-FPBK/19/1HE	255037	1
2	2	NWS-FPBK/19/2HE	255038	1

N5299



Number of Front Handles / U		Type Designation	Article No.	Units per package
19″ Front Plates with Cable Entry NWS-FPD./19/				
0	1	NWS-FPD/19/1HE	255040	1
0	1.5	NWS-FPD/19/1,5HE	255039	1
0	2	NWS-FPD/19/2HE	255041	1
0	3	NWS-FPD/19/3HE	255042	1
2	1	NWS-FPDK/19/1HE	255044	1
2	1.5	NWS-FPDK/19/1,5HE	255043	1
2	2	NWS-FPDK/19/2HE	255045	1
2	3	NWS-FPDK/19/3HE	255046	1

N03606



Height Unit U	Type Designation	Article No.	Units per package
19″ Front Plates with Cable Entry and Brushes NWS-FPD/BUE/19/			
1	NWS-FPD/BUE/19/1U	107436	1
2	NWS-FPD/BUE/19/2U	107437	1

N10297



Version	Type Designation	Article No.	Units per package
Cable Management System NWS-KF			
Cable management system	NWS-KFS/19	255214	1
Cable guides - set of 3	NWS-KF3	255213	1

N2900



Height Unit U	Type Designation	Article No.	Units per package
19″ Mounting Plates NWS-.HE/MO/PL			
3	NWS-3HE/MO/PL	254870	1
6	NWS-6HE/MO/PL	254945	1
9	NWS-9HE/MO/PL	254947	1

N3000



Height Unit U	Type Designation	Article No.	Units per package
19″ Front Plate with Metal Cable Routing Shackles NWS-FP/KFB/M			
1	NWS-FP/KFB/M/1HE	255029	1
2	NWS-FP/KFB/M/2HE	255030	1

Powering Business Worldwide

N5301



Height Unit U	Type Designation	Article No.	Units per package
19″ Front Plate with Cable Routing Shackles, Plastic NWS-FP/KFB/K			
1	NWS-FP/KFB/K/1HE	255028	1

N7199



Height Unit U	Type Designation	Article No.	Units per package
19″ Cable Trough NWS-KW/19/2HE			
2	NWS-KW/19/2HE	255218	1

N5401



Height Unit U	Type Designation	Article No.	Units per package
19″ Cable Trough with Recesses NWS-KW/AN/19/2HE			
2	NWS-KW/AN/19/2HE	255220	1

N5501



Height Unit U	Type Designation	Article No.	Units per package
19″ Front Plate with Deflectors NWS-FP/7UML/19/1HE			
1	NWS-FP/7UML/19/1HE	255027	1

N5099



Height Unit U	Type Designation	Article No.	Units per package
19″ Cable Trough - Depth 400mm NWS-KW/19/2HE/T400			
2	NWS-KW/19/2HE/T400	255219	1

N7299



Width / Version	Type Designation	Article No.	Units per package
Tie Wrap Ledge for 19″ Width NWS-KBL/B19			
19″	NWS-KBL/B19	255205	1
19″, assembled	NWS-KBL/B19/M	255206	1

VT05006



Version	Type Designation	Article No.	Units per package
Document Pocket A4 XAB4			
A4 portrait format self-adhesive	XAB4	283482	1

N7599



Cable Ø (mm)	Type Designation	Article No.	Units per package
Cable Clamps NWS-K/AC			
12-16	NWS-K/AC16	255197	1
16-20	NWS-K/AC20	255198	1
20-24	NWS-K/AC24	255199	1
24-28	NWS-K/AC28	255200	1
36-40	NWS-K/AC40	255201	1
48-52	NWS-K/AC52	255202	1

N3100



Version	Type Designation	Article No.	Units per package
Grounding Bars NWS-ERDS			
19" Grounding bar	NWS-ERDS/19	255011	1
Grounding bar - vertical	NWS-ERDS/V	255013	1
19" Grounding bar, assembled	NWS-ERDS/19/M	255012	1
Grounding bar - vertical, assembled	NWS-ERDS/V/M	255014	1

N8099



	Version	Type Designation	Article No.	Units per package
	Fixing Material			
1	Fastening screw with groove	NWS-BF/SRB/SZ/6X16	254976	50
1	Fastening screw-combined groove	NWS-BF/SRB/KSZ/6X14	254975	50
2	Castle nut M6	NWS-KG/MU	255215	50
2	Castle nut M8, set of 10	SVTL-CAGENUTS-M8	274786	1
3	Speed nut	NWS-RAP/MU	255257	50
1+2	Set of 50, screw with groove + castle nut M6	NWS-KG/MU/BF/SRB/SZ/6X16	107438	1
1+2	Set of 50, screw-combined groove + castle nut M6	NWS-KG/MU/BF/SRB/KSZ/6X14	107439	1

VT12108



Version	Type Designation	Article No.	Units per package
Replacement Clip-down Handle BPZ-SH for semi-cylinder NWS-HZ			
Clip-down handle Softline short	BPZ-SH	116690	1

N8199



Version	Type Designation	Article No.	Units per package
Semi-Cylinder Lock with Key NWS-HZ			
Incl. 3 keys, single-door locking	NWS-HZ/3SL	255196	1
Incl. 2 keys, multi-door locking	NWS-HZ/2SL/GS	255195	1
Incl. 3 keys, single-door locking, assembled	NWS-HZ/3SL/M	119043	1
Incl. 2 keys, multi-door locking, assembled	NWS-HZ/2SL/GS/M	119042	1
2 spare keys, multi-door locking	NWS-2SL/GS	143105	1

EATON
Powering Business Worldwide

N7999



Lock inserts NWS-SHE

No. of Photo / Version		Type Designation	Article No.	Units per package
1	7mm square lock insert	NWS-SHE/4K/7	255306	1
2	8mm square lock insert	NWS-SHE/4K/8	255307	1
3	7mm triangular lock insert	NWS-SHE/3K/7	255304	1
4	8mm triangular lock insert	NWS-SHE/3K/8	255305	1
5	Two-way key bit, 3mm pin	NWS-SHE/DLB/DN3	255309	1
6	Two-way key bit, 5mm pin	NWS-SHE/DLB/DN5	255310	1
7	Daimler-Benz insert	NWS-SHE/DB	255308	1
8	Screw driver-type insert	NWS-SHE/SZ	255311	1

N8299



Keys for Lock Inserts NWS-SL

No. of Photo / Version		Type Designation	Article No.	Units per package
1	7mm square lock insert	NWS-SL/4K/7	255314	1
2	8mm square lock insert	NWS-SL/4K/8	255315	1
3	7mm triangular lock insert	NWS-SL/3K/7	255312	1
4	8mm triangular lock insert	NWS-SL/3K/8	255313	1
5	Two-way key bit, 3mm pin	NWS-SL/DLB/3	255317	1
6	Two-way key bit, 5mm pin	NWS-SL/DLB/5	255318	1
7	Daimler-Benz	NWS-SL/DB	255316	1

N00211



Power Unit NWS-PU

Description	Type Designation	Article No.	Units per package
Power unit with perf. sheet strip	NWS-PU/KPL	255255	1
Power u. without perf. sheet strip	NWS-PU/OF	255256	1
Alum. support rail f. power u.	NWS-TS/PU	255421	1
Fixing element	NWS-BEL12	254973	1

N6599



Levelling Legs NWS-VER/F/SET

Version	Type Designation	Article No.	Units per package
Set of 4	NWS-VER/F/SET	255423	1
Set of 4, assembled	NWS-VER/F/SET/M	255424	1

N04611



Heavy Load Rollers NWS-SCHW/RO/SET

Version	Type Designation	Article No.	Units per package
Set of 4	NWS-SCHW/RO/SET	259073	1
Set of 4, assembled	NWS-SCHW/RO/SET/M	259074	1

N03706



Grounding Set NWS-ERD/SET

Version	Type Designation	Article No.	Units per package
Accessory	NWS-ERD/SET	255009	1
assembled	NWS-ERD/SET/M	255010	1

EATON
Powering Business Worldwide

N03604



Version	Type Designation	Article No.	Units per package
Interconnect Shackle for Vertical Routing NWS-RGB/MO/O/SB			
Vertical	NWS-RGB/MO/O/SB	255258	1
Vertical, assembled	NWS-RGB/MO/O/SB/M	285126	1

Cabinet Shelves

N7099



19″ Fixed Shelf, Front Fastening NWS-FFE/19/2HE

Installation Height U	Depth (mm)	Type Designation	Article No.	Units per package
2	180	NWS-FFE/19/2HE/T180	255023	1
2	250	NWS-FFE/19/2HE/T250	106080	1
2	400	NWS-FFE/19/2HE/T400	255024	1

N6999



19″ Fixed Shelf, Front and Rear Fastening NWS-FFD/19/2HE

2	400	NWS-FFD/19/2HE/T400	255019	1
2	600	NWS-FFD/19/2HE/T600	255020	1
2	740 *)	NWS-FFD/19/2HE/T740	255021	1

*) for depth of enclosure 1000 mm

N9699



19″ Pull-out Shelf, Front and Rear Fastening NWS-FAD/19/2HE

2	400	NWS-FAD/19/2HE/T400	255015	1
2	600	NWS-FAD/19/2HE/T600	255016	1
2	740 *)	NWS-FAD/19/2HE/T740	255017	1

*) for depth of enclosure 1000 mm

N03811



19″ Keyboard Drawer with Mousepad fixed at the front, can be locked NWS-TTS/T400/1HE

1	400	NWS-TTS/T400/1HE	158357	1

N00311



19″ Shelf with Drawer, Front and Rear Fastening NWS-FFS/T400

1	400	NWS-FFS/T400/1HE	255025	1
2	400	NWS-FFS/T400/2HE	255026	1

19″ Shelf with Drawer, Front and Rear Fastening, lockable NWS-FFS/V/T400

2	400	NWS-FFS/V/T400/2HE	146540	1

N0202



Fixed Shelf with Slide Rail Fastening NWS-FFG/2HE

2	375	NWS-FFG/2HE/T375	237008	1
2	400	NWS-FFG/2HE/T400	237009	1

EATON Powering Business Worldwide

N4601



N4701



Installation Height U	Depth (mm)	Type Designation	Article No.	Units per package
Fixed Shelf, Front and Rear Fastening NWS-FFD/B800/2HE/T600				
2	600	NWS-FFD/B800/2HE/T600	255022	1
Pull-out Shelf, Front and Rear Fastening NWS-FAD/B800/2HE/T600				
2	600	NWS-FAD/B800/2HE/T600	255018	1

Multiple Outlet Strips

N00411



N00511



Symbol picture

N04011



Version	Type Designation	Article No.	Units per package
19" Multiple Outlet Strips NWS-STL/19/7F			
7 outlets, DIN	NWS-STL/19/7F	255398	1
7 outlets, plus switch, DIN	NWS-STL/19/7F/S/BL	255399	1
7 outlets, UTE	NWS-STL/19/7F/UTE	290031	1
19" Surge Protection - Multiple Outlet Strips with Switch SPD-STL/19/7F-S/BL			
7 outlets, plus switch, DIN	SPD-STL/19/7F-S/BL	283449	1
7 outlets, UTE	SPD-STL/19/7F-S/BL/UTE	290032	1
Surge Protection Multiple Outlet Strips with High-Range Filter and Energy Absorption for full Equipment Protection SPD-STL/6F-S			
6 outlets, plus switch, DIN	SPD-STL/6F-S (68583)	130000	1
6 outlets, plus switch, DIN+ISDN	SPD-STL/6F-S/ISDN (68585)	147795	1
19" fixing bracket for SPD-STL/6F-S (1U)	NWS-HW/19/SPD-STL/6F-S	166364	1

Lighting

N6299



Type Designation	Article No.	Units per package
Cabinet Lamp, incl. Switch and Outlet, Magnetic Fixing NWS-SRL/S/ST/MG		
NWS-SRL/S/ST/MG	255355	1

N01704



Type Designation	Article No.	Units per package
19″ Cabinet Lamp, incl. Switch NWS-SRL/S/19		
NWS-SRL/S/19	285129	1

N03006



Version	Type Designation	Article No.	Units per package
Door Contact NWS-TKT			
Accessory	NWS-TKT	255420	1
Assembled (onto angle for door contact)	NWS-TKT/M	285046	1

N02004



Type Designation	Article No.	Units per package
Angle for Door Contact NWS-HW/TKT		
NWS-HW/TKT	285121	1

N9799



Version	Type Designation	Article No.	Units per package
Connection Cords			
Mains connection cord incl. plug	NWS-NZ/KB/ST/2M	255253	1
Plug for power connection	NWS-STK/MO/NZ	255395	1
Cord for door contact	NWS-AK/TKT	254948	1
Plug for door contact	NWS-STK/MO/TKT	255396	1

EATON
Powering Business Worldwide

Air Condition

N6399



Version	Type Designation	Article No.	Units per package
Built-in Fan NWS-EB/LUE			
Accessory	NWS-EB/LUE	255003	1
Assembled	NWS-EB/LUE/M	285047	1

N03106



Version	Type Designation	Article No.	Units per package
Spare Filters NWS-ER/FI			
Bottom cover with filter 600x600	NWS-ER/FI/BAF/6600	255004	1
Bottom cover with filter 600x800	NWS-ER/FI/BAF/6800	259068	1
Bottom cover with filter 600x1000	NWS-ER/FI/BAF/61000	259069	1
Bottom cover with filter 800x600	NWS-ER/FI/BAF/8600	255005	1
Bottom cover with filter 800x800	NWS-ER/FI/BAF/8800	255006	1
Bottom cover with filter 800x1000	NWS-ER/FI/BAF/81000	259070	1
For base 100mm, width 600	NWS-ER/FI/SOK/B600	255007	1
For base 100mm, width 800	NWS-ER/FI/SOK/B800	255008	1
For base 200mm, width 600	NWS-ER/FI/SOK/B600/H200	259071	1
For base 200mm, width 800	NWS-ER/FI/SOK/B800/H200	259072	1

N00611



	Type Designation	Article No.	Units per package
19″ Plug-in Fan Module NWS-LUE/SCH			
	NWS-LUE/SCH	255221	1

N01807



Version	Type Designation	Article No.	Units per package
Adjustable Thermostat - Make Contact NWS-TH/ESB/SK			
Accessory	NWS-TH/ESB/SK	255418	1
Assembled	NWS-TH/ESB/SK/M	285049	1

N01907



Version	Type Designation	Article No.	Units per package
Adjustable Thermostat - Change-Over Contact NWS-TH/ESB/WK			
Accessory	NWS-TH/ESB/WK	255419	1
Assembled	NWS-TH/ESB/WK/M	285048	1

Powering Business Worldwide

N5701



Version	Type Designation	Article No.	Units per package
Fan Wiring NWS-VD/LUE			
Accessory	NWS-VD/LUE	285120	1
Assembled	NWS-VD/LUE/M	255422	1

Powering Business Worldwide

Fibre Optic Patch Panels and Accessories
Fibre Optic Jointing Technology

The whole productrange of Fibre Optic Patch Panels and Accessories, see our catalogue **Fibre Optic Jointing Technology** on the following link:
http://www.moeller.net/binary/pdf_kat/LWL_katalog2011_en.pdf

In this catalogue you can also find other products to the topic of fiber optic jointing technology.