

Insulated enclosure, flush mounting, rotary handle red yellow, IP55_x

Part no. E-PKZ0-GR
Article no. 072908

Powering Business Worldwide

Delivery programme

Product range			Accessories
Subrange			Installation enclosures
Accessories			Insulated enclosures for PKZ
			with red-yellow rotary knob, for use as EMERGENCY STOP switch in accordance with EN 60204
Degree of Protection			Front IP55
For use with			PKZM0-… +NHI or U or A +NHI-E +L-PKZ0 (2 off)

Notes

Integrated terminal for PE(N) connection.

Design verification as per IEC/EN 61439

Technical data for design verification			
Operating ambient temperature min.		°C	-25
Operating ambient temperature max.		°C	40
IEC/EN 61439 design verification			
10.2 Strength of materials and parts			
10.2.2 Corrosion resistance			Meets the product standard's requirements.
10.2.3.1 Verification of thermal stability of enclosures			Meets the product standard's requirements.
10.2.3.2 Verification of resistance of insulating materials to normal heat			Meets the product standard's requirements.
10.2.3.3 Verification of resistance of insulating materials to abnormal heat and fire due to internal electric effects			Meets the product standard's requirements.
10.2.4 Resistance to ultra-violet (UV) radiation			Please enquire
10.2.5 Lifting			Does not apply, since the entire switchgear needs to be evaluated.
10.2.6 Mechanical impact			Does not apply, since the entire switchgear needs to be evaluated.
10.2.7 Inscriptions			Meets the product standard's requirements.
10.3 Degree of protection of ASSEMBLIES			Does not apply, since the entire switchgear needs to be evaluated.
10.4 Clearances and creepage distances			Meets the product standard's requirements.
10.5 Protection against electric shock			Does not apply, since the entire switchgear needs to be evaluated.
10.6 Incorporation of switching devices and components			Does not apply, since the entire switchgear needs to be evaluated.
10.7 Internal electrical circuits and connections			Is the panel builder's responsibility.
10.8 Connections for external conductors			Is the panel builder's responsibility.
10.9 Insulation properties			
10.9.2 Power-frequency electric strength			Is the panel builder's responsibility.
10.9.3 Impulse withstand voltage			Is the panel builder's responsibility.
10.9.4 Testing of enclosures made of insulating material			Is the panel builder's responsibility.
10.10 Temperature rise			The panel builder is responsible for the temperature rise calculation. Eaton will provide heat dissipation data for the devices.
10.11 Short-circuit rating			Is the panel builder's responsibility. The specifications for the switchgear must be observed.
10.12 Electromagnetic compatibility			Is the panel builder's responsibility. The specifications for the switchgear must be observed.
10.13 Mechanical function			The device meets the requirements, provided the information in the instruction leaflet (IL) is observed.

Technical data ETIM 6.0

Low-voltage industrial components (EG000017) / Empty enclosure for switchgear (EC000712)

Electric engineering, automation, process control engineering / Low-voltage switch technology / Component for low-voltage switching technology / Empty housing for switch devices (ecl@ss8.1-27-37-13-01 [AKN343011])

Material housing		Plastic
Width	mm	85
Height	mm	129
Depth	mm	80
With transparent cover		No
Suitable for emergency stop		Yes
Model		Built-in
Degree of protection (IP)		IP55

Approvals

Product Standards	UL 508; CSA-C22.2 No. 14; IEC60947-4-1; CE marking
UL File No.	E36332
UL Category Control No.	NLRV
CSA File No.	165628
CSA Class No.	3211-05
North America Certification	UL listed, CSA certified
Specially designed for North America	No
Degree of Protection	IEC: Front IP55, UL/CSA Type: 1, 12, 3R

Dimensions

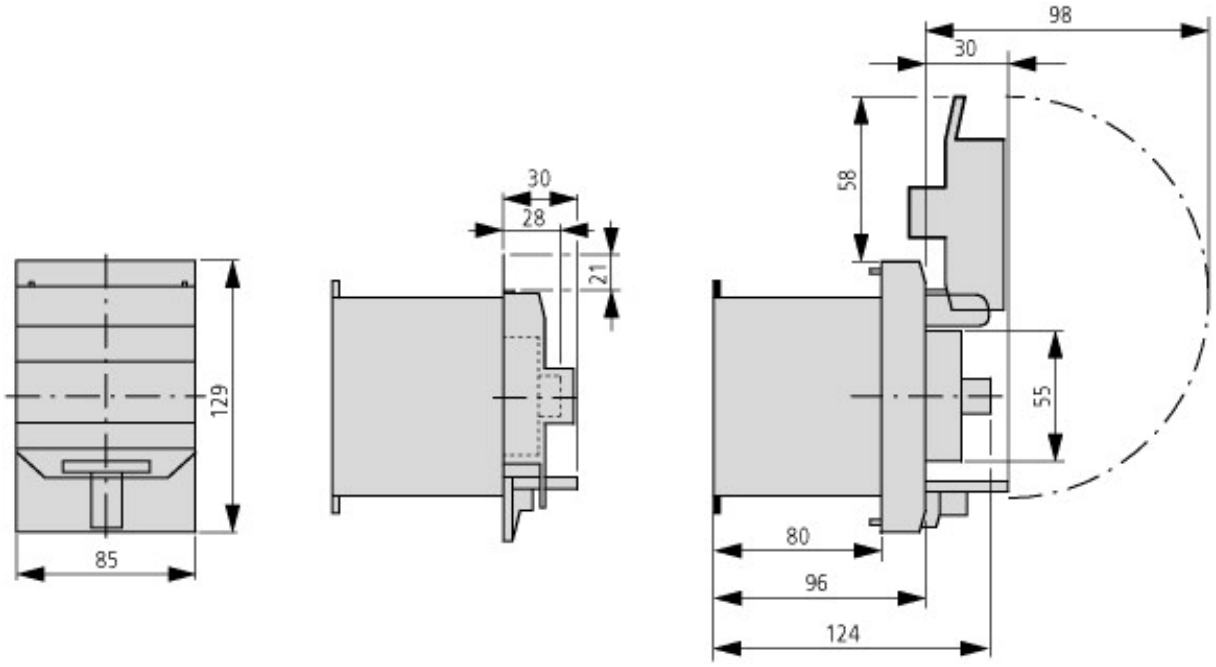

Insulated enclosures for flush mounting
E-PKZ0-G… + SVB-PKZ0-E

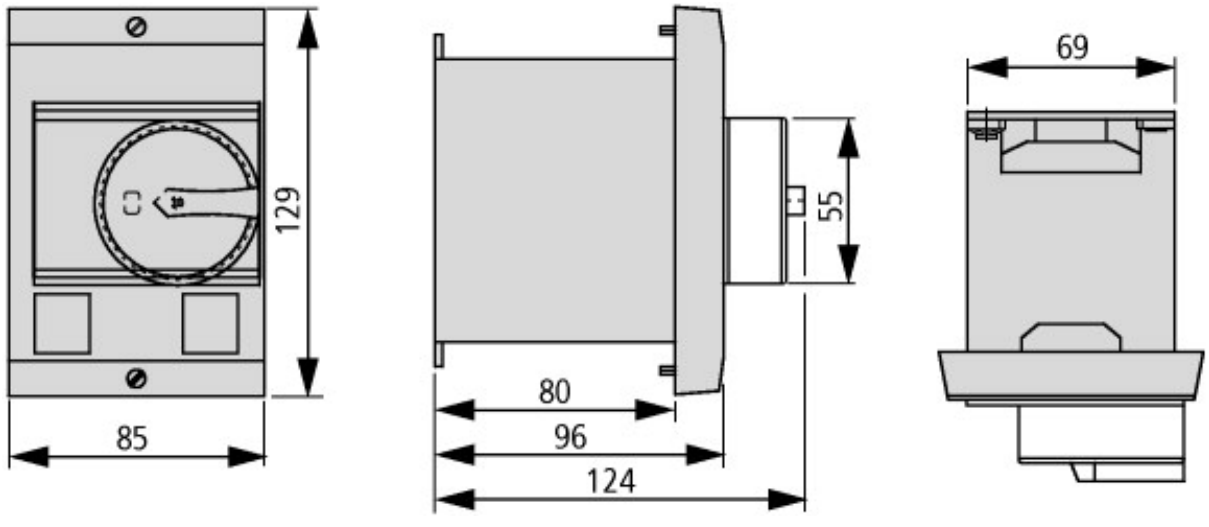

E-PKZ0, E-PKZ0-G…

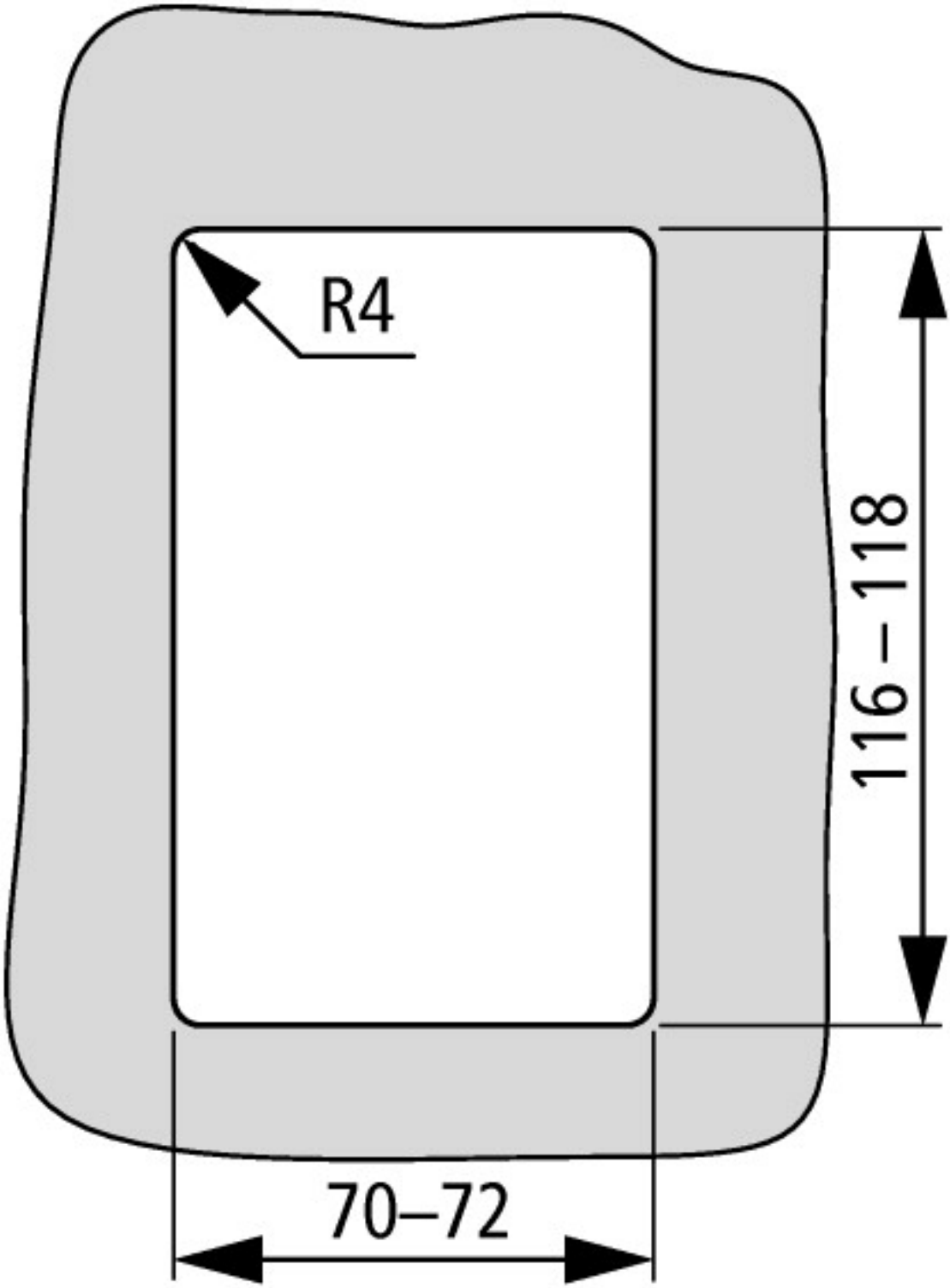

Mounting aperture E-PKZ0…

Additional product information (links)

IL03402029Z (AWA1210-1327) Insulated enclosure for flush mounting of Motor-protective circuit-breakers	
IL03402029Z (AWA1210-1327) Insulated enclosure for flush mounting of Motor-protective circuit-breakers	ftp://ftp.moeller.net/DOCUMENTATION/AWA_INSTRUCTIONS/IL03402029Z2010_10.pdf
Motor starters and "Special Purpose Ratings" for the North American market	http://www.moeller.net/binary/ver_techpapers/ver953en.pdf
Busbar Component Adapters for modern Industrial control panels	http://www.moeller.net/binary/ver_techpapers/ver960en.pdf

© 11/2015 by Eaton Industries GmbH