SIEMENS

Data sheet 3LD2318-0TK13



MAIN SWITCH 3-POLE FLOOR MOUNTING IU=160A P/AC-23A AT 400V=75KW WITH DOOR COUPLING ROTARY MECHANISM RED/YELLOW (EMERG. STOP) FRONT/FOUR-HOLE MOUNTING

Model		
product brand name		SENTRON
Product designation		Switch disconnector
Design of the product		Switch Disconnector 3LD
Design of the operating mechanism		4-hole
Type of the driving mechanism / motor drive		No

General technical data		
Number of poles		3
Type of device		fixed mounting
Operating frequency / maximum	1/h	50

Voltage		
Insulation voltage / rated value	V	690
Surge voltage resistance / rated value	kV	8

Protection class		
Protection class IP / on the front		IP65

Dissipation		
Power loss [W]		

Changes preserved
© Copyright Siemens AG

• for rated value of the current / at AC / in hot operating state / per pole	W	36

Electricity

Continuous current / rated value	A	160
Short-time current resistance (Icw) / at 690 V / limited to 1 s / rated value	A	4 000

Main circuit

Operating frequency		
• initial value	Hz	50
• Full-scale value	Hz	60
Operating power		
• at AC-23 A / at 400 V / rated value	kW	75
• at AC-23 A / at 690 V / rated value	kW	45
• at AC-3 / at 400 V / rated value	kW	50
• at AC-3 / at 690 V / rated value	kW	37
Operating voltage		
• at AC / at 50/60 Hz / rated value	V	690

Auxiliary circuit

Number of CO contacts / for auxiliary contacts		0
Number of NC contacts / for auxiliary contacts		0
Number of NO contacts / for auxiliary contacts		0
Operating voltage / of auxiliary contacts / at AC / maximum	V	500
Continuous current / of the auxiliary contact / rated value	A	10
Insulation voltage / of the auxiliary switch / rated value	V	500

Suitability

Suitability for use		
• Main switch		Yes
• switch disconnector		Yes
• EMERGENCY OFF switch		No
• safety switch		No
• maintenance/repair switch		Yes

Product details

Product feature / interlock		Yes
Product expansion / optional		
• motor drive		No
• Voltage trigger		No

Connections

Type of connectable conductor cross-sections		

Changes preserved
© Copyright Siemens AG

• for auxiliary contacts		
— solid		2x (0,75 ... 2,5 mm2), 1x 4 mm2
— finely stranded / with core end processing		2x (0.75 ... 1.5 mm2), 1x 2.5 mm2
— stranded		2x (0,75 ... 2,5 mm2), 1x 4 mm2
Type of electrical connection		
• for main current circuit		box terminals
• for auxiliary contacts		connection terminals

Requirements

Design of the fuse link		
• for short-circuit protection of the main circuit / required		fuse gL/gG: 160 A
• for short-circuit protection of the auxiliary switch / required		fuse gL/gG: 10 A

Mechanical Design

Height	mm	169
Width	mm	112
Depth	mm	94
Mounting type		floor mounting
Mounting type		
• front mounting with 4-hole attachment		Yes
• front mounting with central attachment		No
• rail mounting		Yes
Net weight	g	2 746

Environmental conditions

Ambient temperature		
• during operation / minimum	°C	-25
• during operation / maximum	°C	55

Certificates

Equipment marking		
• acc. to DIN EN 61346-2		S
• acc. to DIN EN 81346-2		SF

Changes preserved
© Copyright Siemens AG

General Product Approval				Declaration of Conformity	Test Certificates
CCC	CSA	UL	EAC	EG-Konf.	Typprüfbescheinigung/Werkszeugnis

Test Certificates	other
spezielle Prüfbescheinigungen	Umweltbestätigung

Further information

Information- and Downloadcenter (Catalogs, Brochures,…)
http://www.siemens.com/lowvoltage/catalogs

Industry Mall (Online ordering system)
https://eb.automation.siemens.com/mall/en/WW/Catalog/Product/3LD23180TK13

Service&Support (Manuals, Certificates, Characteristics, FAQs,...)
http://support.automation.siemens.com/WW/view/en/3LD23180TK13/all

Image database (product images, 2D dimension drawings, 3D models, device circuit diagrams, ...)
http://www.automation.siemens.com/bilddb/cax_en.aspx?mlfb=3LD23180TK13

CAx-Online-Generator
http://www.siemens.com/cax

Tender specifications
http://ausschreibungstexte.siemens.com/tiplv

Changes preserved
© Copyright Siemens AG

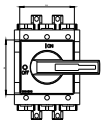

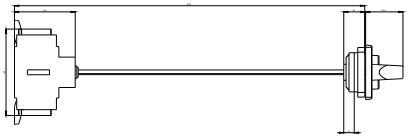

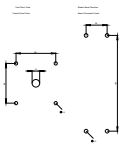

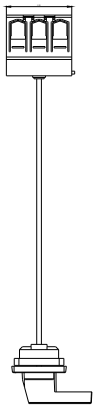

last modified: 02.02.2016

Changes preserved
© Copyright Siemens AG