SIEMENS

## Data sheet 3RW44 35-2BC44



SIRIUS SOFT STARTER, VALUES WITH 400 V, 40 DEG., STANDARD: 134A, 75KW, INSIDE-DELTA CIRCUIT 3: 232A, 132KW, 200-460 V AC, 230 V AC, CAGE CLAMP TERMINALS

| General technical data: | | |
|---|---|---|
| **product brand name** | | SIRIUS |
| **Product feature** | | |
| • integrated bypass contact system | | Yes |
| • Thyristors | | Yes |
| **Product function** | | |
| • Intrinsic device protection | | Yes |
| • motor overload protection | | Yes |
| • Evaluation of thermistor motor protection | | Yes |
| • External reset | | Yes |
| • Adjustable current limitation | | Yes |
| • inside-delta circuit | | Yes |
| **Product component Motor brake output** | | Yes |
| **Equipment marking acc. to DIN EN 61346-2** | | Q |
| **Equipment marking acc. to DIN 40719 extended according to IEC 204-2 acc. to IEC 750** | | G |

| Power Electronics: | | |
|---|---|---|
| **Product designation** | | soft starters for high feature applications |


Changes preserved
© Copyright Siemens AG

| | | |
|---|---|---|
| **Operating current** | | |
| • at 40 °C rated value | A | 134 |
| • at 50 °C rated value | A | 117 |
| • at 60 °C rated value | A | 100 |
| **Operating current for three-phase motors at inside-delta circuit** | | |
| • at 40 °C Rated value | A | 232 |
| • at 50 °C Rated value | A | 203 |
| • at 60 °C Rated value | A | 173 |
| **Mechanical power output for three-phase motors** | | |
| • at 230 V | | |
| — at standard circuit at 40 °C rated value | W | 37 000 |
| — at inside-delta circuit at 40 °C rated value | W | 75 000 |
| • at 400 V | | |
| — at standard circuit at 40 °C rated value | W | 75 000 |
| — at inside-delta circuit at 40 °C rated value | W | 132 000 |
| **yielded mechanical performance [hp] for three-phase AC motor at 200/208 V at standard circuit at 50 °C Rated value** | hp | 30 |
| Operating frequency rated value | Hz | 50 ... 60 |
| **Relative negative tolerance of the operating frequency** | % | -10 |
| **Relative positive tolerance of the operating frequency** | % | 10 |
| **Operating voltage at standard circuit Rated value** | V | 200 ... 460 |
| **Relative negative tolerance of the operating voltage at standard circuit** | % | -15 |
| **Relative positive tolerance of the operating voltage at standard circuit** | % | 10 |
| **Operating voltage at inside-delta circuit Rated value** | V | 200 ... 460 |
| **Relative negative tolerance of the operating voltage at inside-delta circuit** | % | -15 |
| **Relative positive tolerance of the operating voltage at inside-delta circuit** | % | 10 |
| **Minimum load [% of IM]** | % | 8 |
| **Adjustable motor current for motor overload protection minimum rated value** | A | 26 |
| **Continuous operating current [% of Ie] at 40 °C** | % | 115 |
| **Active power loss at operating current at 40 °C during operation typical** | W | 76 |

| Control electronics: | | |
|---|---|---|
| **Type of voltage of the control supply voltage** | | AC |
| **Control supply voltage frequency 1 rated value** | Hz | 50 |
| **Control supply voltage frequency 2 rated value** | Hz | 60 |


Changes preserved
© Copyright Siemens AG

| | | |
|---|---|---|
| **Relative negative tolerance of the control supply voltage frequency** | % | -10 |
| **Relative positive tolerance of the control supply voltage frequency** | % | 10 |
| Control supply voltage 1 at AC | | |
| • at 50 Hz rated value | V | 230 |
| • at 60 Hz rated value | V | 230 |
| **Relative negative tolerance of the control supply voltage at AC at 60 Hz** | % | -15 |
| **Relative positive tolerance of the control supply voltage at AC at 60 Hz** | % | 10 |
| **Display version for fault signal** | | Display |

| Mechanical data: | | |
|---|---|---|
| **Width** | mm | 170 |
| **Height** | mm | 200 |
| **Depth** | mm | 270 |
| **Mounting type** | | screw fixing |
| **Mounting position** | | with vertical mounting surface +/-90° rotatable, with vertical mounting surface +/- 22.5° tiltable to the front and back |
| **Required spacing with side-by-side mounting** | | |
| • upwards | mm | 100 |
| • at the side | mm | 5 |
| • downwards | mm | 75 |
| **Installation altitude at height above sea level** | m | 5 000 |
| **Cable length maximum** | m | 500 |
| **Number of poles for main current circuit** | | 3 |

| Connections/ Terminals: | | |
|---|---|---|
| **Type of electrical connection** | | |
| • for main current circuit | | busbar connection |
| • for auxiliary and control current circuit | | spring-loaded terminals |
| **Number of NC contacts for auxiliary contacts** | | 0 |
| **Number of NO contacts for auxiliary contacts** | | 3 |
| **Number of CO contacts for auxiliary contacts** | | 1 |
| Type of connectable conductor cross-section for main contacts for box terminal using the front clamping point | | |
| • finely stranded with core end processing | | 16 ... 70 mm² |
| • finely stranded without core end processing | | 16 ... 70 mm² |
| • stranded | | 16 ... 70 mm² |
| Type of connectable conductor cross-section for main contacts for box terminal using the back clamping point | | |


Changes preserved
© Copyright Siemens AG

| | | |
|---|---|---|
| • finely stranded with core end processing | | 16 ... 70 mm² |
| • finely stranded without core end processing | | 16 ... 70 mm² |
| • stranded | | 16 ... 70 mm² |
| Type of connectable conductor cross-section for main contacts for box terminal using both clamping points | | |
| • finely stranded with core end processing | | max. 1x 50 mm², 1x 70 mm² |
| • finely stranded without core end processing | | max. 1x 50 mm², 1x 70 mm² |
| • stranded | | max. 2x 70 mm² |
| Type of connectable conductor cross-section for AWG conductors for main contacts for box terminal | | |
| • using the back clamping point | | 6 ... 2/0 |
| • using the front clamping point | | 6 ... 2/0 |
| • using both clamping points | | max. 2x 1/0 |
| Type of connectable conductor cross-section for DIN cable lug for main contacts | | |
| • finely stranded | | 16 ... 95 mm² |
| • stranded | | 25 ... 120 mm² |
| **Type of connectable conductor cross-sections for auxiliary contacts** | | |
| • solid | | 2x (0.25 ... 1.5 mm²) |
| • finely stranded with core end processing | | 2x (0.25 ... 1.5 mm²) |
| • Type of connectable conductor cross-sections at AWG conductors for main contacts | | 4 ... 250 kcmil |
| • Type of connectable conductor cross-sections at AWG conductors for auxiliary contacts | | 2x (24 ... 16) |
| **Ambient conditions:** | | |
| **Ambient temperature** | | |
| • during operation | °C | 60 |
| • during storage | °C | -25 ... +80 |
| **Derating temperature** | °C | 40 |
| **Protection class IP** | | IP00 |
| **Certificates/ approvals:** | | |


Changes preserved
© Copyright Siemens AG

| General Product Approval | | | | EMC | Declaration of Conformity |
|---|---|---|---|---|---|
| CCC | CSA | UL | | C-TICK | EG-Konf. |

| Test Certificates | | Shipping Approval | | | |
|---|---|---|---|---|---|
| spezielle Prüfbescheinigungen | Typprüfbescheinigung/Werkszeugnis | ABS | BUREAU VERITAS | DNV | GL |

| Shipping Approval | | other |
|---|---|---|
| LRS | PRS | Umweltbestätigung |

| UL/CSA ratings: | | |
|---|---|---|
| **yielded mechanical performance [hp] for three-phase AC motor** | | |
| • **at 200/208 V** | | |
| — at inside-delta circuit at 50 °C Rated value | hp | 60 |
| • **at 220/230 V** | | |
| — at standard circuit at 50 °C Rated value | hp | 40 |
| — at inside-delta circuit at 50 °C Rated value | hp | 75 |
| • **at 460/480 V** | | |
| — at standard circuit at 50 °C Rated value | hp | 75 |
| — at inside-delta circuit at 50 °C Rated value | hp | 150 |
| **Contact rating of auxiliary contacts according to UL** | | B300 / R300 |

## Further information

**Simulation Tool for Soft Starters (STS)**
https://support.industry.siemens.com/cs/ww/en/view/101494917

**Information- and Downloadcenter (Catalogs, Brochures,…)**
http://www.siemens.com/industrial-controls/catalogs

**Industry Mall (Online ordering system)**
http://www.siemens.com/industrymall

**Cax online generator**
http://support.automation.siemens.com/WW/CAXorder/default.aspx?lang=en&mlfb=3RW44352BC44

**Service&Support (Manuals, Certificates, Characteristics, FAQs,...)**
https://support.industry.siemens.com/cs/ww/en/ps/3RW44352BC44

**Image database (product images, 2D dimension drawings, 3D models, device circuit diagrams, EPLAN macros, ...)**
http://www.automation.siemens.com/bilddb/cax_de.aspx?mlfb=3RW44352BC44&lang=en


Changes preserved
© Copyright Siemens AG

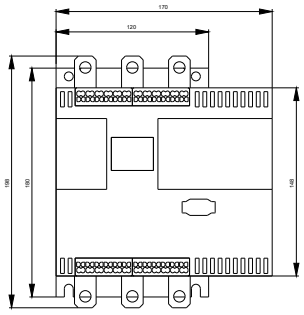


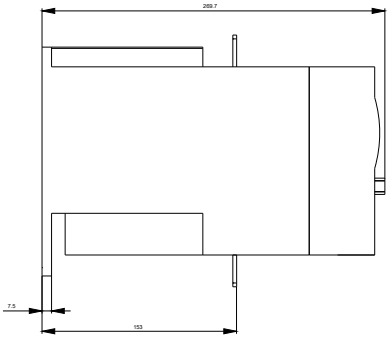


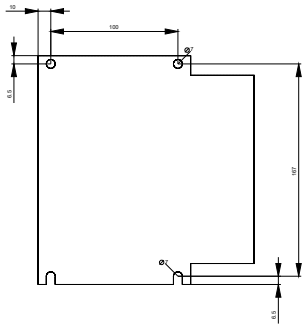


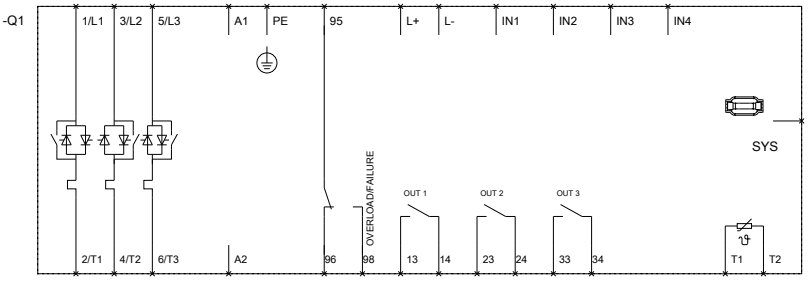


**last modified:** 15.12.2015


Changes preserved
© Copyright Siemens AG