WAGO online catalog / eShop

JUMPFLEX® transducer; temperature transducer; Pt100, Pt200, Pt500 and Pt1000; as well as resistance values ranging 0 ... 1 kOhm , 0 ... 5 kOhm

Item No.: 857-800



JUMPFLEX® transducer; temperature transducer; Pt100, Pt200, Pt500 and Pt1000; as well as resistance values ranging 0 ... 1 kOhm , 0 ... 5 kOhm

Marking

RoHS ✓
Compliant

Business data

Supplier	*WAGO*
Item no.	*857-800*
GTIN / EAN	*4045454470128*
Content	*1*
Order amount	*1*
Customer item number	

Notes

Short description:The 857-801 Temperature Signal Conditioner records Pt100, Pt200, Pt500 and Pt1000 sensors, as well as resistors up to 4.5 kOhm, converting the temperature signal into a standard analog signal on the output side.Features:For Pt100, Pt200, Pt500 and Pt1000 sensors, as well as resistors up to 4.5 kOhm2-, 3-, and 4-wire connection technology Switching between measuring ranges is calibratedSensor wire break/short circuitMeasuring range underflow/overflowClipping capability allows analog standard signal limitation to upper range valuesSafe 3-way isolation with 2.5 kV test voltage to EN 61140Output signal: 0 ... 20 mA, 4 ... 20 mA, 0 ... 10 V, 2 ... 10 V, 0... 5 V, 1 ... 5 V, 0 ... 10 mA, 2 ... 10 mA

Technical data

Miscellaneous

Total number of connection points	*8*
Total number of potentials	*8*
Color	*light gray*

Technical data	
Conformity marking	*CE*
Configuration	*DIP switch*
Sensor types	*Pt100, Pt200, Pt500, Pt1000*
Sensor connection	*2-wire, 3-wire, 4-wire (switchable)*
Temperature range	*-200 °C ... +850 °C*
Load impedance	*600 (Out = mA) 2 k (Out = V)*
Temperature coefficient	*0.02 % /K*
Input signal	*PT sensors and resistors*
Transmission error	*0.1 % at max. measuring span*
Step response	*180 ms (360 ms at 3-wire)*
Nominal supply voltage VS [VDC]	*24 [VDC]*
Supply voltage range	*16.8 V ... 31.2 V*
Current consumption at 24 VDC [mA]	*40 [mA]*
Resistor input	*0 ... 1 k , 0 ... 4.5 k*
Transmission error of set measuring span	*((10 K / set measuring span [K]) + 0.1) %*
Min. measuring span	*-*
Test voltage (input/output/supply)	*2.5 kVAC, 50 Hz, 1 min.*
Connection technology (1)	*CAGE CLAMP® S*
Strip length 1	*9 … 10 mm / 0.35 … 0.39 in*
Type of wiring	*Front-entry wiring*
Fire load [MJ]	*0.737 [MJ]*
Weight [g]	*42 [g]*
Width [mm]	*6 [mm]*
Width [in]	*0.236 [in]*
Height [mm]	*96 [mm]*
Altitude [in]	*3.78 [in]*
Length [mm]	*94 [mm]*
Length [in]	*3.701 [in]*
Storage temperature	*-40 °C ... +85 °C*
Type of mounting	*DIN 35 rail*
Ambient operating temperature	*-25 °C ... +70 °C*

Approbation

Item No.	Registration	Registration no.	Voltage [V]	Current [A]	Cross section [mm², AWG]
857-800	*BV*	*40179_A0*			
857-800	*DNV*	*DNV_A-13346*			
857-800	*GL*	*44 627 - 07 HH*			
857-800	*NK*	*TA12716M*			
857-800	*PRS*	*TE/1989/880590/13*			
857-800	*UL*	*E198726 Sec.4*			
857-800	*UL*	*E175199 Sec.4*			

Accessories

Accessories

Jumper

Item no.	Description	Pack. unit (Sub Pack)
859-404/000-029	Push-in type jumper bar; 4-way; nominal current 18 A; insulated	25
859-402	Push-in type jumper bar; 2-way; nominal current 18 A; insulated	25
859-403	Push-in type jumper bar; 3-way; nominal current 18 A; insulated	25
859-404	Push-in type jumper bar; 4-way; nominal current 18 A; insulated	25
859-405	Push-in type jumper bar; 5-way; nominal current 18 A; insulated	25
859-406	Push-in type jumper bar; 6-way; nominal current 18 A; insulated	25
859-407	Push-in type jumper bar; 7-way; nominal current 18 A; insulated	25
859-408	Push-in type jumper bar; 8-way; nominal current 18 A; insulated	25
859-409	Push-in type jumper bar; 9-way; nominal current 18 A; insulated	25
859-410	Push-in type jumper bar; 10-way; nominal current 18 A; insulated	25
859-410/000-006	Push-in type jumper bar; 10-way; nominal current 18 A; insulated	25
859-410/000-029	Push-in type jumper bar; 10-way; nominal current 18 A; insulated	25
859-402/000-005	Push-in type jumper bar; 2-way; Nominal current 18 A; insulated	25
859-402/000-029	Push-in type jumper bar; 2-way; nominal current 18 A; insulated	25
859-403/000-029	Push-in type jumper bar; 3-way; nominal current 18 A; insulated	25
859-405/000-029	Push-in type jumper bar; 5-way; nominal current 18 A; insulated	25
859-406/000-029	Push-in type jumper bar; 6-way; nominal current 18 A; insulated	25
859-407/000-029	Push-in type jumper bar; 7-way; nominal current 18 A; insulated	25
859-408/000-029	Push-in type jumper bar; 8-way; nominal current 18 A; insulated	25
859-409/000-029	Push-in type jumper bar; 9-way; nominal current 18 A; insulated	25
859-402/000-006	Push-in type jumper bar; 2-way; nominal current 18 A; insulated	25
859-403/000-006	Push-in type jumper bar; 3-way; nominal current 18 A; insulated	25
859-404/000-006	Push-in type jumper bar; 4-way; nominal current 18 A; insulated	25
859-405/000-006	Push-in type jumper bar; 5-way; nominal current 18 A; insulated	25
859-406/000-006	Push-in type jumper bar; 6-way; nominal current 18 A; insulated	25
859-407/000-006	Push-in type jumper bar; 7-way; nominal current 18 A; insulated	25
859-409/000-006	Push-in type jumper bar; 9-way; nominal current 18 A; insulated	25

Accessories

Marking accessories

Item no.	Description	Pack. unit (Sub Pack)
793-501	WMB Multi marking system; plain; for terminal block width 5 - 17.5 mm; 10 strips with 10 markers per card	5
793-5501	WMB Multi marking system; plain; for terminal block width 5 - 17.5 mm; stretchable 5 - 5.2 mm; 10 strips with 10 markers per card	5
793-501/000-006	WMB Multi marking system; plain; for terminal block width 5 - 17.5 mm; 10 strips with 10 markers per card	5
793-501/000-005	WMB Multi marking system; plain; for terminal block width 5 - 17.5 mm; 10 strips with 10 markers per card	5
793-501/000-007	WMB Multi marking system; plain; for terminal block width 5 - 17.5 mm; 10 strips with 10 markers per card	5
793-501/000-012	WMB Multi marking system; plain; for terminal block width 5 - 17.5 mm; 10 strips with 10 markers per card	5
793-501/000-017	WMB Multi marking system; plain; for terminal block width 5 - 17.5 mm; 10 strips with 10 markers per card	5
793-501/000-023	WMB Multi marking system; plain; for terminal block width 5 - 17.5 mm; 10 strips with 10 markers per card	5
793-501/000-024	WMB Multi marking system; plain; for terminal block width 5 - 17.5 mm; 10 strips with 10 markers per card	5
793-5501/000-002	WMB Multi marking system; plain; for terminal block width 5 - 17.5 mm; stretchable 5 - 5.2 mm; 10 strips with 10 markers per card	5
793-5501/000-005	WMB Multi marking system; plain; for terminal block width 5 - 17.5 mm; stretchable 5 - 5.2 mm; 10 strips with 10 markers per card	5
793-5501/000-006	WMB Multi marking system; plain; for terminal block width 5 - 17.5 mm; stretchable 5 - 5.2 mm; 10 strips with 10 markers per card	5
793-5501/000-007	WMB Multi marking system; plain; for terminal block width 5 - 17.5 mm; stretchable 5 - 5.2 mm; 10 strips with 10 markers per card	5
793-5501/000-012	WMB Multi marking system; plain; for terminal block width 5 - 17.5 mm; stretchable 5 - 5.2 mm; 10 strips with 10 markers per card	5
793-5501/000-017	WMB Multi marking system; plain; for terminal block width 5 - 17.5 mm; stretchable 5 - 5.2 mm; 10 strips with 10 markers per card	5
793-5501/000-023	WMB Multi marking system; plain; for terminal block width 5 - 17.5 mm; stretchable 5 - 5.2 mm; 10 strips with 10 markers per card	5
793-5501/000-024	WMB Multi marking system; plain; for terminal block width 5 - 17.5 mm; stretchable 5 - 5.2 mm; 10 strips with 10 markers per card	5

Accessories

General accessory

Item no.	Description	Pack. unit (Sub Pack)
210-720	Operating tool with partially insulated shaft; Type 2, blade (3.5 x 0.5) mm; suitable for 260, 261, 262, 264, 270, 280, 281, 290, 775, 776, 777, 769, 780, 781, 869, 870, 880, 2002, 2003, 2004, 2005 and 2022 Series	1
857-980	JUMPFLEX® adapter; with 16-pole flat cable connector per DIN 41651; analog	1
857-981	JUMPFLEX® adapter; with 14-pole flat cable connector per DIN 41651; High-side switching input	1
857-982	JUMPFLEX® adapter; with 14-pole flat cable connector per DIN 41651; High-side switching output	1
857-986	JUMPFLEX® adapter; with D-subminiature male connector; Input	1

Images & drawings

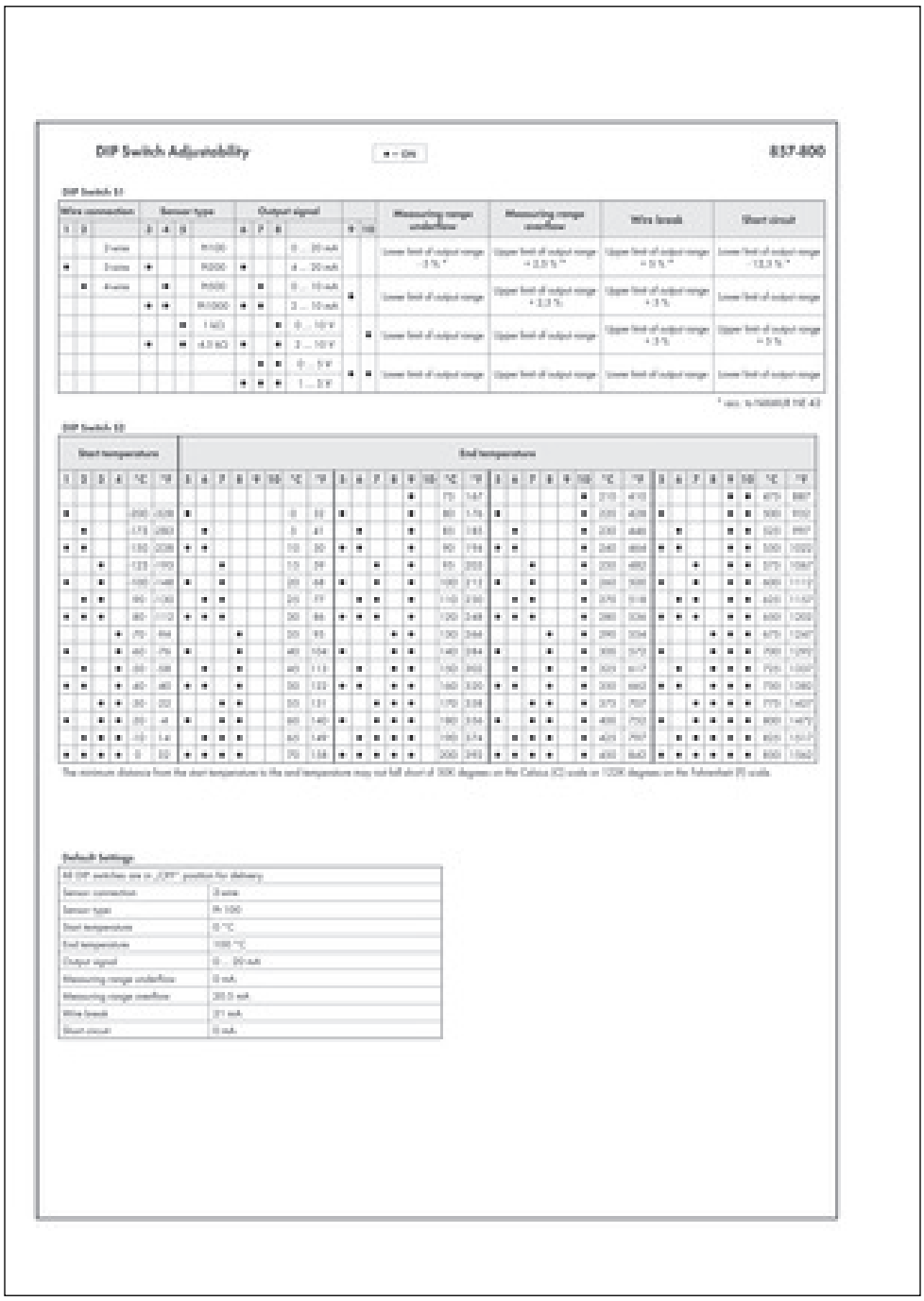

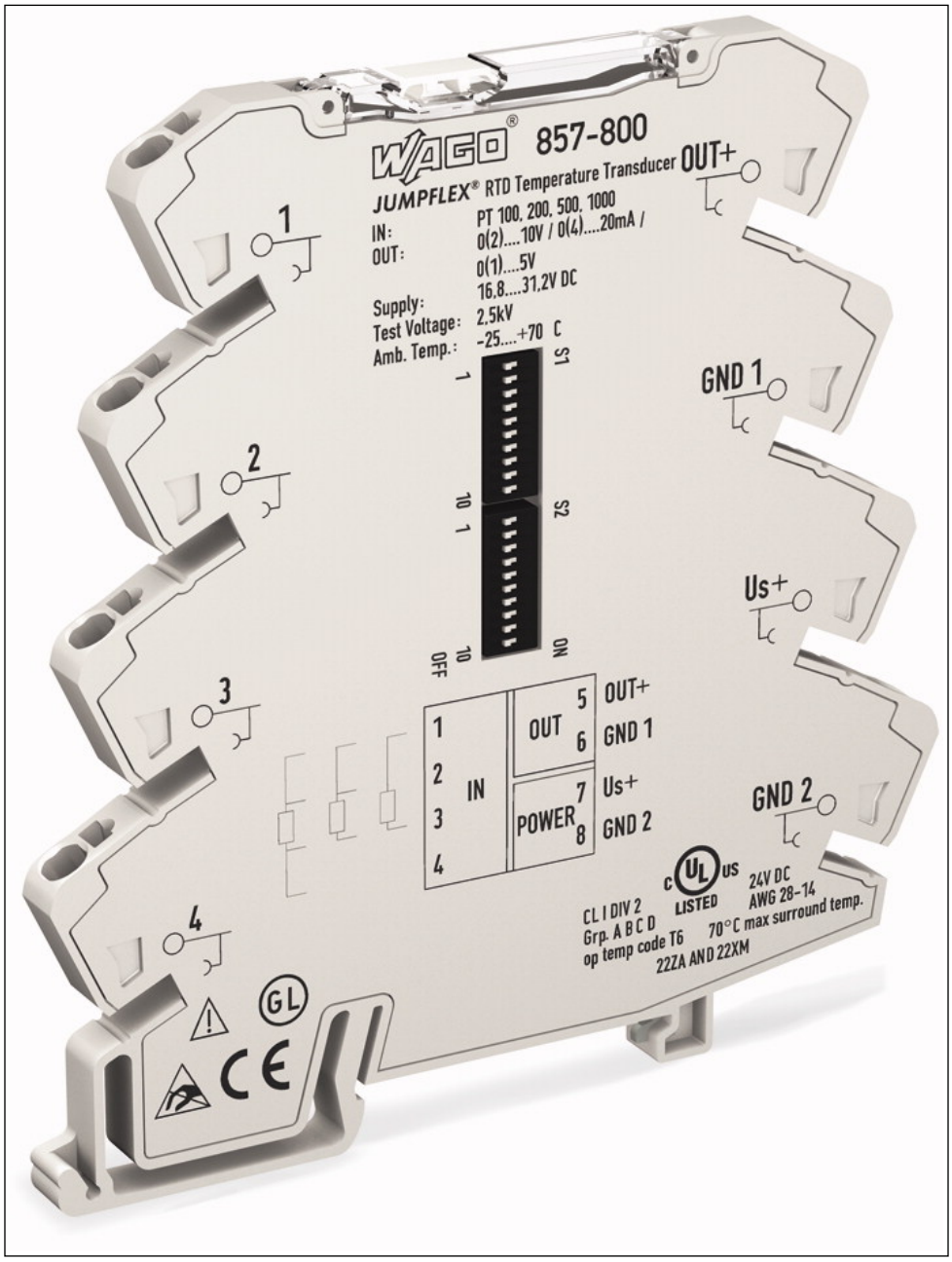
WAGO
857-800
JUMPFLEX® RTD Temperature Transducer
IN: PT 100, 200, 500, 1000
OUT: 0(2)....10V / 0(4)....20mA / 0(1)....5V
Supply: 16.8....31.2V DC
Test Voltage: 2.5kV
Amb. Temp.: -25....+70 °C
OUT+
GND 1
Us+
GND 2
1
2
3
4
IN
OUT
POWER
5 OUT+
6 GND 1
7 Us+
8 GND 2
CL I DIV 2
Grp. A B C D
op temp code T6
c UL us LISTED
24V DC
AWG 28-14
70°C max surround temp.
22ZA AND 22XM
GL
CE

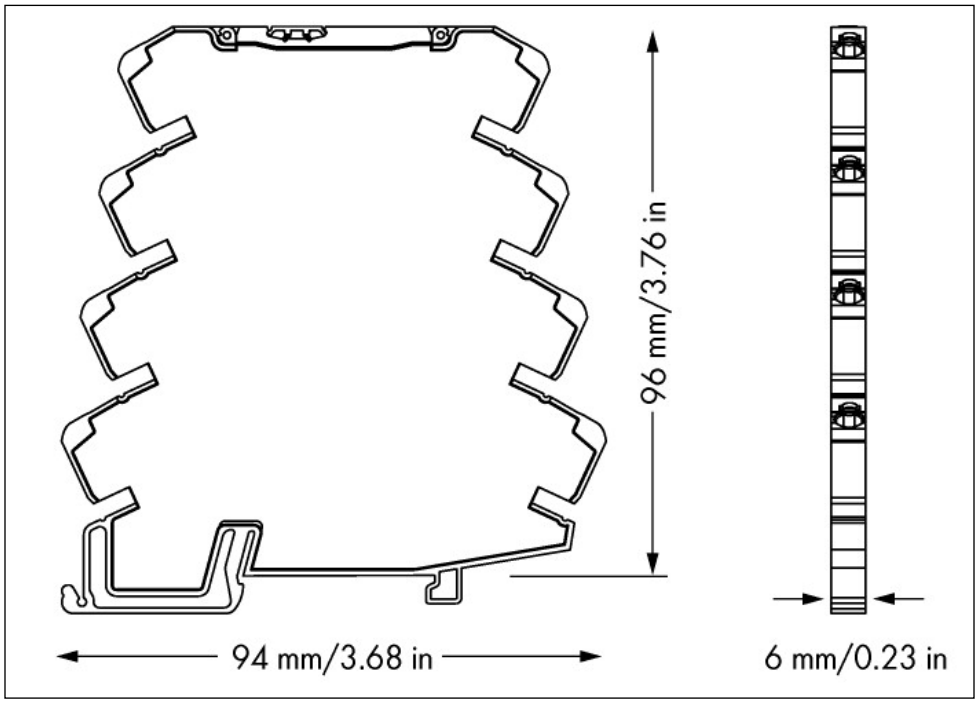

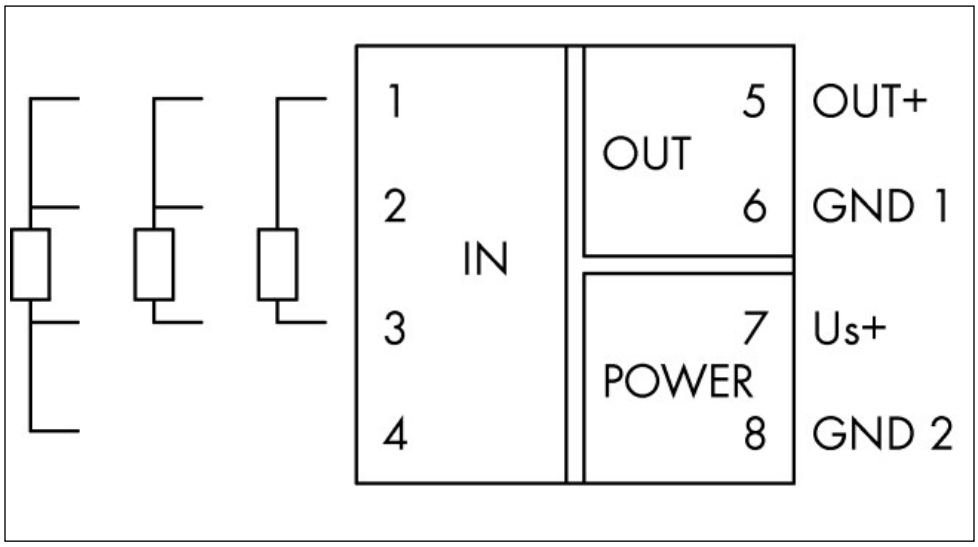

Address

WAGO Kontakttechnik GmbH & Co. KG
Hansastr. 27
32423 Minden
Telefon: 0571/887-0
Fax: 0571/887-169
http://www.wago.com
© WAGO Kontakttechnik GmbH & Co. KG
Technische Änderungen und Irrtümer vorbehalten.