ELECTRICAL INTERCONNECTIONS



Fuse, disconnect & test terminal blocks

100% spring clamp technology. The safe alternative.

WAGO®
INNOVATIVE CONNECTIONS

TOPJOB® S Innovations for even greater safety



NEW

TOPJOB®S disconnect terminal block in 2- and 4-conductor design

Product profile
TOPJOB®S 2- and 4-conductor disconnect terminal blocks, Series 2002
Terminal block width: 5.2 mm
Cross-section range:
0.25 mm^2-2.5 mm^2/4 mm^2 (with/without ferrule)
Rated voltage: 400 V/6 kV/3
Rated current: 16 A

Product profile
TOPJOB®S double-deck disconnect terminal blocks, Series 2002
Terminal block width: 5.2 mm
Cross-section range:
0.25 mm^2-2.5 mm^2/4 mm^2 (with/without ferrule)
Rated voltage: 400 V/6 kV/3
Rated current: 16 A





NEW

TOPJOB®S double-deck disconnect terminal block

Transverse disconnect terminal blocks for current transformer circuits

Functional and safe

With a depth of only 89 mm, the transverse disconnect terminal block is currently the most compact screwless terminal block of its kind. It can be used, in particular, to provide clear and cost-effective short-circuiting of current transformers.



- Insulated circuit jumpers for linking several terminal blocks depending on circuit requirements
- Recessed switch lever prevents accidental operation
- Integral insulated test sockets for Ø 4 mm test plugs on the transformer side
- Coupling device for simultaneous operation of several switch levers
- Three marking options
- Dimensions: 8 x 37.5 x 89 mm (W x H x D)



Short-circuit jumper

Normal operation

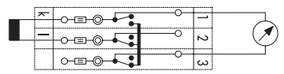

Measurement testing

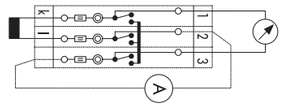

Transformer short-circuit

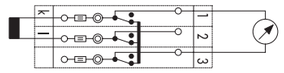

Longitudinal disconnect terminal blocks for current transformer circuits

Automatically and safely shorted

With these disconnect and test terminal blocks for current transformer circuits, the transformer secondary winding is automatically short-circuited when the screwless, pivoting disconnect link is switched over. There are no undefined intermediate positions. The terminal blocks are prepared for short-circuiting the transformer - once and for all - by the single action of plugging in a short-circuit jumper.



All the advantages and safety-related features in brief:

- Automatic short-circuiting of the transformer secondary winding
- Jumper position at bottom of terminal block for preparing to short-circuit transformer
- Latching switch lock prevents accidental opening/disconnection in both switch positions
- Simultaneous switching of up to 4 terminal blocks by means of transparent cover clipped to disconnect link
- Jumper position on transformer side for circuit-related cross-bridging
- Touchproof test sockets for Ø 4 mm test plugs
- One CAGE CLAMP® connection on the transformer side, two on the measuring side



Short-circuit jumper position

Normal operation

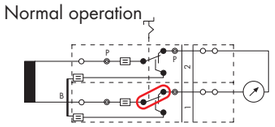

Transformer short-circuit

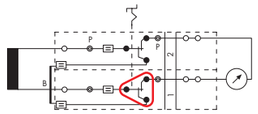



Relay testing

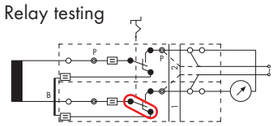



Measurement testing

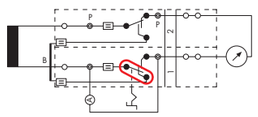



Longitudinal disconnect terminal blocks for current transformer circuits

Compact and economic

Transformer test circuits (reference measurement, transformer short-circuit and relay testing) can be implemented particularly in a cost-effective way with just two longitudinal disconnect terminal blocks - without loss of clarity and safety.



Switchable rail-mounted terminal blocks for current transformer secondary circuits

The advantages in detail:

- Captive storage of short-circuit jumper in pre-latching position
- Integral insulated test sockets for Ø 4 mm test plugs on the transformer and measuring side
- Coupling device for simultaneous operation of several switch levers
- Recessed switch lever prevents accidental operation
- Switch lock safeguards the current switching state
- Three marking options
- Dimensions: only 8 x 46.5 x 98 mm (W x H x D)



Jumpers

Normal operation

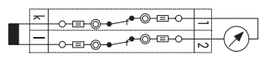

Measurement testing

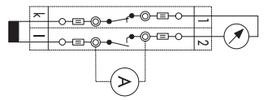

Transformer short-circuit

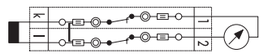

Relay testing

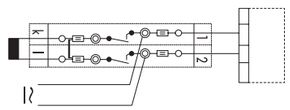

Disconnect terminal blocks for test and measurement

Series 280/281	 280-912 281-912  280-683 281-683  280-836 281-659  280-685	5 mm / 6 mm 0.08 - 2.5 mm²/4 mm² 400 V/6 kV/3 **10 A**	with disconnect tab
Series 280	 280-622  280-612	5 mm 0.08 - 2.5 mm² 400 V/6 kV/3 **10 A**	with disconnect tab
Series 769	 769-232  769-212	5 mm 0.08 - 4 mm² 400 V/6 kV/3 **16 A**	X-COM SYSTEM, DISCONNECT RECEPTACLE TERMINAL BLOCKS
Series 281	 281-624	8 mm 0.08 - 4 mm² 800 V/8 kV/3 **16 A**	with disconnect tab
Series 282	 282-697	8 mm 0.2 - 6 mm² 400 V/6 kV/3 **30 A**	
Series 280	 280-521	5 mm 0.08 - 2.5 mm² 400 V/6 kV/3 **10 A**	Double deck
Series 280	 280-563  280-562	5 mm 0.08 - 2.5 mm² 400 V/6 kV/3 **10 A**	Sensor/actuator terminal blocks
Series 282	 282-860  282-870  282-821  282-811	8 mm 0.2 - 6 mm² 500 V/6 kV/3 **30 A**	e.g. for voltage transformer circuits
Series 742	 742-101  742-151  742-153	RM 5 mm / 5.08 mm 0.08 - 2.5 mm² 250 V/4 kV/3 500 V/4 kV/2 **16 A**	PCB terminal blocks
Series 280	 280-627	5 mm 0.08 - 2.5 mm² 400 V/6 kV/3 **10 A**	with disconnect tab and test sockets
Series 280/281	 280-649  280-829 281-666	5 mm / 6 mm 0.08 - 2.5 mm²/4 mm² 400 V/6 kV/3 **10 A**	with disconnect tab and test sockets
Series 280	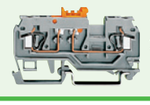 280-870 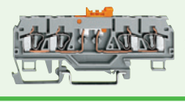 280-874	5 mm 0.08 - 2.5 mm² 400 V/6 kV/3 **16 A**	with disconnect link and integral test opening
Series 2002	 2002-1671  2002-1871	5.2 mm 0.25 - 2.5 mm²/4 mm² 400 V/6 kV/3 **16 A**	CAGE CLAMP®S connection
Series 2002	 2002-2951  2002-2958  2002-2971	5.2 mm 0.25 - 2.5 mm²/4 mm² 400 V/6 kV/3 **16 A**	CAGE CLAMP®S connection Double deck

The use of WAGO disconnect terminal blocks or disconnect/test terminal blocks gives you the following advantages:

Connection:
- CAGE CLAMP® connection for single, stranded and fine-stranded conductors up to 6 mm²
- CAGE CLAMP®S connection Series 2002 for single, stranded and fine-stranded conductors up to 4 mm² enables direct insertion of single and fine-stranded conductors with ferrules
- Single and double connection on the input and/or output side for circuit multiplication without jumpers or additional terminal blocks

Function:
- Screwless disconnect mechanism, easy-to-use pivoting disconnect link or disconnect tab
- Clear switching state indicator
- Rated current up to 30 A, rated voltage up to 800 V

Designs:
- Disconnect/test terminal blocks for printed circuit boards, i.e. the transposition of rail-mounted terminal block functions to the printed circuit board
- Disconnect function also included in multilevel rail-mounted terminal blocks and terminal blocks for sensors and actuators
- WAGO X-COM-SYSTEM disconnect receptacle terminal blocks enable modules to be pre-assembled with plug-in wiring
- Save space in the lengthwise direction: TOPJOB®S double-deck disconnect terminal blocks

Extras:
- Disconnectors available in different colours, e.g. to discriminate between different signal groups
- The same shape as corresponding through terminal blocks provide clarity and ease of inspection
- Permanent test sockets or optionally for modules
- Numerous jumper systems for commoning on the input and/or output side for safe and cost-effective implementation of sophisticated circuit requirements


Plug-in wiring to disconnect terminal blocks


Test, measurement and disconnect terminal block


Staggered jumpers for sophisticated circuit requirements


Disconnect link removable by hand


1-conductor female connector, jumpers cannot be fitted to disconnect receptacle terminal blocks


Two disconnect terminal blocks with different voltages in a width of only 5.2 mm

Fuse terminal blocks

Series 281	 281-611	U_N I_N	5 x 20 mm, 5 x 25 mm, 5 x 30 mm 8 mm 0.08 - 4 mm² 800 V/8 kV/3 ① **10 A** "T", 6.3 A "FF", "T" ①	pivoting fuse holder
Series 281	 281-613 281-541	U_N I_N	1/4 x 1", 1/4 x 1 1/4" 10 mm 0.08 - 4 mm² 800 V/8 kV/3 **10 A** "T", 6.3 A "FF", "T"	pivoting fuse holder
Series 282	 282-689 281-429	U_N I_N	Blade fuse insert for automobile fuses 8 mm 0.2 - 6 mm² 400 V/6 kV/3 ① **25 A/30 A** ①	
Series 282	 282-122 282-166	U_N I_N	5 x 20 mm, 5 x 25 mm, 1/4 x 1", 1/4 x 1 1/4" 13 mm 0.2 - 6 mm² 500 V/6 kV/3 ① **10 A** ①	
Series 742	 742-116  742-166  742-168	U_N I_N	Mini-Fuse* blade fuse insert 5 mm (grey), 5.08 mm (orange) 0.08 - 2.5 mm² 250 V/4 kV/3 or 500 V/4 kV/2 ① **15 A**	PCB terminal blocks
Series 281	 281-511	U_N I_N	5 x 20 mm, 5 x 25 mm 6 mm (grey) 250 V max. ① **6.3 A** "T", 5 A "FF", "T" ①	
Series 281	 281-916  281-656		6 mm 0.08 - 4 mm²	Carrier terminal blocks
Series 280	 280-532  280-510  280-531		5 mm 0.08 - 2.5 mm²	Carrier terminal blocks
Series 280	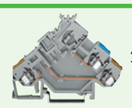 280-565  280-575  280-588		5 mm 0.08 - 2.5 mm²	Sensor/actuator terminal blocks
Series 769	 769-161 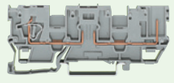 769-181		5 mm 0.08 - 4 mm²	X-COM-SYSTEM, disconnect receptacle terminal blocks
Series 280	 280-801	U_N I_N	250 mA FF ÷ 2 A FF 5 mm 125 V max. ① **5 A** ①	
Series 280/281	 280-606  280-616  281-656  280-610  281-610  280-616		5 mm 0.08 - 2.5 mm²	Receptacle terminal blocks
Series 280	 280-565  280-575  280-588  280-561  280-571		5 mm 0.08 - 2.5 mm²	X-COM-SYSTEM, disconnect receptacle terminal blocks
Series 769	 769-161  769-181		5 mm 0.08 - 4 mm²	X-COM-SYSTEM, disconnect receptacle terminal blocks

① The electrical data is defined by the fuse and fuse-blown indicator respectively.
*according to DIN 72581-3/ISO 8820

WAGO fuse terminal blocks are distinguished by the following product features/advantages:

Fuse terminal blocks with pivoting fuse holder:

- Fuse holder with or without blown fuse indication
- Spare fuse storage facility in the case of fuse holders without blown fuse indication
- Various test options
- "Touchproof" protection in all positions of the fuse holder

Fuse plugs for carrier terminal blocks:

- Fuse plugs with or without blown fuse indication
- No risk of touching live parts when changing fuses
- Fuse plugs can be retained by service personnel during maintenance work avoiding unintentional restarting
- Two test slots
- Can also be used as a disconnect plug with short-circuit jumper
- Fuse plug with soldered miniature fuse only 5 mm wide - enables high packing density

Fuse terminal blocks for mini-automative blade-type fuses:

- For currents up to 30 A
- With or without blown fuse indication
- Separate test slots for touch contact testing
- Also suitable for thermal automotive circuit breakers (e.g. ETA, Type 1170-02, Type 1610-21, Type 1610-22)

Fuse terminal blocks for printed circuit boards:

- Transposition of rail-mounted terminal block functions to the printed circuit board
- 2- and 3-conductor terminal blocks for circuit multiplication without jumpers and additional terminal blocks
- Separate test slots



Testing fuse terminal blocks



As a general principle, all WAGO fuse terminal blocks are fitted with CAGE CLAMP® connection for single, stranded and fine-stranded conductors. Multi-conductor terminal blocks or plug-in jumper systems enable input paths to be distributed between several individual fused consumers. Through terminal blocks with the same shape create order and clarity. Receptacle terminal blocks from the WAGO X-COM-SYSTEM are provided for fitting fuse plugs, plug-in diodes and indicator modules right up to multipole interface modules.

WAGO Service World Wide

Austria
WAGO Kontakttechnik Ges.m.b.H.
1230 Wien
Phone ++43/1/615 07 80
Fax ++43/1/615 07 75

Belgium
WAGO Kontakttechnik
1930 Zaventem
Phone ++32/2/717 90 90
Fax ++32/2/717 90 99

Brazil
WAGO Eletroeletrônicos Ltda
São Roque da Chave – Itupeva – SP
13295-000
Phone ++55/11/4591 0199
Fax ++55/11/4591 0190

China
WAGO ELECTRONIC (TIANJIN) Co. LTD
Tianjin 301700
Phone ++86/22/59617688
Fax ++86/22/59617668

CIS Countries
WAGO Kontakttechnik
Moskau Office
127055 Moskau
Phone ++7/095/978 66 70
Fax ++7/095/978 66 90

Czech Republic
WAGO Elektro spol. sr. o.
14700 Praha 4 – Hodkovičky
Phone ++420 261 090 143
Fax ++420 261 090 144

61400 Brno – Husovice
Phone ++ 420 545 423 010
Fax ++ 420 545 211 215

Denmark
WAGO Danmark
Filial af WAGO Kontakttechnik
GmbH & Co. KG
3500 Værløse
Phone ++45 /44 35 77 77
Fax ++45 /44 35 77 87

Finland
WAGO Kontakttechnik GmbH & Co. KG
Filial i Finland
00880 Helsinki
Phone ++ 358 9 7744 060
Fax ++ 358 9 7744 0660

France
WAGO CONTACT S.A.
Paris Nord 2
95947–ROISSY CDG CEDEX
Phone ++33 /148172590
Fax ++33 /148632520

Germany
WAGO Kontakttechnik GmbH & Co. KG
P.O. Box 28 80 · 32385 Minden
Hansastraße 27 · 32423 Minden
Phone ++ 49/5 71/8 87 0
Fax ++ 49/5 71/8 87 169

Great Britain
WAGO Limited
RUGBY CV21 1SG
Phone ++ 44/1788/568008
Fax ++ 44/1788/568050

India
WAGO & CONTROLS (INDIA) LTD.
Noida-201-301
Phone ++91/120/2 58 04 09/10
Fax ++91/120/2 58 00 81

Italy
WAGO ELETTRONICA SRL
40068 S. Lazzaro di Savena (BO)
Phone ++39/051/627 21 70
Fax ++39/051/627 21 74

Japan
WAGO Co. of JAPAN Ltd.
Tokyo 136-0071
Phone ++81/3/5627/2050
Fax ++81/3/5627/2055

Malaysia
WAGO Rep. Off. Malaysia
46150 Petaling Jaya
Phone ++60-3-7877 1776
Fax ++60-3-7877 2776

Netherlands
WAGO Nederland
3846 CB Harderwijk
Phone ++31/341/ 439039
Fax ++31/341/ 439030

Norway
WAGO NORGE FILIAL AV
WAGO Kontakttechnik GmbH & Co. KG
1067 Oslo
Phone ++47-22 30 94 50
Fax ++47-22309451

Poland
WAGO ELWAG sp. z o. o.
50-506 Wrocíaw
Phone ++48/71/3604670/78
Fax ++48/71/3604699

Singapore
WAGO Electronic Pte Ltd
Singapore 367904
Phone ++65/62866776
Fax ++65/62842425

Slovak Republic
WAGO Elektrik spol.s r.o.
83102 Bratislava
Phone/Fax ++ 421/2 /44458301

Sweden
WAGO Sverige
WAGO Kontakttechnik GmbH & Co. KG
Tyskland Filial
17543 Järfälla
Phone ++46-858410680
Fax ++46-858410699

Switzerland
WAGO CONTACT SA
1564 Domdidier
Phone ++41/26 /676 75 00
Fax ++41/26 /676 75 75

Taiwan R.O.C.
WAGO Taiwan
Chung-Ho City, 23556,
Phone ++886/2/2244/2569
Fax ++886/2/2244/2658

USA
WAGO CORPORATION
Germantown, WI 53022
Phone ++1/262/255-6222
Fax ++1/262/255-3232

060504/01 · 0888-0151/0200-3601 · Fuse, disconnect & test terminal blocks 2.0 · E · 06/06 · Printed in Germany, PD · Subject to design changes

WAGO Kontakttechnik GmbH & Co. KG
P.O. Box 28 80 · D-32385 Minden
Hansastraße 27 · D-32423 Minden
Telefon (0571) 887-0
Telefax (0571) 887-169
info@wago.com
www.wago.com

WAGO® INNOVATIVE CONNECTIONS