CABLE TRUNKING SYSTEMS



3

MAIN TECHNICAL FEATURES

Material: technopolymer on rigid PVC base, self-extinguishing V0 (UL94) and high resistant to UV rays.
Standard colours: white RAL 9001 and grey RAL 7030.
System protection degree: IP40 (trunking + cover).
Resistance to mechanical shocks IK 07 (shocks up to 2 j).
Resistance to heat in continuous use: up to +70° C.
Resistance to abnormal heat: up to 650° C (Glow Wire Test, Reference Standard IEC 695-2-1).
Insulation resistance > 100 MΩ.
Dielectric voltage > 3.000 V~.
Installation temperature range: minimum -5° C, maximum +60° C.
Standard length: 2mt bars.
Reference Standards: EN 50085-1, EN 50085-2-1.
Products complying with the main requirements of the regulation B.T. 2006/96/CE.
Products complying with the regulation RoHS 2002/95/CE.



Cable trunkings Series CP
Trunkings, separators, cable retainers
page 60



Cable trunking systems device installation trunking systems Series CP - Trunkings and accessories
page 64



Device installation trunking system Series KUADRA for standard devices 45x45mm
page 79



Cable trunkings Series CP
DIN dimensions pitch 12,5mm
page 82



Wall mounting modular enclosure IP40 white RAL 9001
With transparent door Series 600
page 83

MAIN TECHNICAL FEATURES

Front-hooking cover without sharp edges, functional modern design

Accessories for change of direction for any installation need

Cable retainers for a neat installation as well as a ceiling installation

The separator has pre-cutting lines permitting to adjust it to the different trunking heights



Perforated bottom for a quicker and more precise installation

The cable trunkings can have 2, 3, 4 or 5 internal compartments for any distribution need

The boxes for different divices and indutrial sockets can serve as derivation boxes if closed with their cover

Fully made of self-extinguishing technopolymer on PVC base and available in white RAL 9001 and in grey RAL 7030, the cable and device trunkings can be installed on the wall, on the ceiling and, thanks to proper support brackets, as gangway.
Starting from the dimension 80x40 one or more sectionable separators can be put into the bottom to obtain up to 4 different compartments, perfectly divided to permit to put, in the same trunking, the wires of different electric circuits: power, phone, data transmission and other, without any risk of interferences or inappropriate overlapping, according to the Standard CEI 64-8.
The derivation boxes have an appropriate grid allowing to keep the cables divided. The device boxes, equipped with a blank cover, can be also used as further junction boxes.
The several accessories for the change of direction, the derivation boxes and the device boxes allow to put together a complete and functional distribution system.
The cable trunkings CP can be combined with skirting board and wall trunking system and the minitrunking system, as well as the modular enclosures manufactured in the same colour as the trunkings, in order to fulfill the installation and renovation needs with a compact elegant functional system.

mounting examples







CABLE TRUNKINGS **SERIES CP**

MAIN TECHNICAL FEATURES:

- Made of self-extinguishing technopolymer on rigid PVC base.
- Perforated bottom for fixing by screws or plugs.
- Accessories are set onto the trunking with a simple click.
- Protection degree IP 40 only if installed with the proper accessories.
- Standard bar length: 2m.
- Packed in strong cardboard boxes suitable for transport and storage.
- **Colour code: B = white, G = grey.**

CE

WHITE RAL 9001

GREY RAL 7030

IP 40

ITEM	EXTERNAL DIMENSIONS W x H mm	READY FOR SEPARATOR	SECTION AREA mm²	PACKAGING m
ECCP2540B	25x40	NO	760	100
ECCP2560B	25x60	NO	1100	70
ECCP2580B	25x80	NO	1520	56
ECCP4040B	40x40	NO	1214	70
ECCP4060B	40x60	NO	1950	56
ECCP4080B	40x80	NO	2530	40
ECCP40100B	40x100	NO	3110	32
ECCP5050B	50x50	NO	2076	24
ECCP6040B	60x40	NO	1930	50
ECCP6060B	60x60	NO	3046	32
ECCP6080B	60x80	NO	4215	36
ECCP60100B	60x100	NO	5332	24



CABLE TRUNKINGS **SERIES CP**

MAIN TECHNICAL FEATURES:

- Made of self-extinguishing technopolymer on rigid PVC base.
- Perforated bottom for fixing by screws or plugs.
- Accessories are set onto the trunking with a simple click.
- Protection degree IP 40 only if installed with the proper accessories.
- Standard bar length: 2m.
- Packed in strong cardboard boxes suitable for transport and storage.
- **Colour code: B = white, G = grey.**

CE

WHITE RAL 9001

GREY RAL 7030

IP 40

ITEM	EXTERNAL DIMENSIONS W x H mm	READY FOR SEPARATOR	SECTION AREA mm²	PACKAGING m
ECCP7550B	75x50	YES (2)	3125	40
ECCP8040B	80x40	YES (2)	2530	40
ECCP8060B	80x60	YES (2)	4202	28
ECCP8080B	80x80	YES (2)	5620	30
ECCP80100B	80x100	YES (2)	7064	24
ECCP10040B	100x40	YES (2)	3316	28
ECCP10060B	100x60	YES (2)	5236	20
ECCP10080B	100x80	YES (2)	7156	24
ECCP100100B	100x100	YES (2)	8980	16
ECCP12040B	120x40	YES (2)	4040	24
ECCP12060B	120x60	YES (2)	6340	20
ECCP12080B	120x80	YES (2)	8640	16
ECCP15060B	150x60	YES (4)	7738	16
ECCP20060B	200x60	YES (4)	10278	16
ECCP20080B	200x80	YES (4)	14278	12
ECSESB	40/60/80	SECTIONABLE SEPARATORS	-	50



CABLE RETAINERS **SERIES CO**

MAIN TECHNICAL FEATURES:

- Made of rigid nylon.
- Prevent the cables from falling off during the installation
- Can be fixed to the trunking by screws
- Cable retaining bars can be installed with a simple click.
- Can be used both in the cable trunkings and in the slotted trunkings.
- Cable retaining pieces and bars are recommended if the trunking is installed on the wall or on the ceiling.
- Packed in strong cardboard boxes suitable for transport and storage.

CE

GREY RAL 7035

ITEM	TRUNKING DIMENSIONS W x H mm	DESCRIPTION	PACKAGING PIECES
ECCO4040	40x40	CABLE RETAINER	5/25
ECCO4060	40x60	CABLE RETAINER	5/25
ECCO4080	40x80	CABLE RETAINER	5/25
ECCO40100	40x100	CABLE RETAINER	5/25
ECCO6040	60x40	CABLE RETAINER	5/25
ECCO6060	60x60	CABLE RETAINER	5/25
ECCO6080	60x80	CABLE RETAINER	5/25
ECCO60100	60x100	CABLE RETAINER	5/25
ECCO8040	80x40	CABLE RETAINER	5/25
ECCO8060	80x60	CABLE RETAINER	5/25
ECCO8080	80x80	CABLE RETAINER	5/25
ECCO80100	80x100	CABLE RETAINER	5/25
ECCO10040	100x40	CABLE RETAINER	5/25
ECCO10060	100x60	CABLE RETAINER	5/25
ECCO10080	100x80	CABLE RETAINER	5/25
ECCO100100	100x100	CABLE RETAINER	5/25
ECCO12040	120x40	CABLE RETAINER	5/25
ECCO12060	120x60	CABLE RETAINER	5/25
ECCO12080	120x80	CABLE RETAINER	5/25
ECCO150	150x60	CABLE RETAINING BAR	5/25
ECCO200	200x60/80	CABLE RETAINING BAR	5/25



COMPONENTS OF CABLE TRUNKING SYSTEMS

The cable trunking systems are composed of the trunking and accessories for the change of direction, the joining and the derivation, that, if correctly assembled and installed, form a system with protection degree IP40. The accessories for the change of direction are set directly on the trunking with a click.

CABLE TRUNKING WITH COVER
MADE OF SELF-EXTINGUISHING TECHNOPOLYMER



90° INTERNAL ANGLE FOR CHANGE OF DIRECTION



90° EXTERNAL ANGLE FOR CHANGE OF DIRECTION



90° FLAT ANGLE FOR CHANGE OF DIRECTION



STRAIGHT JOINT TO LINK 2 TRUNKING TRACKS



T JOINT FOR DERIVATIONS ON THE SAME LEVEL



END CAP TO CLOSE STRAIGHT TRUNKING TRACKS



KIT ADAPTOR BOX HOLE CENTRE DISTANCE 60/70 mm
TO INSTALL DEVICES FROM DIFFERENT STANDARDS OR SCHUKO SOCKETS THANKS TO THE DIFFERENT HOUNSINGS, FOR 60 mm HIGH TRUNKINGS



INSTALLATION KIT FOR DEVICES HOLE CENTRE DISTANCE 83,5 mm
UP TO 3 ITALIAN STANDARD DEVICES FOR 60 mm HIGH TRUNKINGS



BLANK COVER FOR BOX HOLE CENTRE DISTANCE 83,5 mm



INSTALLATION KIT FOR INDUSTRIAL SOCKETS
TO INSTALL INDUSTRIAL SOCKETS IN 60 mm HIGH TRUNKINGS



SEPARATION BOX FOR TRUNKINGS WITH SEVERAL COMPARTMENTS
TO SEPARATE THE DIFFERENT ELECTRICAL CIRCUITS AND TO MAKE DERIVATIONS



CABLE TRUNKING SYSTEMS **40x40**

MAIN TECHNICAL FEATURES:

- Made of self-extinguishing technopolymer on rigid PVC base.
- Perforated bottom for fixing by screws or plugs.
- Accessories are set onto the trunking with a simple click.
- Standard bar length: 2m.
- Packed in strong cardboard boxes suitable for transport and storage.
- **Colour code: B = white, G = grey.**

CE

WHITE RAL 9001

GREY RAL 7030

IP 40

ITEM	DESCRIPTION	DIMENSIONS W x H mm	READY FOR SEPARATOR	PACKAGING m / PIECES
ECCP4040B	Cable trunking	40x40	NO	70 m
ECAI4040B	Internal angle	40x40	-	10/50 pcs
ECAE4040B	External angle	40x40	-	10/50 pcs
ECAP4040B	Flat angle	40x40	-	10/50 pcs
ECGU4040B	Straight joint	40x40	-	10/50 pcs
ECT4040B	T-joint	40x40	-	10/50 pcs
ECTT4040B	End cap	40x40	-	10/50 pcs
ECSSB2	Separation and derivation box	165x165x75	-	1/5 pcs





CABLE TRUNKING SYSTEMS **60x40**

MAIN TECHNICAL FEATURES:

- Made of self-extinguishing technopolymer on rigid PVC base.
- Perforated bottom for fixing by screws or plugs.
- Accessories are set onto the trunking with a simple click.
- Standard bar length: 2m.
- Packed in strong cardboard boxes suitable for transport and storage.
- **Colour code: B = white, G = grey.**

CE

WHITE RAL 9001

GREY RAL 7030

IP 40

ITEM	DESCRIPTION	DIMENSIONS W x H mm	READY FOR SEPARATOR	PACKAGING m / PIECES
ECCP6040B	Cable trunking	60x40	NO	50 m
ECAI6040B	Internal angle	60x40	-	10/50 pcs
ECAE6040B	External angle	60x40	-	10/50 pcs
ECAP6040B	Flat angle	60x40	-	10/50 pcs
ECGU6040B	Straight joint	60x40	-	10/50 pcs
ECT6040B	T-joint	60x40	-	10/50 pcs
ECTT6040B	End cap	60x40	-	10/50 pcs
ECSSB2	Separation and derivation box	165x165x75	-	1/5 pcs





CABLE TRUNKING SYSTEMS **60x60**

MAIN TECHNICAL FEATURES:

- Made of self-extinguishing technopolymer on rigid PVC base.
- Perforated bottom for fixing by screws or plugs.
- Accessories are set onto the trunking with a simple click.
- Standard bar length: 2m.
- Packed in strong cardboard boxes suitable for transport and storage.
- **Colour code: B = white, G = grey.**

CE

WHITE RAL 9001

GREY RAL 7030

IP 40

ITEM	DESCRIPTION	DIMENSIONS W x H mm	READY FOR SEPARATOR	PACKAGING m / PIECES
ECCP6060B	Cable trunking	60x60	NO	32 m
ECAI6060B	Internal angle	60x60	-	-/10 pcs
ECAE6060B	External angle	60x60	-	-/10 pcs
ECAP6060B	Flat angle	60x60	-	-/10 pcs
ECGU6060B	Straight joint	60x60	-	-/20 pcs
ECT6060B	T-joint	60x60	-	-/10 pcs
ECTT6060B	End cap	60x60	-	-/20 pcs
ECSSB2	Separation and derivation box	165x165x75	-	1/5 pcs





CABLE TRUNKING SYSTEMS **80x40**

MAIN TECHNICAL FEATURES:

- Made of self-extinguishing technopolymer on rigid PVC base.
- Perforated bottom for fixing by screws or plugs.
- Accessories are set onto the trunking with a simple click.
- Standard bar length: 2m.
- Packed in strong cardboard boxes suitable for transport and storage.
- **Colour code: B = white, G = grey.**

CE

WHITE RAL 9001

GREY RAL 7030

IP 40

ITEM	DESCRIPTION	DIMENSIONS W x H mm	READY FOR SEPARATOR	PACKAGING m / PIECES
ECCP8040B	Cable trunking	80x40	YES (2)	40 m
ECAI8040B	Internal angle	80x40	-	-/10 pcs
ECAE8040B	External angle	80x40	-	-/10 pcs
ECAP8040B	Flat angle	80x40	-	-/10 pcs
ECGU8040B	Straight joint	80x40	-	-/20 pcs
ECTT8040B	End cap	80x40	-	-/20 pcs
ECSSB2	Separation and derivation box	165x165x75	-	1/5 pcs

T joint is obtained by straight joint "GU"





CABLE TRUNKING SYSTEMS **80x60**

MAIN TECHNICAL FEATURES:

- Made of self-extinguishing technopolymer on rigid PVC base.
- Perforated bottom for fixing by screws or plugs.
- Accessories are set onto the trunking with a simple click.
- Standard bar length: 2m.
- Packed in strong cardboard boxes suitable for transport and storage.
- **Colour code: B = white, G = grey.**

CE

WHITE RAL 9001

GREY RAL 7030

IP 40

ITEM	DESCRIPTION	DIMENSIONS W x H mm	READY FOR SEPARATOR	PACKAGING m / PIECES
ECCP8060B	Cable trunking	80x60	YES (2)	28 m
ECAI8060B	Internal angle	80x60	-	-/10 pcs
ECAE8060B	External angle	80x60	-	-/10 pcs
ECAP8060B	Flat angle	80x60	-	-/10 pcs
ECGU8060B	Straight joint	80x60	-	-/20 pcs
ECTT8060B	End cap	80x60	-	-/20 pcs
ECKIT80B	Installation kit for 3 Italian devices - 83,5 mm	80x60	-	1/10 pcs
ECCPB	Blank cover for box hole centre distance 83,5 mm	120x83x5	-	5/50 pcs
ECSSB2	Separation and derivation box	165x165x75	-	1/5 pcs

T joint is obtained by straight joint "GU"







CABLE TRUNKING SYSTEMS **80x80**

MAIN TECHNICAL FEATURES:

- Made of self-extinguishing technopolymer on rigid PVC base.
- Perforated bottom for fixing by screws or plugs.
- Accessories are set onto the trunking with a simple click.
- Standard bar length: 2m.
- Packed in strong cardboard boxes suitable for transport and storage.
- **Colour code: B = white, G = grey.**

CE

WHITE RAL 9001

GREY RAL 7030

IP 40

ITEM	DESCRIPTION	DIMENSIONS W x H mm	READY FOR SEPARATOR	PACKAGING m / PIECES
ECCP8080B	Cable trunking	80x80	YES (2)	30 m
ECAI8080B	Internal angle	80x80	-	-/10 pcs
ECAE8080B	External angle	80x80	-	-/10 pcs
ECAP8080B	Flat angle	80x80	-	-/10 pcs
ECGU8080B	Straight joint	80x80	-	-/20 pcs
ECTT8080B	End cap	80x80	-	-/20 pcs
ECSSB3	Separation and derivation box	250x250x100	-	1/4 pcs

T joint is obtained by straight joint "GU"





CABLE TRUNKING SYSTEMS **100x40**

MAIN TECHNICAL FEATURES:

- Made of self-extinguishing technopolymer on rigid PVC base.
- Perforated bottom for fixing by screws or plugs.
- Accessories are set onto the trunking with a simple click.
- Standard bar length: 2m.
- Packed in strong cardboard boxes suitable for transport and storage.
- **Colour code: B = white, G = grey.**

CE

WHITE RAL 9001

GREY RAL 7030

IP 40

ITEM	DESCRIPTION	DIMENSIONS W x H mm	READY FOR SEPARATOR	PACKAGING m / PIECES
ECCP10040B	Cable trunking	100x40	YES (2)	28 m
ECAI10040B	Internal angle	100x40	-	-/10 pcs
ECAE10040B	External angle	100x40	-	-/10 pcs
ECAP10040B	Flat angle	100x40	-	-/10 pcs
ECGU10040B	Straight joint	100x40	-	-/20 pcs
ECTT10040B	End cap	100x40	-	-/20 pcs
ECSSB2	Separation and derivation box	165x165x75	-	1/5 pcs

T joint is obtained by straight joint "GU"





CABLE TRUNKING SYSTEMS **100x60**

MAIN TECHNICAL FEATURES:

- Made of self-extinguishing technopolymer on rigid PVC base.
- Perforated bottom for fixing by screws or plugs.
- Accessories are set onto the trunking with a simple click.
- Standard bar length: 2m.
- Packed in strong cardboard boxes suitable for transport and storage.
- **Colour code: B = white, G = grey.**

CE

WHITE RAL 9001

GREY RAL 7030

IP 40

ITEM	DESCRIPTION	DIMENSIONS W x H mm	READY FOR SEPARATOR	PACKAGING m / PIECES
ECCP10060B	Cable trunking	100x60	YES (2)	20 m
ECAI10060B	Internal angle	100x60	-	-/10 pcs
ECAE10060B	External angle	100x60	-	-/10 pcs
ECAP10060B	Flat angle	100x60	-	-/10 pcs
ECGU10060B	Straight joint	100x60	-	-/20 pcs
ECTT10060B	End cap	100x60	-	-/20 pcs
ECKIT100A	Kit adaptor box hole centre distance 60/67 mm	100x60	-	1/10 pcs
ECKIT100B	Installation kit for 3 Italian devices - 83,5 mm	100x60	-	1/10 pcs
ECCPB	Blank cover for box hole centre distance 83,5 mm	120x83x5	-	5/50 pcs
ECKIT100C	Kit for industrial sockets	100x60	-	1/10 pcs
ECSSB2	Separation and derivation box	165x165x75	-	1/5 pcs

T joint is obtained by straight joint "GU"







CABLE TRUNKING SYSTEMS **100x80**

MAIN TECHNICAL FEATURES:

- Made of self-extinguishing technopolymer on rigid PVC base.
- Perforated bottom for fixing by screws or plugs.
- Accessories are set onto the trunking with a simple click.
- Standard bar length: 2m.
- Packed in strong cardboard boxes suitable for transport and storage.
- **Colour code: B = white, G = grey.**

CE

WHITE RAL 9001

GREY RAL 7030

IP 40

ITEM	DESCRIPTION	DIMENSIONS W x H mm	READY FOR SEPARATOR	PACKAGING m / PIECES
ECCP10080B	Cable trunking	100x80	YES (2)	24 m
ECAI10080B	Internal angle	100x80	-	-/10 pcs
ECAE10080B	External angle	100x80	-	-/10 pcs
ECAP10080B	Flat angle	100x80	-	-/10 pcs
ECGU10080B	Straight joint	100x80	-	-/20 pcs
ECTT10080B	End cap	100x80	-	-/20 pcs
ECSSB3	Separation and derivation box	250x250x100	-	1/4 pcs

T joint is obtained by straight joint "GU"





CABLE TRUNKING SYSTEMS **120x40**

MAIN TECHNICAL FEATURES:

- Made of self-extinguishing technopolymer on rigid PVC base.
- Perforated bottom for fixing by screws or plugs.
- Accessories are set onto the trunking with a simple click.
- Standard bar length: 2m.
- Packed in strong cardboard boxes suitable for transport and storage.
- **Colour code: B = white, G = grey.**

CE

WHITE RAL 9001

GREY RAL 7030

IP 40

ITEM	DESCRIPTION	DIMENSIONS W x H mm	READY FOR SEPARATOR	PACKAGING m / PIECES
ECCP12040B	Cable trunking	120x40	YES (2)	24 m
ECAI12040B	Internal angle	120x40	-	-/10 pcs
ECAE12040B	External angle	120x40	-	-/10 pcs
ECAP12040B	Flat angle	120x40	-	-/10 pcs
ECGU12040B	Straight joint	120x40	-	-/20 pcs
ECTT12040B	End cap	120x40	-	-/20 pcs
ECSSB2	Separation and derivation box	165x165x75	-	1/5 pcs

T joint is obtained by straight joint "GU"



CABLE TRUNKING SYSTEMS **120x60**

MAIN TECHNICAL FEATURES:

- Made of self-extinguishing technopolymer on rigid PVC base.
- Perforated bottom for fixing by screws or plugs.
- Accessories are set onto the trunking with a simple click.
- Standard bar length: 2m.
- Packed in strong cardboard boxes suitable for transport and storage.
- **Colour code: B = white, G = grey.**

CE

WHITE RAL 9001

GREY RAL 7030

IP 40

ITEM	DESCRIPTION	DIMENSIONS W x H mm	READY FOR SEPARATOR	PACKAGING m / PIECES
ECCP12060B	Cable trunking	120x60	YES (2)	20 m
ECAI12060B	Internal angle	120x60	-	-/10 pcs
ECAE12060B	External angle	120x60	-	-/10 pcs
ECAP12060B	Flat angle	120x60	-	-/10 pcs
ECGU12060B	Straight joint	120x60	-	-/10 pcs
ECTT12060B	End cap	120x60	-	-/20 pcs
ECKIT120A	Kit adaptor box hole centre distance 60/67mm	120x60	-	1/10 pcs
ECKIT120B	Installation kit for 3 Italian devices - 83,5 mm	120x60	-	1/10 pcs
ECCPB	Blank cover for box hole centre distance 83,5 mm	120x83x5	-	5/50 pcs
ECKIT120C	Kit for industrial sockets	120x60	-	1/10 pcs
ECSSB2	Separation and derivation box	165x165x75	-	1/5 pcs

T joint is obtained by straight joint "GU"



CABLE TRUNKING SYSTEMS **120x80**

MAIN TECHNICAL FEATURES:

- Made of self-extinguishing technopolymer on rigid PVC base.
- Perforated bottom for fixing by screws or plugs.
- Accessories are set onto the trunking with a simple click.
- Standard bar length: 2m.
- Packed in strong cardboard boxes suitable for transport and storage.
- **Colour code: B = white, G = grey.**

CE

WHITE RAL 9001

GREY RAL 7030

IP 40

ITEM	DESCRIPTION	DIMENSIONS W x H mm	READY FOR SEPARATOR	PACKAGING m / PIECES
ECCP12080B	Cable trunking	120x80	YES (2)	16 m
ECAI12080B	Internal angle	120x80	-	-/10 pcs
ECAE12080B	External angle	120x80	-	-/10 pcs
ECAP12080B	Flat angle	120x80	-	-/8 pcs
ECGU12080B	Straight joint	120x80	-	-/10 pcs
ECTT12080B	End cap	120x80	-	-/20 pcs
ECSSB3	Separation and derivation box	250x250x100	-	1/4 pcs

T joint is obtained by straight joint "GU"





CABLE TRUNKING SYSTEMS **150x60**

MAIN TECHNICAL FEATURES:

- Made of self-extinguishing technopolymer on rigid PVC base.
- Perforated bottom for fixing by screws or plugs.
- Accessories are set onto the trunking with a simple click.
- Standard bar length: 2m.
- Packed in strong cardboard boxes suitable for transport and storage.
- **Colour code: B = white, G = grey.**

CE

WHITE RAL 9001

GREY RAL 7030

IP 40

ITEM	DESCRIPTION	DIMENSIONS W x H mm	READY FOR SEPARATOR	PACKAGING m / PIECES
ECCP15060B	Cable trunking	150x60	YES (4)	16 m
ECAI15060B	Internal angle	150x60	-	-/8 pcs
ECAE15060B	External angle	150x60	-	-/8 pcs
ECAP15060B	Flat angle	150x60	-	-/8 pcs
ECGU15060B	Straight joint	150x60	-	-/10 pcs
ECTT15060B	End cap	150x60	-	-/10 pcs
ECKIT150A	Kit adaptor box hole centre distance 60/67 mm	150x60	-	1/5 pcs
ECKIT150B	Installation kit for 3 Italian devices - 83,5 mm	150x60	-	1/5 pcs
ECCPB	Blank cover for box hole centre distance 83,5 mm	120x83x5	-	5/50 pcs
ECKIT150C	Kit for industrial sockets	150x60	-	1/5 pcs
ECSSB3	Separation and derivation box	250x250x100	-	1/4 pcs

T joint is obtained by straight joint "GU"



CABLE TRUNKING SYSTEMS **200x60**

MAIN TECHNICAL FEATURES:

- Made of self-extinguishing technopolymer on rigid PVC base.
- Perforated bottom for fixing by screws or plugs.
- Accessories are set onto the trunking with a simple click.
- Standard bar length: 2m.
- Packed in strong cardboard boxes suitable for transport and storage.
- **Colour code: B = white, G = grey.**

CE

WHITE RAL 9001

GREY RAL 7030

IP 40

ITEM	DESCRIPTION	DIMENSIONS W x H mm	READY FOR SEPARATOR	PACKAGING m / PIECES
ECCP20060B	Cable trunking	200x60	YES (4)	16 m
ECAI20060B	Internal angle	200x60	-	-/5 pcs
ECAE20060B	External angle	200x60	-	-/4 pcs
ECAP20060B	Flat angle	200x60	-	-/8 pcs
ECGU20060B	Straight joint	200x60	-	-/10 pcs
ECTT20060B	End cap	200x60	-	-/10 pcs
ECSSB3	Separation and derivation box	250x250x100	-	1/4 pcs





CABLE TRUNKING SYSTEMS **200x80**

MAIN TECHNICAL FEATURES:

- Made of self-extinguishing technopolymer on rigid PVC base.
- Perforated bottom for fixing by screws or plugs.
- Accessories are set onto the trunking with a simple click.
- Standard bar length: 2m.
- Packed in strong cardboard boxes suitable for transport and storage.
- **Colour code: B = white, G = grey.**

CE

WHITE RAL 9001

GREY RAL 7030

IP 40

ITEM	DESCRIPTION	DIMENSIONS W x H mm	READY FOR SEPARATOR	PACKAGING m / PIECES
ECCP20080B	Cable trunking	200x80	YES (4)	12 m
ECAI20080B	Internal angle	200x80	-	-/5 pcs
ECAE20080B	External angle	200x80	-	-/4 pcs
ECAP20080B	Flat angle	200x80	-	-/6 pcs
ECGU20080B	Straight joint	200x80	-	-/10 pcs
ECTT20080B	End cap	200x80	-	-/10 pcs
ECSSB3	Separation and derivation box	250x250x100	-	1/4 pcs





45x45 mm DEVICE INSTALLATION TRUNKING SYSTEM **SERIES KUADRA**

MAIN TECHNICAL FEATURES:

- 45x45 mm device installation trunking – 1 compartment.
- Made of self-extinguishing technopolymer on rigid PVC base.
- Shock resistance: IK 08 (shocks up to 6j).
- Perforated bottom for fixing by screws or plugs.
- Accessories are set onto the trunking with a simple click.
- Protection degree IP 40 only if installed with the proper accessories.
- Standard bar length: 2m.
- Packed in strong cardboard boxes suitable for transport and storage.

IP 40

CE

WHITE RAL 9001

Trunking 90x55 - for cables and 45x45 mm standard devices

ITEM	DESCRIPTION - SECTION AREA	DIMENSIONS W x H mm	READY FOR SEPARATOR	PACKAGING m / PIECES
EC2209055	Trunking and cover 1 compartment - 4.003 mm²	90x55	YES (2)	24 m
EC220AI9055	Variable internal angle	90x55	-	1/10 pcs
EC220AE9055	Variable external angle	90x55	-	1/10 pcs
EC220AP9055	Flat angle	90x55	-	1/10 pcs
EC220GU9055	Straight joint	-	-	10/50 pcs
EC220GC45	Cover joint	45	-	5/50 pcs
EC220GA45	Cover/ Device joint	45	-	5/50 pcs
EC220TT9055	End cap	90x55	-	2/10 pcs
ECSSB2	Separation and derivation box	165x165x75	-	1/5 pcs
ECSESB	Separator	-	-	50 m
EC220CC45	Additional cover	45	-	50 m
EC220CC25	Bottom cover for double insulation	25x100	-	50 pcs





AI AE AP GU GC GA TT SSB SES CC45 CC25

KUADRA SYSTEM

45x45 mm DEVICE INSTALLATION TRUNKING SYSTEM **SERIES KUADRA**

MAIN TECHNICAL FEATURES:

- 45x45 mm device installation trunking – 2 compartments.
- Made of self-extinguishing technopolymer on rigid PVC base.
- Shock resistance: IK 08 (shocks up to 6j).
- Perforated bottom for fixing by screws or plugs.
- Accessories are set onto the trunking with a simple click.
- Protection degree IP 40 only if installed with the proper accessories.
- Standard bar length: 2m.
- Packed in strong cardboard boxes suitable for transport and storage.

IP 40

CE

WHITE RAL 9001

Trunking 135x55 with 2 compartments - for cables and 45x45 mm standard devices

ITEM	DESCRIPTION - SECTION AREA	DIMENSIONS W x H mm	READY FOR SEPARATOR	PACKAGING m / PIECES
EC22013555-2	Trunking and cover 2 compartment - 6.193 mm²	135x55	YES (4)	16 m
EC220AI13555	Variable internal angle	135x55	-	1/10 pcs
EC220AE13555	Variable external angle	135x55	-	1/8 pcs
EC220AP13555	Flat angle	135x55	-	1/8 pcs
EC220GU9055	Straight joint	-	-	10/50 pcs
EC220GC45	Cover joint	45	-	5/50 pcs
EC220GA45	Cover/ Device joint	45	-	5/50 pcs
EC220TT13555	End cap	135x55	-	2/10 pcs
ECSSB3	Separation and derivation box	250x250x100	-	1/4 pcs
ECSESB	Separator	-	-	50 m
EC220CC45	Additional cover	45	-	50 m
EC220CC25	Bottom cover for double insulation	25x100	-	50 pcs





AI AE AP GU GC GA TT SSB SES CC45 CC25

KUADRA SYSTEM

45x45 mm DEVICE INSTALLATION TRUNKING SYSTEM **SERIES KUADRA**

MAIN TECHNICAL FEATURES:

- 45x45 mm device installation trunking – 3 compartments.
- Made of self-extinguishing technopolymer on rigid PVC base.
- Shock resistance: IK 08 (shocks up to 6j).
- Perforated bottom for fixing by screws or plugs.
- Accessories are set onto the trunking with a simple click.
- Protection degree IP 40 only if installed with the proper accessories.
- Standard bar length: 2m.
- Packed in strong cardboard boxes suitable for transport and storage.

IP 40

CE

WHITE RAL 9001

Trunking 165x55 with 3 compartments - for cables and 45x45 mm standard devices

ITEM	DESCRIPTION - SECTION AREA	DIMENSIONS W x H mm	READY FOR SEPARATOR	PACKAGING m / PIECES
EC22016555-3	Trunking and cover 3 compartments - 7.544 mm²	165x55	YES (6)	16 m
EC220AI16555	Variable internal angle	165x55	-	1/10 pcs
EC220AE16555	Variable external angle	165x55	-	1/8 pcs
EC220AP16555	Flat angle	165x55	-	1/8 pcs
EC220GU16555	Straight joint	165x55	-	10/50 pcs
EC220GC45	Cover joint	45	-	5/50 pcs
EC220GA45	Cover/ Device joint	45	-	5/50 pcs
EC220TT16555	End cap	165x55	-	2/10 pcs
ECSSB3	Separation and derivation box	250x250x100	-	1/4 pcs
ECSESB	Separator	-	-	50 m
EC220CC45	Additional cover	45	-	50 m
EC220CC25	Bottom cover for double insulation	25x100	-	50 pcs





AI AE AP GU GC GA TT SSB SES CC45 CC25

KUADRA SYSTEM

CABLE TRUNKING SYSTEMS DIN PITCH 12,5 mm **SERIES CP**

BRACKET SUPPORTS **SERIES M**

CE

MAIN TECHNICAL FEATURES OF THE TRUNKINGS:

- Made of self-extinguishing technopolymer on rigid PVC base.
- Perforated bottom for fixing by screws or plugs.
- Dimensions of DIN pitch 12,5 mm.
- Standard bar length: 2m.
- Packed in strong cardboard boxes suitable for transport and storage.
- **Colour code: B = white, G = grey.**

IP 40

WHITE RAL 9001

GREY RAL 7030

MAIN TECHNICAL FEATURES OF THE BRACKET SUPPORTS:

- Made of polycarbonate with high resistance to break.
- Max. load kg 30 at 20°C, fixing holes for a quick installation
- Packed in strong cardboard boxes suitable for transport and storage.

Cable trunkings DIN pitch 12,5 mm

ITEM	EXTERNAL DIMENSIONS W x H mm	READY FOR SEPARATOR	SECTION AREA mm^2	PACKAGING m
ECCP5050B	50x50	NO	2076	24
ECCP7550B	75x50	YES (2)	3125	40
ECCP5050G	50x50	NO	2076	24
ECCP7550G	75x50	YES (2)	3125	40

Bracket supports

ITEM	DESCRIPTION	DIMENSIONS mm	PACKAGING PIECES
ECM12	Trunking support	100	100
ECM20	Trunking support	200	50
ECM30	Trunking support	300	20

To install the trunkings as gangway





WALL MOUNTING WHITE MODULAR ENCLOSURES **SERIES 600**

MAIN TECHNICAL FEATURES:

- Reversible door made of smoky grey polycarbonate.
- Suitable for housing the brass terminals.
- Suitable for plumbing of the cover.
- Galvanized steel DIN rail already mounted.
- Lid for unused modules.
- Self-adhesive label to identify the different circuit.
- Screw caps for double insulation.

CE

IP 40

WHITE RAL 9001

To be used in combination with the cable trunkings

ITEM	EXTERNAL DIMENSIONS W x H x D mm	MODULE NR. (17,5 mm)	DISPERSIBLE POWER (Watt) CEI 23-49	PACKAGING PIECES
EC60004B	150x170x100	4	11	1/22
EC60008B	200x180x100	8	14	1/15
EC60012B	280x220x100	12	21	1/8
EC60024B	280x350x100	24 (2x12)	30	1/5
EC60036B	400x400x130	36 (2x18)	47	1/4
EC60054B	400x600x130	54 (3x18)	72	-/1

Available with solid white door on request





EC60004B **EC60008B** **EC60012B** **EC60024B** **EC60036B** **EC60054B**

INSTALLATION INSTRUCTIONS FOR THE CABLE TRUNKING SYSTEMS





To install the minitrunkings or the cable trunkings on walls or ceilings, or, in any case, on non-conducting surfaces, it is strongly recommended using expanding plugs (our item TC), minimum diameter 4mm and maximum diameter 6mm with their screws, or steel nails, minimum 30cm and maximum 70cm one from the other. Always fix the trunking close to the accessories.
To anchor the trunking to metallic walls not connected to the earthing circuit or in any case to conducting surfaces, it is suggested employing a silicone adhesive or a common mastic, easy to find on the market; taking into account that the indications for use must be carefully followed.

For not particularly hard uses it is suggested installing the trunkings by a double-sided adhesive tape, so that the installation turns out to be easier and quicker. Before proceeding please verify the holding of the adhesive tape on a test sample, which must be smooth and clean.
To cut the trunking and its cover please use a fine toothed hacksaw. To change direction please use our accessories with the same dimension as the trunking, as indicated in our catalogue and according to the indications of the reference Standards EN50085-1, EN50085-2-1.


Internal angle


External angle


Flat angle


Straight joint


T-joint


End cap

Once the trunking has been fixed to the wall, the separators, the junction and/or device boxes have been installed and the wiring has been done, the cover can be mounted on the bottom with a simple click; if necessary cut the lid in order to hook the accessories (placed as indicated below) on to the trunking.

In order to gain the correct protection degree IP, the accessories must be fixed to the trunking by securing the tag of the end cap to the trunking through the passing screw and by sticking the accessories for the change of direction to the trunking bottom with a silicon mastic.


Internal angle


External angle


Flat angle


Separation box for trunkings with separators


T-joint


Straight joint


End cap

USABLE AREA OF THE MINITRUNKINGS AND TRUNKINGS SERIES MC AND CP

ITEM	DESCRIPTION	SECTION	CABLE TYPE HO7-U/R/K mm²			
		mm²	1	1,5	2,5	4
ECMC2010	Minitrunking 1 compartment dim. 20x10 mm	126	12	9	6	4
ECMC2210-1	Minitrunking 1 compartment dim. 22x10 mm	128	12	9	6	4
ECMC2210	Minitrunking 2 compartments dim. 22x10 mm	126	12	9	6	4
ECMC3010-1	Minitrunking 1 compartment dim. 30x10 mm	174	17	12	9	6
ECMC3010	Minitrunking 2 compartments dim. 30x10 mm	172	16	12	9	6
ECMC4010	Minitrunking 3 compartments dim. 40x10 mm	220	21	16	11	7
ECMC1517	Minitrunking 1 compartment dim. 15x17 mm	168	16	12	8	6
ECMC2517	Minitrunking 1 compartment dim. 25x17 mm	249	24	18	12	8
ECMC4017-1	Minitrunking 1 compartment dim. 40x17 mm	418	40	30	21	14
ECMC4017	Minitrunking 2 compartments dim. 40x17 mm	416	40	30	21	14
ECMC6017	Minitrunking 3 compartments dim. 60x17 mm	685	65	49	34	23
ECMC5020	Minitrunking 1 compartment dim. 50x20 mm	625	60	45	31	21
ECMC5020-1	Minitrunking 2 compartments dim. 50x20 mm	620	59	44	31	21
ECMC5020-2	Minitrunking 3 compartments dim. 50x20 mm	615	59	44	31	21
ECMC2525	Minitrunking 1 compartment dim. 25x25 mm	480	46	34	24	16
ECMC4025	Minitrunking 1 compartment dim. 40x25 mm	752	72	54	38	25
ECMC1515B	Minitrunking 1 compartment dim. 15x15 mm	148	14	10	7	4
ECMC2020B	Minitrunking 1 compartment dim. 20x20 mm	264	24	17	12	7
ECMC3015B	Minitrunking 1 compartment dim. 30x15 mm	283	26	19	13	7
ECMC3030B	Minitrunking 1 compartment dim. 30x30 mm	652	62	46	32	17
ECCP2540	Cable trunking with cover dim. 25x40 mm	760	72	54	38	25
ECCP2560	Cable trunking with cover dim. 25x60 mm	1100	105	79	55	37
ECCP2580	Cable trunking with cover dim. 25x80 mm	1520	145	109	76	51
ECCP4040	Cable trunking with cover dim. 40x40 mm	1214	116	87	61	40
ECCP4060	Cable trunking with cover dim. 40x60 mm	1950	186	139	98	65
ECCP4080	Cable trunking with cover dim. 40x80 mm	2530	241	181	127	84
ECCP40100	Cable trunking with cover dim. 40x100 mm	3110	296	222	156	104
ECCP5050	Cable trunking with cover dim. 50x50 mm	2076	198	148	104	69
ECCP6040	Cable trunking with cover dim. 60x40 mm	1930	184	138	97	64
ECCP6060	Cable trunking with cover dim. 60x60 mm	3046	290	218	152	102
ECCP6080	Cable trunking with cover dim. 60x80 mm	4215	401	301	211	141
ECCP60100	Cable trunking with cover dim. 60x100 mm	5332	508	381	267	178
ECCP7550	Cable trunking with cover dim. 75x50 mm	3125	296	222	156	104
ECCP8040	Cable trunking with cover dim. 80x40 mm	2530	241	181	127	84
ECCP8060	Cable trunking with cover dim. 80x60 mm	4202	400	300	210	140
ECCP8080	Cable trunking with cover dim. 80x80 mm	5620	535	401	281	187
ECCP80100	Cable trunking with cover dim. 80x100 mm	7064	673	505	353	235
ECCP10040	Cable trunking with cover dim. 100x40 mm	3316	316	237	166	111
ECCP10060	Cable trunking with cover dim. 100x60 mm	5236	499	374	262	175
ECCP10080	Cable trunking with cover dim. 100x80 mm	7156	682	511	358	239
ECCP100100	Cable trunking with cover dim. 100x100 mm	8980	855	641	449	299
ECCP12040	Cable trunking with cover dim. 120x40 mm	4040	385	289	202	135
ECCP12060	Cable trunking with cover dim. 120x60 mm	6340	604	453	317	211
ECCP12080	Cable trunking with cover dim. 120x80 mm	8640	823	617	432	288
ECCP15060	Cable trunking with cover dim. 150x60 mm	7738	737	553	387	258
ECCP20060	Cable trunking with cover dim. 200x60 mm	10278	979	734	514	343
ECCP20080	Cable trunking with cover dim. 200x80 mm	14278	1360	1020	714	476

CHOICE TABLES FOR CABLE TRUNKING SYSTEMS





	ITEM					ITEM		
DIMENSIONS W x H mm	TRUNKING AND COVER	SEPARATOR	COMPARTMENT NR.	SECTION mm²	PACKAGING m	CABLE RETAINER	INTERNAL ANGLE	EXTERNAL ANGLE
25x40	ECCP2540B	NO	-	760	100	-	-	-
25x60	ECCP2560B	NO	-	1100	70	-	-	-
25x80	ECCP2580B	NO	-	1520	56	-	-	-
40x40	ECCP4040B	NO	-	1214	70	ECCO4040	ECAI4040B	ECAE4040B
40x60	ECCP4060B	NO	-	1950	56	ECCO4060	-	-
40x80	ECCP4080B	NO	-	2530	40	ECCO4080	-	-
40x100	ECCP40100B	NO	-	3110	32	ECCO40100	-	-
50x50	ECCP5050B	NO	-	2076	24	-	-	-
60x40	ECCP6040B	NO	-	1930	50	ECCO6040	ECAI6040B	ECAE6040B
60x60	ECCP6060B	NO	-	3046	32	ECCO6060	ECAI6060B	ECAE6060B
60x80	ECCP6080B	NO	-	4215	36	ECCO6080	-	-
60x100	ECCP60100B	NO	-	5332	24	ECCO60100	-	-
75x50	ECCP7550B	ECSESB	2	3125	40	-	-	-
80x40	ECCP8040B	ECSESB	2	2530	40	ECCO8040	ECAI8040B	ECAE8040B
80x60	ECCP8060B	ECSESB	2	4202	28	ECCO8060	ECAI8060B	ECAE8060B
80x80	ECCP8080B	ECSESB	2	5620	30	ECCO8080	ECAI8080B	ECAE8080B
80x100	ECCP80100B	ECSESB	2	7064	24	ECCO80100	-	-
100x40	ECCP10040B	ECSESB	2	3316	28	ECCO10040	ECAI10040B	ECAE10040B
100x60	ECCP10060B	ECSESB	2	5236	20	ECCO10060	ECAI10060B	ECAE10060B
100x80	ECCP10080B	ECSESB	2	7156	24	ECCO10080	ECAI10080B	ECAE10080B
100x100	ECCP100100B	ECSESB	2	8980	16	ECCO100100	-	-
120x40	ECCP12040B	ECSESB	2	4040	24	ECCO12040	ECAI12040B	ECAE12040B
120x60	ECCP12060B	ECSESB	2	6340	20	ECCO12060	ECAI12060B	ECAE12060B
120x80	ECCP12080B	ECSESB	2	8640	16	ECCO12080	ECAI12080B	ECAE12080B
150x60	ECCP15060B	ECSESB	4	7738	16	ECCO150	ECAI15060B	ECAE15060B
200x60	ECCP20060B	ECSESB	4	10278	16	ECCO200	ECAI20060B	ECAE20060B
200x80	ECCP20080B	ECSESB	4	14278	12	ECCO200	ECAI20080B	ECAE20080B

CHOICE TABLES FOR WALL MOUNTING MODULAR ENCLOSURE SERIES 600

(for further information see page 217)



ITEM	EC60004B	EC60008B	EC60012B	EC60024B	EC60036B	EC60054B
EXTERNAL DIM. W x H x D mm	150x170x100	200x180x100	280x220x100	280x350x100	400x400x130	400x600x130











ITEM								
FLAT ANGLE	STRAIGHT JOINT	JOINT T	END CAP	KIT FOR ITALIAN DEVICES	BLANK COVER	KIT HOLE CENTRE DISTANCE 60/67	KIT INDUSTRIAL SOCKETS	SEPARATION BOX
-	-	-	-	-	-	-	-	ECSSB2
-	-	-	-	-	-	-	-	ECSSB2
-	-	-	-	-	-	-	-	ECSSB3
ECAP4040B	ECGU4040B	ECT4040B	ECTT4040B	-	-	-	-	ECSSB2
-	-	-	-	-	-	-	-	ECSSB2
-	-	-	-	-	-	-	-	ECSSB3
-	-	-	-	-	-	-	-	-
-	-	-	-	-	-	-	-	ECSSB2
ECAP6040B	ECGU6040B	ECT6040B	ECTT6040B	-	-	-	-	ECSSB2
ECAP6060B	ECGU6060B	ECT6060B	ECTT6060B	-	-	-	-	ECSSB2
-	-	-	-	-	-	-	-	ECSSB3
-	-	-	-	-	-	-	-	-
-	-	-	-	-	-	-	-	ECSSB3
ECAP8040B	ECGU8040B	-	ECTT8040B	-	-	-	-	ECSSB2
ECAP8060B	ECGU8060B	-	ECTT8060B	ECKIT80B	ECCPB	-	-	ECSSB2
ECAP8080B	ECGU8080B	-	ECTT8080B	-	-	-	-	ECSSB3
-	-	-	-	-	-	-	-	-
ECAP10040B	ECGU10040B	-	ECTT10040B	-	-	-	-	ECSSB2
ECAP10060B	ECGU10060B	-	ECTT10060B	ECKIT100B	ECCPB	ECKIT100A	ECKIT100C	ECSSB2
ECAP10080B	ECGU10080B	-	ECTT10080B	-	-	-	-	ECSSB3
-	-	-	-	-	-	-	-	-
ECAP12040B	ECGU12040B	-	ECTT12040B	-	-	-	-	ECSSB2
ECAP12060B	ECGU12060B	-	ECTT12060B	ECKIT120B	ECCPB	ECKIT120A	ECKIT120C	ECSSB2
ECAP12080B	ECGU12080B	-	ECTT12080B	-	-	-	-	ECSSB3
ECAP15060B	ECGU15060B	-	ECTT15060B	ECKIT150B	ECCPB	ECKIT150A	ECKIT150C	ECSSB3
ECAP20060B	ECGU20060B	-	ECTT20060B	-	-	-	-	ECSSB3
ECAP20080B	ECGU20080B	-	ECTT20080B	-	-	-	-	ECSSB3