MINITRUNKING SYSTEMS



2

MAIN TECHNICAL FEATURES

Material: technopolymer on rigid PVC base, self-extinguishing V0 (UL94) and high resistant to UV rays.
Standard colours: white RAL 9001 e slate-grey RAL 7021 or brown RAL 8014.
System protection degree: IP40 (trunking + cover).
Resistance to mechanical shocks MC series: IK 07 (shocks up to 2 j).
Resistance to heat in continuous use: up to +70° C.
Resistance to abnormal heat: up to 650° C (Glow Wire Test, Reference Standard IEC 695-2-1).
Insulation resistance > 100 MΩ.
Dielectric voltage > 3.000 V~.
Installation temperature range: minimum -5° C, maximum +60° C.
Standard length: 2mt bars.
Reference Standards: EN 50085-1, EN 50085-2-1.
Products complying with the main requirements of the regulation B.T. 2006/96/CE.
Products complying with the regulation RoHS 2002/95/CE.



Minitrunkings with front-hooking cover – Series MC
page 34



Minitrunkings with wrap-around cover – Series MCA
page 35



Self-adhesive minitrunkings with hinged cover – Series MA
page 36



Minitrunking systems Series MC - MCA
page 38



Floor trunkings Series CAP
page 48



Device tower Series 160
page 49



Wall mounting modular enclosure IP40 white RAL 9001, with transparent door Series 600
page 50

MAIN TECHNICAL FEATURES

Externally grooved bottom for a fast fixing by glues or silicone adhesives

Wrap-around cover without sharp edges, functional modern design

In the trunkings with wrap-around cover the lid can be removed only by a proper tool

The particular form makes the most of the inner room and permits to unify the accessories







Perforated bottom for a quicker and more precise installation

The minitrunkings can have 1,2 or 3 internal compartments for any distribution need

The bottom of the wrap-around trunkings has got a spacing profile for the installation in the corner

Accessories for change of direction for any installation need

Fully made of self-extinguishing technopolymer on PVC base and available in white RAL 9001 or, on request, in grey RAL 7030 and brown RAL 8014, the minitrunkings are characterized by perfectly symmetric inner compartments; they can be easily installed on the wall, as skirting board and also in the corner, thanks to the spacing profile (in the version with wrap-around cover), which keeps the trunking distant enough from the wall, so that the cover can be set without any problem.
The wide range of minitrunkings MC and MCA with standard or wrap-around covers is composed of 23 different dimensions and types, with an inner splitting with 1, 2 or 3 sections. The perfectly separated compartments permit to put, in the same trunking, the wires of different electric circuits: power, phone, data transmission and other, without any risk of interferences or inappropriate overlapping, according to the Standard CEI 64-8.
The derivation boxes has an appropriate grid allowing to keep the cables divided. The device boxes, equipped with a blank cover, can be also used as further junction boxes.
Some sizes of the minitrunkings system are available with or without internal separator. That is an undoubted advantage for the renovation and the widening of complex electrical systems (power, telephone, HI-FI television, SAT) without the risk of interferences.
The several accessories for the change of direction, the derivation boxes and the device boxes allow to put together a complete and functional distribution system.
The minitrunkings MC and MCA can be combined with skirting board and wall trunking system and cable trunking system, as well as the modular enclosures manufactured in the same colour as the minitrunkings, in order to fulfill the installation and renovation needs with a compact elegant functional system.

TECHNICAL SPECIFICATION

Detail of the minitrunking with hinged cover



The closing system of the cover assures a robust shutting which makes the installation faster

The hinge is so designed to guarantee a long-lasting closing

The smoothed shape of the Series MCA perfectly fits in with any environment

The minitrunkings MCA have a double-sided adhesive tape for a lasting fixing

The wall-mounting device boxes are the ideal complement to the minitrunkings

The plentiful sizes offer very good solutions also for the most demanded installations

Fully made of self-extinguishing rigid PVC and available in white RAL 9001 or, on request, in brown RAL 8014, the minitrunkings series MA has the bottom provided with a double-sided adhesive tape which permits the temporary or permanent fixing on smooth clean surfaces.
The integrated hinged cover is another peculiarity of this series.
This practical solution combines in a single action the installation of the bottom and the cover, so that the lids can't get lost during the installation or any following maintenance works.
The particular wrapping design without sharp edges looks very discreet, so that it can be used in elegant environments.
The minitrunking range is composed of 6 different dimensions, which enable the installer to choose the most suitable dimension for the installation need. The minitrunkings MC and MCA can be combined with skirting board and wall trunking system and cable trunking system, as well as the modular enclosures manufactured in the same colour as the minitrunkings, in order to fulfill the installation and renovation needs with a compact elegant functional system.



mounting examples



MINITRUNKINGS WITH FRONT-HOOKING COVER **SERIES MC**

MAIN TECHNICAL FEATURES:

- Made of self-extinguishing technopolymer on rigid PVC base.
- Perforated bottom for fixing by screws or plugs.
- Bottom designed for fast fixing by silicone adhesives
- Accessories are set onto the trunking with a simple click.
- Resistance to mechanical shocks IK 07.
- Protection degree IP 40 only if installed with the proper accessories.
- Front-hooking cover supplied already mounted on the bottom, standard bar length: 2m.
- Packed in strong cardboard boxes suitable for transport and storage.
- Colour code: G = grey, M = brown

IP 40

WHITE RAL 9001

On request:
GREY RAL 7030

On request:
BROWN RAL 8014

Minitrunking with front-hooking cover

ITEM	EXTERNAL DIMENSIONS W x H mm	COMPARTMENT NR.	SECTION AREA mm²	PACKAGING m
ECMC2010B	20x10	1	126	100
ECMC2210-1B	22x10	1	128	100
ECMC2210B	22x10	2	126	100
ECMC3010-1B	30x10	1	174	80
ECMC3010B	30x10	2	172	80
ECMC4010B	40x10	3	220	60
ECMC1517B	15x17	1	168	100
ECMC2517B	25x17	1	249	80
ECMC4017-1B	40x17	1	418	50
ECMC4017B	40x17	2	416	50
ECMC6017B	60x17	3	685	70
ECMC5020B	50x20	1	625	60
ECMC5020-1B	50x20	2	620	60
ECMC5020-2B	50x20	3	615	60
ECMC2525B	25x25	1	480	100
ECMC4025B	40x25	1	752	80

Minitrunking with front-hooking cover – German type

ITEM	EXTERNAL DIMENSIONS W x H mm	COMPARTMENT NR.	SECTION AREA mm²	PACKAGING m
ECMC1515B	15x15	1	148	100
ECMC2020B	20x20	1	264	90
ECMC3015B	30x15	1	283	80
ECMC3030B	30x30	1	652	80



MINITRUNKINGS WITH WRAP-AROUND COVER **SERIES MCA**

CE

MAIN TECHNICAL FEATURES:

- Made of self-extinguishing technopolymer on rigid PVC base.
- Perforated bottom for fixing by screws or plugs.
- Bottom designed for fast fixing by silicone adhesives
- Accessories are set onto the trunking with a simple click.
- Resistance to mechanical shocks IK 04.
- Protection degree IP 40 only if installed with the proper accessories.
- Wrap-around cover supplied already mounted on the bottom, it can be removed only by a proper tool.
- Standard bar length: 2m.
- Packed in strong cardboard boxes suitable for transport and storage.
- Colour code: G = grey, M = brown

IP 20

WHITE RAL 9001

On request:

GREY RAL 7030

On request:

BROWN RAL 8014

ITEM	EXTERNAL DIMENSIONS W x H mm	COMPARTMENT NR.	SECTION AREA mm²	PACKAGING m
ECMC2010AB	20x10	1	126	100
ECMC3010AB	30x10	2	172	80
ECMC1517AB	15x17	1	168	80
ECMC2517AB	25x17	1	249	60
ECMC4017AB	40x17	2	416	80
ECMC2525AB	25x25	1	480	80
ECMC4025AB	40x25	1	752	60



SELF-ADHESIVE MINITRUNKINGS WITH HINGED COVER **SERIES MA**

MAIN TECHNICAL FEATURES:

- Made of self-extinguishing technopolymer on rigid PVC base.
- High-resistance and high-holding adhesive tape on the bottom.
- Hinged cover with snapped closing.
- Standard bar length: 2m.
- Packed in strong cardboard boxes suitable for transport and storage.
- Colour code: G = grey, M = brown

CE

WHITE RAL 9001

On request:

BROWN RAL 8014

ITEM	EXTERNAL DIMENSIONS W x H mm	COMPARTMENT NR.	SECTION AREA mm²	PACKAGING m
ECMA1010	10x10	1	62	200
ECMA1510	15x10	1	100	150
ECMA2010	20x10	1	128	100
ECMA12575	12,5x7,5	1	54	200
ECMA2075	20x7,5	1	94	150
ECMA125125	12,5x12,5	1	102	150



COMPONENTS OF THE MINITRUNKING SYSTEMS

The minitrunking systems are composed of the trunking and accessories for the change of direction, the joining and the derivation, that, if correctly assembled and installed, form a system with protection degree IP40.
The accessories for the change of direction are set directly on the trunking with a click.

MINITRUNKING WITH FRONT-HOOKING OR WRAP-AROUND COVER
MADE OF SELF-EXTINGUISHING TECHNOPOLYMER



90° INTERNAL ANGLE FOR CHANGE OF DIRECTION



90° EXTERNAL ANGLE FOR CHANGE OF DIRECTION



90° FLAT ANGLE FOR CHANGE OF DIRECTION



STRAIGHT JOINT TO LINK 2 TRUNKING TRACKS



T JOINT FOR DERIVATIONS ON THE SAME LEVEL



END CAP TO CLOSE STRAIGHT TRUNKING TRACKS

DEVICE BOX HOLE CENTRE DISTANCE 83,5 MM
UP TO 3 ITALIAN STANDARD DEVICES – SIDE PRE-CUTTING FOR THE TRUNKING INLET



DEVICE BOX HOLE CENTRE DISTANCE 60/67 MM
TO INSTALL DEVICES FROM DIFFERENT STANDARDS OR SCHUKO SOCKETS THANKS TO THE DIFFERENT HOUNSINGS
SIDE PRE-CUTTING FOR THE TRUNKING INLET



SELF-SUPPORTING BOXES FOR ITALIAN DEVICES
THEY CAN BE USED FOR DEVICES TYPE "MAGIC" OR SIMILAR ONES. THE DEVICES ARE FIXED WITHOUT ANY SUPPORTS OR FRAMES. SIDE PRE-CUTTING FOR THE TRUNKING INLET



SEPARATION BOX FOR TRUNKINGS WITH SEVERAL COMPARTMENTS
TO SEPARATE THE DIFFERENT ELECTRICAL CIRCUITS AND TO MAKE DERIVATIONS



DEVICE BOX 45X45 MM
TO INSTALL FRENCH STANDARD DEVICES



TRUNKING SYSTEM **20x10**

MAIN TECHNICAL FEATURES:

- Made of self-extinguishing technopolymer on rigid PVC base.
- Perforated bottom for fixing by screws or plugs.
- Bottom designed for fast fixing by silicone adhesives.
- Accessories are set onto the trunking with a simple click.
- Front-hooking cover supplied already mounted on the bottom.
- Standard bar length: 2m.
- Packed in strong cardboard boxes suitable for transport and storage.

IP 40

CE

WHITE RAL 9001

ITEM	DESCRIPTION	DIMENSIONS WxH mm	COMPARTMENT NR.	PACKAGING m / PIECES
ECMC2010B	Minitrunking with front-hooking cover	20x10	1	100 m
ECMC2010AB	Minitrunking with warp-around cover	20x10	1	100 m
ECAI2010B	Internal angle	20x10	-	10/50 pcs
ECAE2010B	External angle	20x10	-	10/50 pcs
ECAP2010B	Flat angle	20x10	-	10/50 pcs
ECGU2010B	Straight joint	20x10	-	10/50 pcs
ECT2010B	T-joint 20x10	20x10	-	10/50 pcs
ECTT2010B	End cap 20x10	20x10	-	10/50 pcs
ECSPAB	Box for 3 Italian standard devices - 83,5 mm 120x83x45	120x83x45	-	1/50 pcs
ECCPB	Blank cover for box hole centre distance 83,5 mm 120x83x5	120x83x5	-	5/50 pcs
ECSPA60B	Device box hole centre distance 60/67 mm 97x87x73	97x87x73	-	1/25 pcs
ECSM0	Blank box 52x64x46	52x64x46	-	-/30 pcs
ECSM1	Box for 1 device type "Magic" 52x64x46	52x64x46	-	-/30 pcs
ECSM2	Box for 2 devices type "Magic" 52x64x46	52x64x46	-	-/30 pcs
ECSSB1	Separation and derivation box 70x70x28	70x70x28	-	1/25 pcs



ECMC2010B



ECMC2010AB



TRUNKING SYSTEM **22x10**

MAIN TECHNICAL FEATURES:

- Made of self-extinguishing technopolymer on rigid PVC base.
- Perforated bottom for fixing by screws or plugs.
- Bottom designed for fast fixing by silicone adhesives.
- Accessories are set onto the trunking with a simple click.
- Front-hooking cover supplied already mounted on the bottom.
- Standard bar length: 2m.
- Packed in strong cardboard boxes suitable for transport and storage.

IP 40

CE

WHITE RAL 9001

ITEM	DESCRIPTION	DIMENSIONS WxH mm	COMPARTMENT NR.	PACKAGING m / PIECES
ECMC2210-1B	Minitrunking with front-hooking cover	22x10	1	100 m
ECMC2210B	Minitrunking with warp-around cover	22x10	2	100 m
ECAI2210B	Internal angle	22x10	-	10/50 pcs
ECAE2210B	External angle	22x10	-	10/50 pcs
ECAP2210B	Flat angle	22x10	-	10/50 pcs
ECGU2210B	Straight joint	22x10	-	10/50 pcs
ECT2210B	T-joint	22x10	-	10/50 pcs
ECTT2210B	End cap	22x10	-	10/50 pcs
ECSPAB	Box for 3 Italian standard devices - 83,5 mm 120x83x45	120x83x45	-	1/50 pcs
ECCPB	Blank cover for box hole centre distance 83,5 mm 117x80x7	117x80x7	-	5/50 pcs
ECSPA60B	Device box hole centre distance 60/67 mm 97x87x73	97x87x73	-	1/25 pcs
ECSM0	Blank box 52x64x46	52x64x46	-	-/30 pcs
ECSM1	Box for 1 device type "Magic" 52x64x46	52x64x46	-	-/30 pcs
ECSM2	Box for 2 devices type "Magic" 52x64x46	52x64x46	-	-/30 pcs
ECSSB1	Separation and derivation box 70x70x28	70x70x28	-	1/25 pcs
ECSPA45B	French standard device box 100x68x51	100x68x51	-	1/30 pcs



ECMC2210-1B

TRUNKING SYSTEM **30x10**

MAIN TECHNICAL FEATURES:

- Made of self-extinguishing technopolymer on rigid PVC base.
- Perforated bottom for fixing by screws or plugs.
- Bottom designed for fast fixing by silicone adhesives.
- Accessories are set onto the trunking with a simple click.
- Front-hooking cover supplied already mounted on the bottom.
- Standard bar length: 2m.
- Packed in strong cardboard boxes suitable for transport and storage.

IP 40

WHITE RAL 9001

ITEM	DESCRIPTION	DIMENSIONS WxH mm	COMPARTMENT NR.	PACKAGING m / PIECES
ECMC3010-1B	Minitrunking with front-hooking cover	30x10	1	80 m
ECMC3010B	Minitrunking with front-hooking cover	30x10	2	80 m
ECMC3010AB	Minitrunking with warp-around cover	30x10	2	80 m
ECAI3010B	Internal angle	30x10	-	10/50 pcs
ECAE3010B	External angle	30x10	-	10/50 pcs
ECAP3010B	Flat angle	30x10	-	10/50 pcs
ECGU3010B	Straight joint	30x10	-	10/50 pcs
ECT3010B	T-joint	30x10	-	10/50 pcs
ECTT3010B	End cap	30x10	-	10/50 pcs
ECSPAB	Box for 3 Italian standard devices - 83,5 mm 120x83x45	120x83x45	-	1/50 pcs
ECCPB	Blank cover for box hole centre distance 83,5 mm 117x80x7	120x83x5	-	5/50 pcs
ECSPA60B	Device box hole centre distance 60/67 mm 97x87x73	97x87x73	-	1/25 pcs
ECSM0	Blank box 52x64x46	52x64x46	-	-/30 pcs
ECSM1	Box for 1 device type "Magic" 52x64x46	52x64x46	-	-/30 pcs
ECSM2	Box for 2 devices type "Magic" 52x64x46	52x64x46	-	-/30 pcs
ECSSB1	Separation and derivation box 70x70x28	70x70x28	-	1/25 pcs
ECSPA45B	French standard device box 100x68x51	100x68x51	-	1/30 pcs



ECMC3010-1B



ECMC3010AB



TRUNKING SYSTEM **40x10**

MAIN TECHNICAL FEATURES:

- Made of self-extinguishing technopolymer on rigid PVC base.
- Perforated bottom for fixing by screws or plugs.
- Bottom designed for fast fixing by silicone adhesives.
- Accessories are set onto the trunking with a simple click.
- Front-hooking cover supplied already mounted on the bottom.
- Standard bar length: 2m.
- Packed in strong cardboard boxes suitable for transport and storage.

IP 40

CE

WHITE RAL 9001

ITEM	DESCRIPTION	DIMENSIONS WxH mm	COMPARTMENT NR.	PACKAGING m / PIECES
ECMC4010B	Minitrunking with front-hooking cover	40x10	3	60 m
ECAI4010B	Internal angle	40x10	-	10/50 pcs
ECAE4010B	External angle	40x10	-	10/50 pcs
ECAP4010B	Flat angle	40x10	-	10/50 pcs
ECGU4010B	Straight joint	40x10	-	10/50 pcs
ECT4010B	T-joint	40x10	-	10/50 pcs
ECTT4010B	End cap	40x10	-	10/50 pcs
ECSPAB	Box for 3 Italian standard devices - 83,5 mm 120x83x45	120x83x45	-	1/50 pcs
ECCPB	Blank cover for box hole centre distance 83,5 mm 117x80x7	120x83x5	-	5/50 pcs
ECSPA60B	Device box hole centre distance 60/67 mm 97x87x73	97x87x73	-	1/25 pcs
ECSM0	Blank box 52x64x46	52x64x46	-	-/30 pcs
ECSM1	Box for 1 device type "Magic" 52x64x46	52x64x46	-	-/30 pcs
ECSM2	Box for 2 devices type "Magic" 52x64x46	52x64x46	-	-/30 pcs
ECSSB1	Separation and derivation box 70x70x28	70x70x28	-	1/25 pcs



ECMC4010B

TRUNKING SYSTEM **15x17**

MAIN TECHNICAL FEATURES:

- Made of self-extinguishing technopolymer on rigid PVC base.
- Perforated bottom for fixing by screws or plugs.
- Bottom designed for fast fixing by silicone adhesives.
- Accessories are set onto the trunking with a simple click.
- Front-hooking cover supplied already mounted on the bottom.
- Standard bar length: 2m.
- Packed in strong cardboard boxes suitable for transport and storage.

IP 40

CE

WHITE RAL 9001

ITEM	DESCRIPTION	DIMENSIONS WxH mm	COMPARTMENT NR.	PACKAGING m / PIECES
ECMC1517B	Minitrunking with front-hooking cover	15x17	1	100 m
ECMC1517AB	Minitrunking with wrap-around cover	15x17	1	80 m
ECAI1517B	Internal angle	15x17	-	10/50 pcs
ECAE1517B	External angle	15x17	-	10/50 pcs
ECAP1517B	Flat angle	15x17	-	10/50 pcs
ECGU1517B	Straight joint	15x17	-	10/50 pcs
ECT1517B	T-joint	15x17	-	10/50 pcs
ECTT1517B	End cap	15x17	-	10/50 pcs
ECSPAB	Box for 3 Italian standard devices - 83,5 mm 120x83x45	120x83x45	-	1/50 pcs
ECCPB	Blank cover for box hole centre distance 83,5 mm 120x83x5	120x83x5	-	5/50 pcs
ECSPA60B	Device box hole centre distance 60/67 mm 97x87x73	97x87x73	-	1/25 pcs
ECSM0	Blank box 52x64x46	52x64x46	-	-/30 pcs
ECSM1	Box for 1 device type "Magic" 52x64x46	52x64x46	-	-/30 pcs
ECSM2	Box for 2 devices type "Magic" 52x64x46	52x64x46	-	-/30 pcs
ECSSB1	Separation and derivation box 70x70x28	70x70x28	-	1/25 pcs



ECMC1517B



ECMC1517AB



TRUNKING SYSTEM **25x17**

MAIN TECHNICAL FEATURES:

- Made of self-extinguishing technopolymer on rigid PVC base.
- Perforated bottom for fixing by screws or plugs.
- Bottom designed for fast fixing by silicone adhesives.
- Accessories are set onto the trunking with a simple click.
- Front-hooking cover supplied already mounted on the bottom.
- Standard bar length: 2m.
- Packed in strong cardboard boxes suitable for transport and storage.

CE

IP 40

WHITE RAL 9001

ITEM	DESCRIPTION	DIMENSIONS WxH mm	COMPARTMENT NR.	PACKAGING m / PIECES
ECMC2517B	Minitrunking with front-hooking cover	25x17	1	80 m
ECMC2517AB	Minitrunking with wrap-around cover	25x17	1	60 m
ECAI2517B	Internal angle	25x17	-	10/50 pcs
ECAE2517B	External angle	25x17	-	10/50 pcs
ECAP2517B	Flat angle	25x17	-	10/50 pcs
ECGU2517B	Straight joint	25x17	-	10/50 pcs
ECT2517B	T-joint	25x17	-	10/50 pcs
ECTT2517B	End cap	25x17	-	10/50 pcs
ECSPAB	Box for 3 Italian standard devices - 83,5 mm 120x83x45	120x83x45	-	1/50 pcs
ECCPB	Blank cover for box hole centre distance 83,5 mm 120x83x5	120x83x5	-	5/50 pcs
ECSPA60B	Device box hole centre distance 60/67 mm 97x87x73	97x87x73	-	1/25 pcs
ECSM0	Blank box 52x64x46	52x64x46	-	-/30 pcs
ECSM1	Box for 1 device type "Magic" 52x64x46	52x64x46	-	-/30 pcs
ECSM2	Box for 2 devices type "Magic" 52x64x46	52x64x46	-	-/30 pcs
ECSSB1	Separation and derivation box 70x70x28	70x70x28	-	1/25 pcs



ECMC2517B



ECMC2517AB



TRUNKING SYSTEM **40x17**

MAIN TECHNICAL FEATURES:

- Made of self-extinguishing technopolymer on rigid PVC base.
- Perforated bottom for fixing by screws or plugs.
- Bottom designed for fast fixing by silicone adhesives.
- Accessories are set onto the trunking with a simple click.
- Front-hooking cover supplied already mounted on the bottom.
- Standard bar length: 2m.
- Packed in strong cardboard boxes suitable for transport and storage.

IP 40

WHITE RAL 9001

ITEM	DESCRIPTION	DIMENSIONS WxH mm	COMPARTMENT NR.	PACKAGING m / PIECES
ECMC4017-1B	Minitrunking with front-hooking cover	40x17	1	50 m
ECMC4017B	Minitrunking with front-hooking cover	40x17	2	50 m
ECMC4017AB	Minitrunking with wrap-around cover	40x17	2	80 m
ECAI4017B	Internal angle	40x17	-	10/50 pcs
ECAE4017B	External angle	40x17	-	10/50 pcs
ECAP4017B	Flat angle	40x17	-	10/50 pcs
ECGU4017B	Straight joint	40x17	-	10/50 pcs
ECT4017B	T-joint	40x17	-	10/50 pcs
ECTT4017B	End cap	40x17	-	10/50 pcs
ECSPAB	Box for 3 Italian standard devices - 83,5 mm 120x83x45	120x83x45	-	1/50 pcs
ECCPB	Blank cover for box hole centre distance 83,5 mm 117x80x7	120x83x5	-	5/50 pcs
ECSPA60B	Device box hole centre distance 60/67 mm 97x87x73	97x87x73	-	1/25 pcs
ECSSB1	Separation and derivation box 70x70x28	70x70x28	-	1/25 pcs



ECMC4017-1B



ECMC4017AB



TRUNKING SYSTEM **60x17**

MAIN TECHNICAL FEATURES:

- Made of self-extinguishing technopolymer on rigid PVC base.
- Perforated bottom for fixing by screws or plugs.
- Bottom designed for fast fixing by silicone adhesives.
- Accessories are set onto the trunking with a simple click.
- Front-hooking cover supplied already mounted on the bottom.
- Standard bar length: 2m.
- Packed in strong cardboard boxes suitable for transport and storage.

IP 40

CE

WHITE RAL 9001

ITEM	DESCRIPTION	DIMENSIONS WxH mm	COMPARTMENT NR.	PACKAGING m / PIECES
ECMC6017B	Minitrunking with front-hooking cover	60x17	3	70 m
ECAI6017B	Internal angle	60x17	-	10/50 pcs
ECAE6017B	External angle	60x17	-	10/50 pcs
ECAP6017B	Flat angle	60x17	-	10/50 pcs
ECGU6017B	Straight joint	60x17	-	10/50 pcs
ECT6017B	T-joint	60x17	-	10/50 pcs
ECTT6017B	End cap	60x17	-	10/50 pcs
ECSPAB	Box for 3 Italian standard devices - 83,5 mm 120x83x45	120x83x45	-	1/50 pcs
ECCPB	Blank cover for box hole centre distance 83,5 mm 117x80x7	120x83x5	-	5/50 pcs
ECSPA60B	Device box hole centre distance 60/67 mm 97x87x73	97x87x73	-	1/25 pcs
ECSSB1	Separation and derivation box 70x70x28	70x70x28	-	1/25 pcs



ECMC6017B

TRUNKING SYSTEM **25x25**

MAIN TECHNICAL FEATURES:

- Made of self-extinguishing technopolymer on rigid PVC base.
- Perforated bottom for fixing by screws or plugs.
- Bottom designed for fast fixing by silicone adhesives.
- Accessories are set onto the trunking with a simple click.
- Front-hooking cover supplied already mounted on the bottom.
- Standard bar length: 2m.
- Packed in strong cardboard boxes suitable for transport and storage.

IP 40

WHITE RAL 9001

ITEM	DESCRIPTION	DIMENSIONS WxH mm	COMPARTMENT NR.	PACKAGING m / PIECES
ECMC2525B	Minitrunking with front-hooking cover	25x25	1	100 m
ECMC2525AB	Minitrunking with wrap-around cover	25x25	1	80 m
ECAI2525B	Internal angle	25x25	-	10/50 pcs
ECAE2525B	External angle	25x25	-	10/50 pcs
ECAP2525B	Flat angle	25x25	-	10/50 pcs
ECGU2525B	Straight joint	25x25	-	10/50 pcs
ECT2525B	T-joint	25x25	-	10/50 pcs
ECTT2525B	End cap	25x25	-	10/50 pcs
ECSPAB	Box for 3 Italian standard devices - 83,5 mm 120x83x45	120x83x45	-	1/50 pcs
ECCPB	Blank cover for box hole centre distance 83,5 mm 117x80x7	120x83x5	-	5/50 pcs
ECSPA60B	Device box hole centre distance 60/67 mm 97x87x73	97x87x73	-	1/25 pcs
ECSSB2	Separation and derivation box 165x165x75	165x165x75	-	1/5 pcs



ECMC2525B



ECMC2525AB



TRUNKING SYSTEM **40x25**

MAIN TECHNICAL FEATURES:

- Made of self-extinguishing technopolymer on rigid PVC base.
- Perforated bottom for fixing by screws or plugs.
- Bottom designed for fast fixing by silicone adhesives.
- Accessories are set onto the trunking with a simple click.
- Front-hooking cover supplied already mounted on the bottom.
- Standard bar length: 2m.
- Packed in strong cardboard boxes suitable for transport and storage.

IP 40

CE

WHITE RAL 9001

ITEM	DESCRIPTION	DIMENSIONS WxH mm	COMPARTMENT NR.	PACKAGING m / PIECES
ECMC4025B	Minitrunking with front-hooking cover	40x25	1	80 m
ECMC4025AB	Minitrunking with wrap-around cover	40x25	1	60 m
ECAI4025B	Internal angle	40x25	-	10/50 pcs
ECAE4025B	External angle	40x25	-	10/50 pcs
ECAP4025B	Flat angle	40x25	-	10/50 pcs
ECGU4025B	Straight joint	40x25	-	10/50 pcs
ECT4025B	T-joint	40x25	-	10/50 pcs
ECTT4025B	End cap	40x25	-	10/50 pcs
ECSPAB	Box for 3 Italian standard devices - 83,5 mm 120x83x45	120x83x45	-	1/50 pcs
ECCPB	Blank cover for box hole centre distance 83,5 mm 117x80x7	120x83x5	-	5/50 pcs
ECSPA60B	Device box hole centre distance 60/67 mm 97x87x73	97x87x73	-	1/25 pcs
ECSSB2	Separation and derivation box 165x165x75	165x165x75	-	1/5 pcs



ECMC4025B



ECMC4025AB



FLOOR TRUNKING **SERIES CAP**

MAIN TECHNICAL FEATURES:

- Made of self-extinguishing technopolymer on rigid PVC base.
- Shock resistance: 6 j.
- Three separated compartments for different electrical circuits.
- Bottom designed for fixing by screws or plugs or perforated for fixing by silicone adhesives.
- Wrap-around cover, it can be removed only by a proper tool.
- Standard bar length: 2m.
- Packed in strong cardboard boxes suitable for transport and storage.
- **Colour code: B = white, G = grey, A = slate grey**

WHITE RAL 9001

GREY RAL 7030

SLATE GREY RAL 7021

Floor trunking

ITEM	EXTERNAL DIMENSIONS W x H mm	COMPARTMENT NR.	SECTION AREA mm²	PACKAGING m
ECCAP7517B	75x17	3	516	50
ECCAP7517G	75x17	3	516	50
ECCAP7517A	75x17	3	516	50
ECCAP5012B	50x12	3	192	50
ECCAP5012G	50x12	3	192	50

Junction boxes for floor trunkings 75X17 and 50x12

ITEM	EXTERNAL DIMENSIONS W x H x D mm	COLOUR	PACKAGING PIECES
ECCAPXB	100x30x100	WHITE	1/20
ECCAPXG	100x30x100	GREY	1/20
ECCAPXA	100x30x100	SLATE GREY	1/20





MODULAR FLOOR BOXES **SERIES 160**

MAIN TECHNICAL FEATURES:

- Made of shockproof technopolymer.
- Single-sided with a device holding front with a variable angle.
- Protection degree between floor and box.
- It can be installed on concrete or floating floors.
- Ready for a detecting lamp.
- Product complying with the Standards CEI 64-8 and 23-73

CE

GREY RAL 7030

SLATE GREY RAL 7021

ITEM	EXTERNAL DIMENSIONS W x H x D mm	COLOUR	TYPE	DEVICE NR.	HOLE CENTRE DISTANCE mm	PROTECTION DEGREE IP	PACKAGING PIECES
EC160001	106x123x118	SLATE GREY	Single-sided	1/2	60	52	1/14
EC160002	160x123x118	SLATE GREY	Single-sided	4	108	52	1/10
EC160003	155x120x155	GREY	Double-sided	8 (4x2)	108	54	1/10
EC160004	155x120x155	SLATE GREY	Double-sided	8 (4x2)	108	54	1/10







WALL MOUNTING WHITE MODULAR ENCLOSURES **SERIES 600**

MAIN TECHNICAL FEATURES:

- Reversible door made of smoky grey polycarbonate.
- Suitable for housing the brass terminals.
- Suitable for plumbing of the cover.
- Galvanized steel DIN rail already mounted.
- Lid for unused modules.
- Self-adhesive label to identify the different circuit.
- Screw caps for double insulation.

IP 40

CE

WHITE RAL 9001

To be used in combination with the minitrunkings

ITEM	EXTERNAL DIMENSIONS W x H x D mm	MODULE NR. (17,5 mm)	DISPERSIBLE POWER (Watt) CEI 23-49	PACKAGING PIECES
EC60004B	150x170x100	4	11	1/22
EC60008B	200x180x100	8	14	1/15
EC60012B	280x220x100	12	21	1/8
EC60024B	280x350x100	24 (2x12)	30	1/5
EC60036B	400x400x130	36 (2x18)	47	1/4
EC60054B	400x600x130	54 (3x18)	72	-/1

Available with solid white door on request





EC60004B **EC60008B** **EC60012B** **EC60024B** **EC60036B** **EC60054B**

INSTALLATION INSTRUCTIONS FOR THE MINITRUNKING SYSTEMS



SERIES MC



SERIES MCA



SERIES MA

To install the minitrunkings or the cable trunkings on walls or ceilings, or, in any case, on non-conducting surfaces, it is strongly recommended using expanding plugs (our item TC), minimum diameter 4mm and maximum diameter 6mm with their screws, or steel nails, minimum 30cm and maximum 70cm one from the other. Always fix the trunking close to the accessories.
To anchor the trunking to metallic walls not connected to the earthing circuit or in any case to conducting surfaces, it is suggested employing a silicone adhesive or a common mastic, easy to find on the market; taking into account that the indications for use must be carefully followed.

For not particularly hard uses it is suggested installing the trunkings by a double-sided adhesive tape, so that the installation turns out to be easier and quicker. Before proceeding please verify the holding of the adhesive tape on a test sample, which must be smooth and clean. To cut the trunking and its cover please use a fine toothed hacksaw.
To change direction please use our accessories with the same dimension as the trunking, as indicated in our catalogue and according to the indications of the reference Standards EN50085-1, EN50085-2-1.



Internal angle



External angle



Flat angle



Straight joint



T-joint



End cap

Once the trunking has been fixed to the wall, the separators, the junction and/or device boxes have been installed and the wiring has been done, the cover can be mounted on the bottom with a simple click; if necessary cut the lid in order to hook the accessories (placed as indicated below) on to the trunking.

In order to gain the correct protection degree IP, the accessories must be fixed to the trunking by securing the tag of the end cap to the trunking through the passing screw and by sticking the accessories for the change of direction to the trunking bottom with a silicon mastic.



Internal angle



External angle



Flat angle



Separation box for minitrunkings with separators



T-joint



Straight joint



End cap

CHOICE TABLES FOR MINITRUNKING SYSTEMS



ITEM



ITEM

DIMENSIONS WxH mm	FRONT-HOOKING COVER	WRAP-AROUND COVER	COMPARTMENT NR.	TYPE	SECTION mm²	PACKAGING m	INTERNAL ANGLE	EXTERNAL ANGLE
20x10	ECMC2010B	ECMC2010AB	1		126	100	ECAI2010B	ECAE2010B
22x10	ECMC2210-1B	-	1		128	100	ECAI2210B	ECAE2210B
22x10	ECMC2210B	-	2		126	100	ECAI2210B	ECAE2210B
30x10	ECMC3010-1B	-	1		174	80	ECAI3010B	ECAE3010B
30x10	ECMC3010B	ECMC3010AB	2		172	80	ECAI3010B	ECAE3010B
40x10	ECMC4010B	-	3		220	60	ECAI4010B	ECAE4010B
15x17	ECMC1517B	ECMC1517AB	1		168	100-80	ECAI1517B	ECAE1517B
25x17	ECMC2517B	ECMC2517AB	1		249	80-60	ECAI2517B	ECAE2517B
40x17	ECMC4017-1B	-	1		418	50	ECAI4017B	ECAE4017B
40x17	ECMC4017B	ECMC4017AB	2		416	50-80	ECAI4017B	ECAE4017B
60x17	ECMC6017B	-	3		685	70	ECAI6017B	ECAE6017B
50x20	ECMC5020B	-	1		625	60	-	-
50x20	ECMC5020-1B	-	2		620	60	-	-
50x20	ECMC5020-2B	-	3		615	60	-	-
25x25	ECMC2525B	MC2525AB	1		480	100-80	ECAI2525B	ECAE2525B
40x25	ECMC4025B	MC4025AB	1		752	80-60	ECAI4025B	ECAE4025B

CHOICE TABLES FOR WALL MOUNTING MODULAR ENCLOSURE SERIES 600

(for further information see page 217)



ITEM	EC60004B	EC60008B	EC60012B	EC60024B	EC60036B	EC60054B
EXTERNAL DIM. W x H x D mm	150x170x100	200x180x100	280x220x100	280x350x100	400x400x130	400x600x130



ITEM									
FLAT ANGLE	STRAIGHT JOINT	T JOINT	END CAP	3-DEVICE BOX	BLANK COVER	DEVICE BOX 60/67 mm	SELF-SUPPORTING BOXES	SEPARATION BOX	DEVICE BOX 45x45
ECAP2010B	ECGU2010B	ECT2010B	ECTT2010B	ECSPAB	ECCPB	ECSPA60B	ECSM0/1/2	ECSSB1	-
ECAP2210B	ECGU2210B	ECT2210B	ECTT2210B	ECSPAB	ECCPB	ECSPA60B	ECSM0/1/2	ECSSB1	ECSPA45B
ECAP2210B	ECGU2210B	ECT2210B	ECTT2210B	ECSPAB	ECCPB	ECSPA60B	ECSM0/1/2	ECSSB1	ECSPA45B
ECAP3010B	ECGU3010B	ECT3010B	ECTT3010B	ECSPAB	ECCPB	ECSPA60B	ECSM0/1/2	ECSSB1	ECSPA45B
ECAP3010B	ECGU3010B	ECT3010B	ECTT3010B	ECSPAB	ECCPB	ECSPA60B	ECSM0/1/2	ECSSB1	ECSPA45B
ECAP4010B	ECGU4010B	ECT4010B	ECTT4010B	ECSPAB	ECCPB	ECSPA60B	ECSM0/1/2	ECSSB1	-
ECAP1517B	ECGU1517B	ECT1517B	ECTT1517B	ECSPAB	ECCPB	ECSPA60B	ECSM0/1/2	ECSSB1	-
ECAP2517B	ECGU2517B	ECT2517B	ECTT2517B	ECSPAB	ECCPB	ECSPA60B	ECSM0/1/2	ECSSB1	-
ECAP4017B	ECGU4017B	ECT4017B	ECTT4017B	ECSPAB	ECCPB	ECSPA60B	-	ECSSB1	-
ECAP4017B	-	ECT4017B	ECTT4017B	ECSPAB	ECCPB	ECSPA60B	-	ECSSB1	-
ECAP6017B	ECGU6017B	ECT6017B	ECTT6017B	ECSPAB	ECCPB	ECSPA60B	-	ECSSB1	-
-	-	-	-	ECSPAB	ECCPB	ECSPA60B	-	ECSSB2	-
-	-	-	-	ECSPAB	ECCPB	ECSPA60B	-	ECSSB2	-
-	-	-	-	ECSPAB	ECCPB	ECSPA60B	-	ECSSB2	-
ECAP2525B	ECGU2525B	ECT2525B	ECTT2525B	ECSPAB	ECCPB	ECSPA60B	-	ECSSB2	-
ECAP4025B	ECGU4025B	ECT4025B	ECTT4025B	ECSPAB	ECCPB	ECSPA60B	-	ECSSB2	-