SIEMENS

Data sheet 3LD2254-0TK51



SENTRON, 3LD switch disconnector, main switch, 3- pole, Iu:32 A, Operational power / at AC-23 A at 400 V: 11,5 kW, front-mounted, rotary operating mechanism, black, center mounting 22.5 mm of handle

Model	
product brandname	SENTRON
Product designation	3LD switch disconnector
Design of the product	Main switch
Design of the operating mechanism	Short rotary knob
Type of the driving mechanism / motor drive	No

General technical data	
Number of poles	3
Type of device	fixed mounting
Operating frequency / maximum	50 1/h

Voltage	
Insulation voltage / rated value	690 V
Surge voltage resistance / rated value	6 kV

Protection class	
Protection class IP	IP65
Protection class IP / on the front	IP65

Dissipation

Subject to change without notice
© Copyright Siemens

Power loss [W]	
• for rated value of the current / at AC / in hot operating state / per pole	1.8 W

Electricity

Continuous current / rated value	32 A
Short-time current resistance (Icw) / at 690 V / limited to 1 s / rated value	640 A

Main circuit

Operating frequency	
• initial value	50 Hz
• Full-scale value	60 Hz
Operating power	
• at AC-23 A / at 400 V / rated value	11.5 kW
• at AC-23 A / at 690 V / rated value	11.5 kW
• at AC-3 / at 400 V / rated value	9.5 kW
• at AC-3 / at 690 V / rated value	9.5 kW
Operating voltage	
• at AC / at 50/60 Hz / rated value	690 V

Auxiliary circuit

Operating voltage / of auxiliary contacts / at AC / maximum	500 V
Continuous current / of the auxiliary contact / rated value	10 A
Insulation voltage / of the auxiliary switch / rated value	500 V

Suitability

Suitability for use	
• Main switch	Yes
• switch disconnector	Yes
• EMERGENCY OFF switch	No
• safety switch	Yes
• maintenance/repair switch	Yes

Product details

Product feature / interlock	Yes
Product extension / optional	
• motor drive	No
• Voltage trigger	No

Connections

Type of electrical connection	
• for main current circuit	Box terminal
• for auxiliary contacts	connection terminals

Subject to change without notice
© Copyright Siemens

Requirements

Design of the fuse link	
• for short-circuit protection of the main circuit / required	fuse gL/gG: 40 A
• for short-circuit protection of the auxiliary switch / required	fuse gL/gG: 10 A

Mechanical Design

Height	83 mm
Width	67 mm
Depth	116.5 mm
Mounting type	Built-in unit fixed-mounted version
Mounting type	
• front mounting with 4-hole attachment	No
• front mounting with central attachment	Yes
• rail mounting	No
Net weight	223 g

Environmental conditions

Ambient temperature	
• during operation / minimum	-25 °C
• during operation / maximum	55 °C

Certificates

Equipment marking	
• acc. to DIN EN 61346-2	S
• acc. to DIN EN 81346-2	SF

General Product Approval					Declaration of Conformity
CCC	CSA	UL	VDE	sonstig	EG-Konf.

Test Certificates	Shipping Approval	other
spezielle Prüfbescheinigungen	LRS	Umweltbestätigung

Further information

Information- and Downloadcenter (Catalogs, Brochures,…)
http://www.siemens.com/lowvoltage/catalogs

Subject to change without notice
© Copyright Siemens

Industry Mall (Online ordering system)
https://mall.industry.siemens.com/mall/en/en/Catalog/product?mlfb=3LD2254-0TK51

Service&Support (Manuals, Certificates, Characteristics, FAQs,...)
http://support.automation.siemens.com/WW/view/en/3LD2254-0TK51/all

Image database (product images, 2D dimension drawings, 3D models, device circuit diagrams, ...)
http://www.automation.siemens.com/bilddb/cax_en.aspx?mlfb=3LD2254-0TK51

CAx-Online-Generator
http://www.siemens.com/cax

Tender specifications
http://www.siemens.com/specifications

Subject to change without notice
© Copyright Siemens

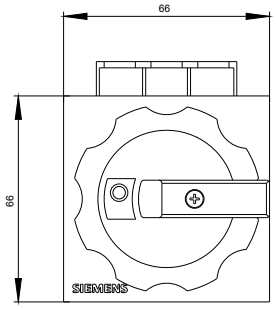

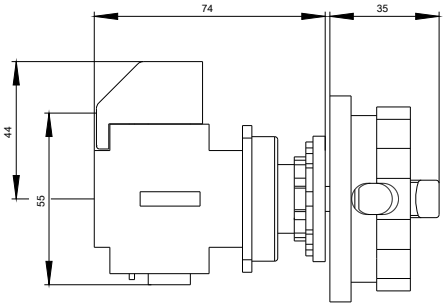

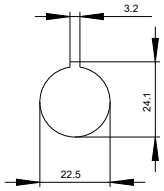

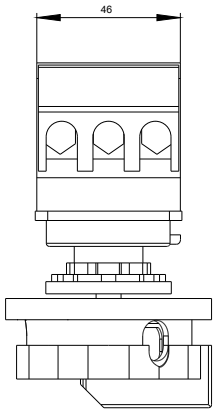

Subject to change without notice
© Copyright Siemens

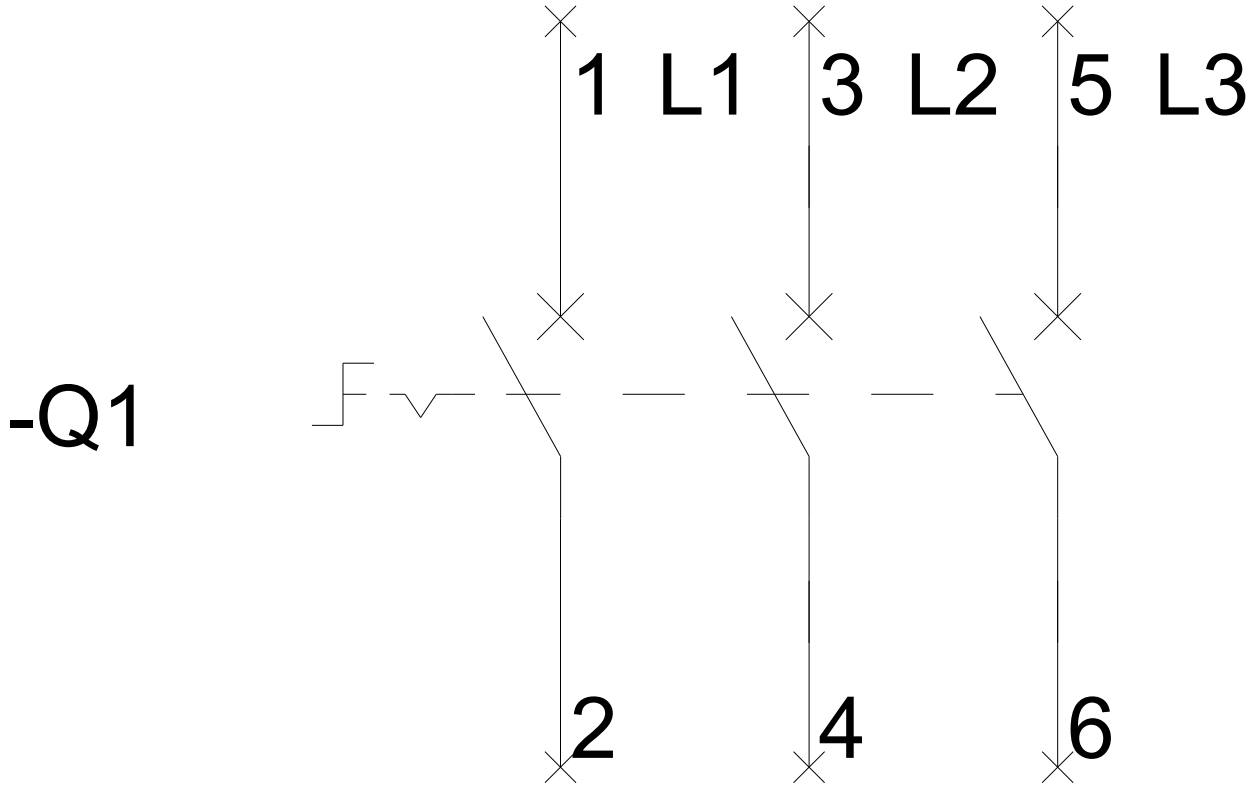

Subject to change without notice
© Copyright Siemens

Subject to change without notice
© Copyright Siemens