Product innovations

Catalogue 2016

OBO BETTERMANN



Building Connections

Through our products, we create connections around the world. Experience the perfect interplay of new and well-seasoned solutions for electrical installations and find out about the latest innovations.

OBO BETTERMANN

14 OBO Neuheiten 2016 / en / 01/03/2016 (LLExport_04360) / 01/03/2016

Contents



VBS | Connection and fastening systems 5



TBS | Transient and lightning protection systems 31



KTS | Cable support systems 63



BSS | Fire protection systems 87



LFS | Cable routing systems 109



EGS | Device systems 139



UFS | Underfloor systems 147



Directories 169

14 OBO Neuheiten 2016 / en / 01/03/2016 (LLExport_04360) / 01/03/2016

14 OBO Neuheiten 2016 / en / 01/03/2016 (LLExport_04360) / 01/03/2016

VBS product innovations

	Junction box systems	8
	Terminal systems	14
	Cable gland systems	18
	Cable/pipe fastening systems, metal	20
	Cable/pipe fastening systems, special	22
	Pipe systems	23
	Support clamp systems	24

14 OBO Neuheiten 2016 / en / 01/03/2016 (LLExport_04360) / 01/03/2016

Simple and particularly flexible installation

Thanks to the use of high-quality special plastics, the new OBO SDB series can cover all the requirements for modern small distributors. In addition, it stands out through its simple and particularly flexible installation.



Flexible fastening

The housing can be attached using internal, external or corner fastenings, as required.

Simply plugged-in

Innovative PE/N terminal with
- 1 x 25 mm² screw terminal
- 1 x 16 mm² screw terminal
- 2 x 4 mm² screwless terminals
- 12 x 2.5 mm² screwless terminals



Shock-resistant – in any position

The SDB small distributors from OBO Bettermann are tough customers. OBO has only just added the versatile plastic housing to its range of products. This is characterised by its robustness and reliability. In the tough environment of industrial production, they ensure that power is available at any time.



14 OBO Neuheiten 2016 / en / 01/03/2016 (LLExport_04360) / 01/03/2016

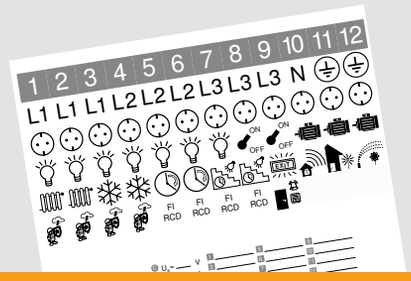

Practical details

The practical adhesive labelling sheets with self-adhesive pictograms ensure tidy, simple labelling of the installation.



Four sizes

The four sizes with three, five, nine or twelve division units offer flexible installation space for devices on hat rails.



Perfect handling

The robust locking contour can be opened and closed easily – perfect for daily use in the hard world of industry.

Small distributor, 3 division units, with screwless terminal

IP 66 | IK 07 | M20 | M25 | M | 400 V | UV RESISTANT | 960° | VDE



Type	Colour	Dimension L x W x H mm	Pack. pcs	Weight kg/100 pcs.	Item No.
SDB 03 PC	— Light grey	150x190x125	1		**2008 84 0**

PC Polycarbonate /pc.

Surface-mounted small distributed, with protective insulation for max. 3 division units. There are 3 breakout openings (2x Ø20 and 1x Ø20/25) on both the upper and lower sides incl. pre-mounted 35 mm hat profile support rail. The four screw cover caps supplied prevent unwanted "voltage carryover".

Suitable for interior and exterior mounting;
VDE-tested to DIN EN 60439;
Accessories:
·Terminal strip set consisting of: One PE/N terminal (1x25² and 1x16² screw terminal points; , 2x4² and 12x2.5² screwless terminals), mini hat profile rail, mounting instructions and fastening set
·Self-adhesive pictograms for installation labelling;
·Two elastic cable entries Ø20 mm for cable diameters 0–17 mm
·One elastic cable entry Ø25 mm for cable diameter 0–22 mm
·Two stainless steel external fastenings
·Cover strip for closing off unused separation units

Small distributor, 3 division units, with screw terminal

IP 66 | IK 06 | M20 | M25 | M | 400 V | 650°



Type	Colour	Dimension L x W x H mm	Pack. pcs	Weight kg/100 pcs.	Item No.
SDB 03 PS	— Light grey	150x190x125	1	81,000	**2008 80 0**

PS Polystyrene /pc.

Surface-mounted small distributed, with protective insulation for max. 3 division units. There are 3 breakout openings (2x Ø20 and 1x Ø20/25) on both the upper and lower sides incl. pre-mounted 35 mm hat profile support rail. The four screw cover caps supplied prevent unwanted "voltage carryover".

Suitable for interior and protected exterior mounting;
Accessories:
·Terminal strip set consisting of: One PE/N terminals with 4x 16 mm² screw terminal points, mini hat profile rail, mounting instructions and fastening set
·Self-adhesive pictograms for installation labelling and labelling of the connected consumers;
·Two elastic cable entries Ø20 mm for cable diameters 0–17 mm
·One elastic cable entry Ø25 mm for cable diameter 0–22 mm

Small distributor, 3 division units, empty

IP 66 | IK 07 | M20 | M25 | M | 400 V | UV RESISTANT | 960° | VDE



Type	Colour	Dimension L x W x H mm	Pack. pcs	Weight kg/100 pcs.	Item No.
SDB 03L PC	— Light grey	150x190x125	1	78,000	**2008 86 0**
SDB 03L PS	— Light grey	150x190x125	1	69,000	**2008 82 0**

PS Polystyrene PC Polycarbonate /pc.

Surface-mounted small distributed, with protective insulation for max. 3 division units. There are 3 breakout openings (2x Ø20 and 1x Ø20/25) on both the upper and lower sides incl. pre-mounted 35 mm hat profile support rail. The four screw cover caps supplied prevent unwanted "voltage carryover".

The PS small distributors are suitable for mounting in interiors and in protected exteriors.
The PC small distributors are suitable for mounting for interior and exterior use.

14 OBO Neuheiten 2016 / en / 01/03/2016 (LLExport_04360) / 01/03/2016

Small distributor, 5 division units, with screwless terminal

IP 66 | IK 07 | M20 | M25 | M | 400 V | UV RESISTANT | 960° | VDE

Type	Colour	Dimension L x W x H mm	Pack. pcs	Weight kg/100 pcs.	Item No.
SDB 05 PC	— Light grey	190x150x125	1		**2008 84 4**

PC Polycarbonate /pc.



Surface-mounted small distributed, with protective insulation for max. 5 division units. There are 5 breakout openings (4x Ø20 and 1x Ø20/25) on both the upper and lower sides incl. pre-mounted 35 mm hat profile support rail. The four screw cover caps supplied prevent unwanted "voltage carryover".

Suitable for interior and exterior mounting;
VDE-tested to DIN EN 60439;
Accessories:
·Terminal strip set consisting of: One PE/N terminal (1x25² and 1x16² screw terminal points; , 2x4² and 12x2.5² screwless terminals), mini hat profile rail, mounting instructions and fastening set
·Self-adhesive pictograms for installation labelling;
·Four elastic cable entries Ø20 mm for cable diameters 0–17 mm
·One elastic cable entry Ø25 mm for cable diameter 0–22 mm
·Two stainless steel external fastenings
·Cover strip for closing off unused separation units

Small distributor, 5 division units, with screw terminal

IP 66 | IK 06 | M20 | M25 | M | 400 V | 650°

Type	Colour	Dimension L x W x H mm	Pack. pcs	Weight kg/100 pcs.	Item No.
SDB 05 PS	— Light grey	190x150x125	1	81,500	**2008 80 4**

PS Polystyrene /pc.



Surface-mounted small distributed, with protective insulation for max. 5 division units. There are 5 breakout openings (4x Ø20 and 1x Ø20/25) on both the upper and lower sides incl. pre-mounted 35 mm hat profile support rail. The four screw cover caps supplied prevent unwanted "voltage carryover".

Suitable for interior and protected exterior mounting;
Accessories:
·Terminal strip set consisting of: One PE/N terminals with 4x 16 mm² screw terminal points, mini hat profile rail, mounting instructions and fastening set
·Self-adhesive pictograms for installation labelling and labelling of the connected consumers;
·Four elastic cable entries Ø20 mm for cable diameters 0–17 mm
·One elastic cable entry Ø25 mm for cable diameter 0–22 mm

Small distributor, 5 division units, empty

IP 66 | IK 07 | M20 | M25 | M | 400 V | UV RESISTANT | 960° | VDE

Type	Colour	Dimension L x W x H mm	Pack. pcs	Weight kg/100 pcs.	Item No.
SDB 05L PC	— Light grey	190x150x125	1	78,500	**2008 86 4**
SDB 05L PS	— Light grey	190x150x125	1	69,500	**2008 82 4**

PS Polystyrene PC Polycarbonate /pc.



Surface-mounted small distributed, with protective insulation for max. 5 division units. There are 5 breakout openings (4x Ø20 and 1x Ø20/25) on both the upper and lower sides incl. pre-mounted 35 mm hat profile support rail. The four screw cover caps supplied prevent unwanted "voltage carryover".

The PS small distributors are suitable for mounting in interiors and in protected exteriors.
The PC small distributors are suitable for mounting for interior and exterior use.

Small distributor, 9 division units, with screwless terminal

IP 66 | IK 07 | M20 | M25 | M32 | M | 400 V | UV RESISTANT | 960° | VDE



Type		Colour	Dimension L x W x H mm	Pack. pcs	Weight kg/100 pcs.	Item No.
SDB 09 PC	–	Light grey	240x191x125	1		**2008 84 8**

PC Polycarbonate /pc.

Surface-mounted small distributor, with protective insulation for max. 9 division units. There are 9 breakout openings (8x Ø20 and 1x Ø20/25/32) on both the upper and lower sides incl. pre-mounted 35 mm hat profile support rail. The four screw cover caps supplied prevent unwanted "voltage carryover".

Suitable for interior and protected exterior mounting;
Accessories:
·Terminal strip set consisting of: Three PE/N terminals each with 4x 16 mm² screw terminal points, mini hat profile rail, mounting instructions and fastening set
·Self-adhesive pictograms for installation labelling and labelling of the connected consumers;
·Eight elastic cable entries Ø20 mm for cable diameters 0–17 mm
·One elastic cable entry Ø25 mm for cable diameter 0–22 mm
·One elastic cable entry Ø32 mm for cable diameter 0–28 mm

Small distributor, 9 division units, with screw terminal

IP 66 | IK 06 | M20 | M25 | M32 | M | 400 V | 650°



Type		Colour	Dimension L x W x H mm	Pack. pcs	Weight kg/100 pcs.	Item No.
SDB 09 PS	–	Light grey	240x191x125	1	110,000	**2008 80 8**

PS Polystyrene /pc.

Surface-mounted small distributor, with protective insulation for max. 9 division units. There are 9 breakout openings (8x Ø20 and 1x Ø20/25/32) on both the upper and lower sides incl. pre-mounted 35 mm hat profile support rail. The four screw cover caps supplied prevent unwanted "voltage carryover".

Suitable for interior and protected exterior mounting;
Accessories:
·Terminal strip set consisting of: Two PE/N terminals each with 4x 16 mm² screw terminal points, mini hat profile rail, mounting instructions and fastening set
·Self-adhesive pictograms for installation labelling and labelling of the connected consumers;
·Six elastic cable entries Ø20 mm for cable diameters 0–17 mm
·One elastic cable entry Ø25 mm for cable diameter 0–22 mm
·One elastic cable entry Ø32 mm for cable diameter 0–28 mm

Small distributor, 9 division units, empty

IP 66 | IK 06 | M20 | M25 | M32 | M | 400 V | 650°



Type		Colour	Dimension L x W x H mm	Pack. pcs	Weight kg/100 pcs.	Item No.
SDB 09L PS	–	Light grey	240x191x125	1	96,000	**2008 82 8**
SDB 09L PC	–	Light grey	240x191x125	1	108,000	**2008 86 8**

PS Polystyrene PC Polycarbonate /pc.

Surface-mounted small distributor, with protective insulation for max. 9 division units. There are 9 breakout openings (8x Ø20 and 1x Ø20/25/32) on both the upper and lower sides incl. pre-mounted 35 mm hat profile support rail. The four screw cover caps supplied prevent unwanted "voltage carryover".

The PS small distributors are suitable for mounting in interiors and in protected exteriors.
The PC small distributors are suitable for mounting for interior and exterior use.

14 OBO Neuheiten 2016 / en / 01/03/2016 (LLExport_04360) / 01/03/2016

Small distributor, 12 division units, with screwless terminal

Type	Colour	Dimension L x W x H mm	Pack. pcs	Weight kg/100 pcs.	Item No.
SDB 12 PC	– Light grey	286x202x125	1		**2008 85 2**

PC Polycarbonate /pc.



Surface-mounted small distributor, with protective insulation for max. 12 division units. There are 11 breakout openings (10x Ø20 and 1x Ø20/25/32) on both the upper and lower sides incl. pre-mounted 35 mm hat profile support rail. The four screw cover caps supplied prevent unwanted "voltage carryover".

Suitable for interior and protected exterior mounting;
Accessories:
·Terminal strip set consisting of: Three PE/N terminals each with 4x 16 mm² screw terminal points, mini hat profile rail, mounting instructions and fastening set
·Self-adhesive pictograms for installation labelling and labelling of the connected consumers;
·Eight elastic cable entries Ø20 mm for cable diameters 0–17 mm
·One elastic cable entry Ø25 mm for cable diameter 0–22 mm
·One elastic cable entry Ø32 mm for cable diameter 0–28 mm

Small distributor, 12 division units, with screw terminal

Type	Colour	Dimension L x W x H mm	Pack. pcs	Weight kg/100 pcs.	Item No.
SDB 12 PS	– Light grey	286x202x125	1	141,000	**2008 81 2**

PS Polystyrene /pc.



Surface-mounted small distributor, with protective insulation for max. 12 division units. There are 11 breakout openings (10x Ø20 and 1x Ø20/25/32) on both the upper and lower sides incl. pre-mounted 35 mm hat profile support rail. The four screw cover caps supplied prevent unwanted "voltage carryover".

Suitable for interior and protected exterior mounting;
Accessories:
·Terminal strip set consisting of: Three PE/N terminals each with 4x 16 mm² screw terminal points, mini hat profile rail, mounting instructions and fastening set
·Self-adhesive pictograms for installation labelling and labelling of the connected consumers;
·Eight elastic cable entries Ø20 mm for cable diameters 0–17 mm
·One elastic cable entry Ø25 mm for cable diameter 0–22 mm
·One elastic cable entry Ø32 mm for cable diameter 0–28 mm

Small distributor, 12 division units, empty

Type	Colour	Dimension L x W x H mm	Pack. pcs	Weight kg/100 pcs.	Item No.
SDB 12L PS	– Light grey	286x202x125	1	120,000	**2008 83 2**
SDB 12L PC	– Light grey	286x202x125	1	134,000	**2008 87 2**

PS Polystyrene PC Polycarbonate /pc.



Surface-mounted small distributor, with protective insulation for max. 12 division units. There are 11 breakout openings (10x Ø20 and 1x Ø20/25/32) on both the upper and lower sides incl. pre-mounted 35 mm hat profile support rail. The four screw cover caps supplied prevent unwanted "voltage carryover".

The PS small distributors are suitable for mounting in interiors and in protected exteriors.
The PC small distributors are suitable for mounting for interior and exterior use.

Junction box T 60 with plug-in seal and three cable glands

IP 66 | M25 | 7 | 500 V | UV RESISTANT | Fluor Chlor Brom HALOGENFREE | 650° | VDE | KEMA EUR



Type	Version	Entries	Colour	Shipping box pcs	Pack. pcs	Weight kg/100 pcs.	Item No.
T 60 M25 NL	With cable glands	7 x M25	Light grey	60	5	14,010	**2007 92 2**

PP Polypropylene /100 pc.

All the T series junction boxes are UV-resistant. They are made of a thermoplastic polypropylene plastic with plug-in seals made of ethylene vinyl acetate (EVA). This plastic is soft, which means that it is malleable. This allows installation of cables through the 7 x M25 seals, or the seals can be cut with a knife at the pre-marked points, in order to create an insertion opening for cables or pipes. Alternatively, instead of seals, cable glands can be inserted through the openings and be countered internally with a locknut.
The junction boxes can be mounted on mounting plates in the openings on the floor using steel bolts 3.5 x 9.5.
Clear internal dimensions: 100 x 100 x 48 mm
Cover with labelling panel and lead-sealed.

Dimensions

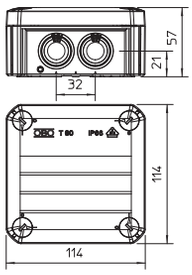

Junction box T 100 WB3, for Wieland sockets, 3-pole, max. 10x

IP 20 | 500 V | Fluor Chlor Brom HALOGENFREE | 650°



Type	Item No.
T 100 WB3-10	**2007 80 8**

PP Polypropylene /pc.

All the T series junction boxes are UV-resistant. They are made of polypropylene (a thermoplastic polymer) and are equipped with strain relief entries and pre-terminated Wieland connection sockets, type GST-18-i3 (s = black, w = white, r = red). The strain relief entries can be penetrated directly with the cables. The special structure of the opening means that the cables cannot be removed unintentionally. Suitable for cable diameters of between 7 and 21 mm.
The junction boxes can be mounted on mounting plates in the openings on the floor using steel bolts 3.5 x 9.5. Cover with labelling panel and lead seal.
Caution:
According to standard VDE 0620-1: Installation only by people with the relevant electrical knowledge and experience. There is danger to life if installed incorrectly.

Dimensions

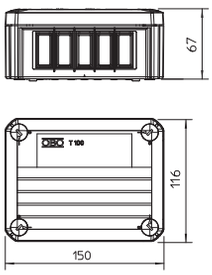

14 OBO Neuheiten 2016 / en / 01/03/2016 (LLExport_04360) / 01/03/2016

Aquasit cold casting compound with cable box T40

Type	Version	Entries	Colour	Shipping box pcs	Pack. pcs	Weight kg/100 pcs.	Item No.
T 40 KVM	With terminal strip	7 x M25	–	1	1	48,700	**2363 01 2**

PP Polypropylene /pc.

Aquasit is a two-component casting compound in a cartridge, for applications in areas with continuous and extremely high levels of moisture. It can also be used against mechanical shock and vibrations.
The cartridge is suitable for use in standard cartridge pistols. At room temperature, the unopened aluminium packaging can be stored for up to 18 months. When the cartridge is opened, the material should be used within 24 hours.
Practical experience, tests and approvals valid only in conjunction with OBO junction boxes.
Aquasit properties:
Protection rating with appropriate junction box: IP68 at 1.8 bar/1,000 hrs
Rated voltage: 400 V
Penetration resistance: >20 kv/mm to VDE 0291 Part 2
Operating temperature: -40 to +90 °C
Processing temperature: 0 to +40 °C
Halogen-free, silicon-free, isocyanate-free
Environmentally friendly and without the need to be labelled



Dimensions

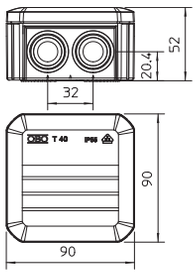

Terminal strip set with screw terminals for SDB 03



Type	Item No.
KLS-SDB 03	2008 88 0

/pc.

Terminal strip set for the small distributors of the SDB series. The sets can be used to expand and equip the empty boxes of the SDB series.

The terminal strip set with screw terminals contains:

Mounting instructions; hat rail with corresponding support and fastening material; 16 mm² protective conductor terminal; 16 mm² neutral conductor terminal

Terminal strip set with screw terminals for SDB 05



Type	Item No.
KLS-SDB 05	2008 88 4

/pc.

Terminal strip set for the small distributors of the SDB series. The sets can be used to expand and equip the empty boxes of the SDB series.

The terminal strip set with screw terminals contains:

Mounting instructions; hat rail with corresponding support and fastening material; 16 mm² protective conductor terminal; 16 mm² neutral conductor terminal

Terminal strip set with screw terminals for SDB 09



Type	Item No.
KLS-SDB 09	2008 88 8

/pc.

Terminal strip set for the small distributors of the SDB series. The sets can be used to expand and equip the empty boxes of the SDB series.

The terminal strip set with screw terminals contains:

Mounting instructions; hat rail with corresponding support and fastening material; 16 mm² protective conductor terminal; 16 mm² neutral conductor terminal

Terminal strip set with screw terminals for SDB 12





Type	Item No.
KLS-SDB 12	2008 89 2

/pc.

Terminal strip set for the small distributors of the SDB series. The sets can be used to expand and equip the empty boxes of the SDB series.

The terminal strip set with screw terminals contains:

Mounting instructions; hat rail with corresponding support and fastening material; 16 mm² protective conductor terminal; 16 mm² neutral conductor terminal

14 OBO Neuheiten 2016 / en / 01/03/2016 (LLExport_04360) / 01/03/2016

Terminal strip set with screwless terminals for SDB 03

Type	Item No.
KLS-SDB 03S	2008 91 0

/pc.

Terminal strip set for the small distributors of the SDB series. The sets can be used to expand and equip the empty boxes of the SDB series. With the terminal strips, you can choose between screw terminals and screwless terminals.

The terminal strip set with screw / screwless terminals contains:

Mounting instructions; cover strip; hat rail with corresponding support and fastening material; one protective conductor terminal and one neutral conductor terminal with two 16/25 mm² terminals and 12 2.5 mm² screwless terminals



Terminal strip set with screwless terminals for SDB 05

Type	Item No.
KLS-SDB 05S	2008 91 4

/pc.

Terminal strip set for the small distributors of the SDB series. The sets can be used to expand and equip the empty boxes of the SDB series. With the terminal strips, you can choose between screw terminals and screwless terminals.

The terminal strip set with screw / screwless terminals contains:

Mounting instructions; cover strip; hat rail with corresponding support and fastening material; one protective conductor terminal and one neutral conductor terminal with two 16/25 mm² terminals and 12 2.5 mm² screwless terminals



Terminal strip set with screwless terminals for SDB 09

Type	Item No.
KLS-SDB 09S	2008 91 8

/pc.

Terminal strip set for the small distributors of the SDB series. The sets can be used to expand and equip the empty boxes of the SDB series. With the terminal strips, you can choose between screw terminals and screwless terminals.

The terminal strip set with screw / screwless terminals contains:

Mounting instructions; cover strip; hat rail with corresponding support and fastening material; one protective conductor terminal and one neutral conductor terminal with two 16/25 mm² terminals and 12 2.5 mm² screwless terminals



Terminal strip set with screwless terminals for SDB 12

Type	Item No.
KLS-SDB 12S	2008 92 2

/pc.

Terminal strip set for the small distributors of the SDB series. The sets can be used to expand and equip the empty boxes of the SDB series. With the terminal strips, you can choose between screw terminals and screwless terminals.

The terminal strip set with screw / screwless terminals contains:

Mounting instructions; cover strip; hat rail with corresponding support and fastening material; one protective conductor terminal and one neutral conductor terminal with two 16/25 mm² terminals and 12 2.5 mm² screwless terminals



14 OBO Neuheiten 2016 / en / 01/03/2016 (LLExport_04360) / 01/03/2016

Protective conductor terminal, with screwless contacts, 12 terminals



Type	Colour	Shipping box pcs	Pack. pcs	Weight kg/100 pcs.	Item No.
KL-DBS12x02GRGN	Grey / green	200	10	4,500	**2016 26 0**

PA Polyamide /100 pc.

Protective conductor connection terminal with 12 2.5 mm² screwless terminal points; two 4 mm² screwless terminal points and two 16/25 mm² screw connection terminal points. For snapping onto 15 mm hat rails to DIN EN 50022.

Neutral conductor terminal, with screwless contacts, 12 terminals



Type	Colour	Shipping box pcs	Pack. pcs	Weight kg/100 pcs.	Item No.
KL-DBN12x02GRBL	Grey / blue	200	10	4,500	**2016 26 5**

PA Polyamide /100 pc.

Protective conductor connection terminal with 12 2.5 mm² screwless terminal points; two 4 mm² screwless terminal points and two 16/25 mm² screw connection terminal points. For snapping onto 15 mm hat rails to DIN EN 50022.

Phase terminal, with screwless contacts, 12 terminals



Type	Colour	Shipping box pcs	Pack. pcs	Weight kg/100 pcs.	Item No.
KL-DBP12x02GR	Grey	200	10	4,500	**2016 27 0**

PA Polyamide /pc.

Phase connection terminal with 12 2.5 mm² screwless terminal points; two 4 mm² screwless terminal points and two 16/25 mm² screw connection terminal points. For snapping onto 15 mm hat rails to DIN EN 50022.

Protective conductor terminal, with screw contacts, 4 terminals



Type	Colour	Shipping box pcs	Pack. pcs	Weight kg/100 pcs.	Item No.
KL-DBS4x16GN	Green	120	10	1,980	**2016 25 0**

PA Polyamide /100 pc.

Protective conductor brass connection terminal strip, steel screws, electrogalvanised and transparently passivated, nominal cross-section 6 - 16 mm², nominal voltage 400 V, 1-pole, with terminal sockets, max. connectable conductors per terminal max. 4 x 16 mm², 4 x 10 mm², 8 x 6 mm² or 12 x 4 mm².

14 OBO Neuheiten 2016 / en / 01/03/2016 (LLExport_04360) / 01/03/2016

Neutral conductor terminal, with screw contacts, 4 terminals



Type	Colour	Shipping box pcs	Pack. pcs	Weight kg/100 pcs.	Item No.
KL-DBN4x16BL	Blue	120	10	1,980	**2016 25 5**

PA Polyamide /100 pc.

Neutral conductor brass connection terminal, steel screws, electrogalvanised and transparently passivated, nominal cross-section 6 - 16 mm², nominal voltage 400 V, 1-pole, with terminal sockets, max. connectable conductors per terminal max. 4 x 16 mm², 4 x 10 mm², 8 x 6 mm² or 12 x 4 mm².

Divisible cable gland, seal insert enclosed



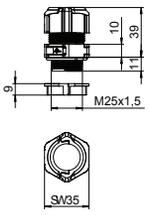

M25 IP 67

Type	Item No.
V-TEC TB25	2024 91 0

PC Polycarbonate /pc.

The V-TEC TB.. ensures - like all V-TEC glands - a secure sealing of the cable.
The fact that the cable gland is separable means that it is easy and quick to install for instance pre-terminated cables. A further benefit is the option of retrofitting cables in existing installations. It is also unbeatable as a "repair gland", there is no need of disassembling premounted cables, it can be installed without interrupting the production process.

The closed sealing insert provides the option to universally drill the required sealing diameter(s). The ideal aiding tools are the spreading pliers which can be used to open the sealing insert. Placing the individual cables becomes easy quick.

Divisible cable gland, seal insert, 1 cable



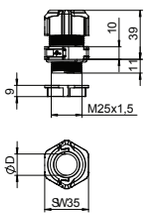

M25 IP 67

Type	Item No.
V-TEC TB25 07-10	2024 91 3
V-TEC TB25 09-13	2024 91 6
V-TEC TB25 11-15	2024 91 9
V-TEC TB25 14-18	2024 92 2
V-TEC TB25 17-20	2024 92 5

PC Polycarbonate /pc.

The V-TEC TB.. ensures - like all V-TEC glands - a secure sealing of the cable.
The fact that the cable gland is separable means that it is easy and quick to install for instance pre-terminated cables. A further benefit is the option of retrofitting cables in existing installations. It is also unbeatable as a "repair gland", there is no need of disassembling premounted cables, it can be installed without interrupting the production process.

The various sealing inserts provide the option to seal cables of 7 to 20.5 mm depending on the selected sealing insert. The ideal aiding tools are the spreading pliers which can be used to open the sealing insert. Placing the individual cables becomes easy and quick.

Divisible cable gland, seal insert, multiple



M25 IP 67

Type	Item No.
V-TEC TB25 3x9	2024 92 8
V-TEC TB25 4x8	2024 93 1

PC Polycarbonate /pc.

The V-TEC TB.. ensures - like all V-TEC glands - a secure sealing of the cable.
The fact that the cable gland is separable means that it is easy and quick to install for instance pre-terminated cables. A further benefit is the option of retrofitting cables in existing installations. It is also unbeatable as a "repair gland", there is no need of disassembling premounted cables, it can be installed without interrupting the production process.

When using a multiple sealing insert, several cables/wires can be led and sealed through a gland. Not required drill holes have to be closed with a plug. The ideal aiding tools are the spreading pliers which can be used to open the sealing insert. Placing the individual cables becomes easy and quick.

Dimensions

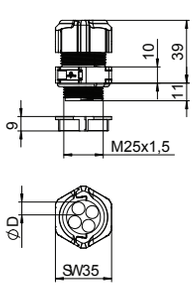

G	Drill holes Quantity	D mm	SW mm	E mm
M25 x 1.5	3	9	35	40
M25 x 1.5	4	8	35	40

14 OBO Neuheiten 2016 / en / 01/03/2016 (LLExport_04360) / 01/03/2016

Spreading pliers for sealing insert, splittable cable gland

M25

Type	Item No.
V-TEC TBZ	**2024 90 0**

/pc.

The ideal aiding tool is the pair of spreading pliers which can be used to open the sealing insert. With this tool, inserting the individual cables is easy and quick.
Place the cable into the spreading pliers, insert the spreading pliers into the sealing separation and then open them. Now the cable can easily be placed into the sealing.



Plastic cap nut cable glands with screw plug

IP 68 | M



Type	Thread	Sealing range D mm	Thread length mm	SW mm	Installation torque Nm	Colour	Shipping box pcs	Pack. pcs	Weight kg/100 pcs.	Ite
V-TEC VM12VS LGR	M12 x 1,5	3.5 - 7	8	15	2	Light grey	500	50	0,360	**2(**
V-TEC VM16VS LGR	M16 x 1,5	–	8	20	–	Light grey	500	50	0,730	**20**
V-TEC VM20VS LGR	M20 x 1,5	6 - 13	10	24	3.8	Light grey	600	50	0,990	**20**
V-TEC VM25VS LGR	M25 x 1,5	9 - 17	10	29	–	Light grey	300	25	1,550	**2(**
V-TEC VM32VS LGR	M32 x 1,5	15 - 21	11	36	7.5	Light grey	240	20	2,480	**2(**

PA Polyamide /100 pc.

The quickest and most convenient way of providing strain relief and tightness with cable glands on junction boxes and housings is with the tried-and-trusted V-TEC VM cable glands from OBO. With the integrated sealing lip and the special OBO lamella technology, protection class IP68 is achieved. Strain relief and tightness have been tested to DIN EN 50262.
The connecting threads are metric and are therefore suitable for universal use. Once screwed in place, the fitting is there for ever, as the optimum thread adjustment with the right pitch ensures permanent resistance to shaking.
Applications: From private housing with junction boxes up to industrial applications in the distributor cabinet.
Temperature range: –20 °C to +65 °C.

Dimensions

G	D mm	SW mm	E mm	L min. mm	L max. mm	L1 mm	L2 mm
M12 x 1.5	3.5–7	15	16.5	18.5	23.5	8	5
M16 x 1.5	4.5–10	20	22	21.5	23.5	8	5
M20 x 1.5	6–13	24	27	23.5	30.5	9	5
M25 x 1.5	9–17	29	32	26	35	10	6
M32 x 1.5	15–21	36	41	29	40	11	6

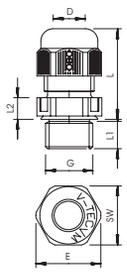

14 OBO Neuheiten 2016 / en / 01/03/2016 (LLExport_04360) / 01/03/2016

Quick clip, aluminium



Type	Nominal size	Shipping box pcs	Pack. pcs	Weight kg/100 pcs.	Item No.
ALQ M16	16	1200	100	0,780	**2149 91 6**
ALQ M20	20	1200	100	0,900	**2149 92 0**
ALQ M25	25	100	100	1,110	**2149 92 5**
ALQ M32	32	600	50	1,600	**2149 93 2**
ALQ M40	40	50	50	2,400	**2149 94 0**
ALQ M50	50	300	25	2,730	**2149 95 0**
ALQ M63	63	20	20	3,340	**2149 96 3**

Alu Aluminium /100 pc.

OBO Quick clip, type ALQ M, for all metric ALU pipe systems, as well as light-duty and heavy-duty insulation pipes. Suitable for mounting the OBO pipe system, material: aluminium. Pipe centring aids allow optimal attachment of the pipe and automatically turn the clip into the correct position.
Slot for side alignment during mounting with wood screw or knock-in anchor.
Recommended fastening spacing 50–60 cm.

Dimensions

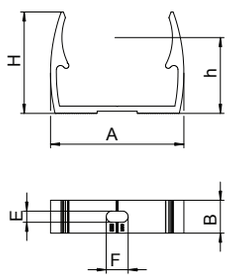

G	A mm	B mm	E mm	F mm	H mm	H mm
16	22	18	5.1	9.5	25	18.5
20	25	18	5.1	9.5	27.5	20
25	31	18	5.1	9.5	30	22
32	39	18	5.1	9.5	35	26
40	50	18	6.1	12	42	30.5
50	60	18	6.1	12	46.5	33.5
63	73	18	6.1	12	55.5	41.5

Woven strip



Type	Width mm	Material thickness mm	per roll m	Pack. pcs	Weight kg/100 pcs.	Item No.
GB 1525 GR	15	1.3	25	1	18,000	**1476 98 0**

PP Polypropylene /pc.

Tear-resistant and UV-stable fabric table, universally application, e.g. to fix pipes and cables on the floor, before screed laying using OBO anchors or nails.

14 OBO Neuheiten 2016 / en / 01/03/2016 (LLExport_04360) / 01/03/2016

Series clip





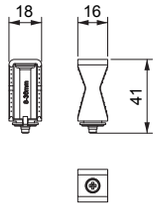



Type	Clamping range D mm	Bolt	Colour	Shipping box pcs	Pack. pcs	Weight kg/100 pcs.	Item No.
2051 8-36 LGR KS	8 - 36	M4 x 37.5	Light grey	800	100	0,850	**2254 03 6**
PS Polystyrene							/100 pc.

Also suitable for rails of 11 - 12 mm slot width; polystyrene clip element, impact resistant, halogen-free, light grey RAL 7035; metal parts: electrogalvanised steel.

Cable ties



Type	Dim. B mm	Dim. L mm	Dim. t mm	Colour	Pack. pcs	Weight kg/100 pcs.	Item No.
565 2.5x75 WS	2.5	75	1	White	100	0,020	**2331 80 0**
565 2.5x100 WS	2.5	100	1	White	100	0,025	**2331 81 0**
565 2.5x150 WS	2.5	150	1.3	White	100	0,047	**2331 81 6**
565 2.5x200 WS	2.5	200	1.3	White	100	0,062	**2331 82 2**
565 3.6x150 WS	3.6	150	1.4	White	100	0,070	**2331 83 0**
565 3.6x200 WS	3.6	200	1.4	White	100	0,104	**2331 83 6**
565 3.6x290 WS	3.6	290	1.4	White	100	0,140	**2331 84 2**
565 3.6x365 WS	3.6	365	1.4	White	100	0,183	**2331 84 8**
565 4.8x120 WS	4.8	120	1.5	White	100	0,089	**2331 86 0**
565 4.8x160 WS	4.8	160	1.6	White	100	0,120	**2331 86 6**
565 4.8x200 WS	4.8	200	1.6	White	100	0,149	**2331 87 2**
565 4.8x300 WS	4.8	300	1.6	White	100	0,201	**2331 87 8**
565 4.8x365 WS	4.8	365	1.5	White	100	0,251	**2331 88 4**
565 4.8x430 WS	4.8	430	1.5	White	100	0,288	**2331 89 0**
565 7.6x200 WS	7.6	200	1.8	White	100	0,287	**2331 91 0**
565 7.6x300 WS	7.6	300	1.6	White	100	0,334	**2331 91 6**
565 7.6x380 WS	7.6	380	2	White	100	0,533	**2331 92 2**
565 8x450 WS	8	450	1.9	White	100	0,717	**2331 93 4**
565 9x760 WS	9	760	2	White	100	1,311	**2331 94 4**

PA Polyamide /100 pc.

Cable ties are used for quick, uncomplicated fixing or bundling of cables and pipes to cable support systems or other mounting structures.

Cable tie, UV and weather-resistant



UV RESISTANT

Type	Dim. B mm	Dim. L mm	Dim. t mm	Colour	Pack. pcs	Weight kg/100 pcs.	Item No.
565 2.5x75 SWUV	2.5	75	1	Black	100	0,020	**2331 80 2**
565 2.5x100 SWUV	2.5	100	1	Black	100	0,025	**2331 81 2**
565 2.5x150 SWUV	2.5	150	1.3	Black	100	0,047	**2331 81 8**
565 2.5x200 SWUV	2.5	200	1.3	Black	100	0,062	**2331 82 4**
565 3.6x150 SWUV	3.6	150	1.4	Black	100	0,070	**2331 83 2**
565 3.6x200 SWUV	3.6	200	1.4	Black	100	0,104	**2331 83 8**
565 3.6x290 SWUV	3.6	290	1.4	Black	100	0,140	**2331 84 4**
565 3.6x365 SWUV	3.6	365	1.4	Black	100	0,183	**2331 85 0**
565 4.8x120 SWUV	4.8	120	1.5	Black	100	0,089	**2331 86 2**
565 4.8x160 SWUV	4.8	160	1.6	Black	100	0,120	**2331 86 8**
565 4.8x200 SWUV	4.8	200	1.6	Black	100	0,149	**2331 87 4**
565 4.8x300 SWUV	4.8	300	1.6	Black	100	0,201	**2331 88 0**
565 4.8x365 SWUV	4.8	365	1.5	Black	100	0,251	**2331 88 6**
565 4.8x430 SWUV	4.8	430	1.5	Black	100	0,288	**2331 89 2**
565 7.6x200 SWUV	7.6	200	1.8	Black	100	0,287	**2331 91 2**
565 7.6x300 SWUV	7.6	300	1.6	Black	100	0,334	**2331 91 8**
565 7.6x380 SWUV	7.6	380	2	Black	100	0,533	**2331 92 4**
565 8x450 SWUV	8	450	1.9	Black	100	0,717	**2331 93 6**
565 9x760 SWUV	9	760	2	Black	100	1,311	**2331 94 6**

PA Polyamide /100 pc.

Cable ties are used for quick, uncomplicated fixing or bundling of cables and pipes to cable support systems or other mounting structures.

14 OBO Neuheiten 2016 / en / 01/03/2016 (LLExport_04360) / 01/03/2016

Pipe end cap, separable

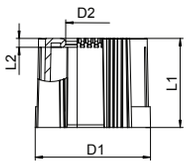



Type	Size	Dim. D1 mm	Dim. D2 mm	Dimension L1 mm	Dimension L2 mm	Colour	Pack. pcs	Weight kg/100 pcs.	Item No.
129 TB M16	M16	20	10	30	3	Light grey	50	0,400	**2047 81 2**
129 TB M20	M20	24	13.4	30	3	Light grey	50	0,440	**2047 83 1**
129 TB M25	M25	30	18.4	30	3	Light grey	50	0,576	**2047 83 9**
129 TB M32	M32	36	25.4	30	3	Light grey	50	0,656	**2047 85 5**
129 TB M40	M40	44	33.4	30	3	Light grey	30	0,790	**2047 86 3**
129 TB M50	M50	53	43	30	3	Light grey	30	0,935	**2047 89 0**
129 TB M63	M63	67	56	30	3	Light grey	20	1,140	**2047 89 8**

PE Polyethylene /100 pc.

Separable pipe end cap to slot onto metric electrical installation pipes.
The splittable pipe end cap can be used for correct repair purposes on existing installations. It is not necessary to disconnect the cables, allowing quick mounting.

Pipe end cap, separable

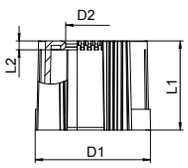



Type	Size	Dim. D1 mm	Dim. D2 mm	Dimension L1 mm	Dimension L2 mm	Colour	Pack. pcs	Weight kg/100 pcs.	Item No.
129 TB M16 SW	M16	20	10	30	3	Black	50	0,400	**2047 93 6**
129 TB M20 SW	M20	24	13.4	30	3	Black	50	0,440	**2047 94 4**
129 TB M25 SW	M25	30	18.4	30	3	Black	50	0,576	**2047 95 2**
129 TB M32 SW	M32	36	25.4	30	3	Black	50	0,656	**2047 97 1**
129 TB M40 SW	M40	44	33.4	30	3	Black	30	0,790	**2047 97 9**
129 TB M50 SW	M50	53	43	30	3	Black	30	0,935	**2047 98 7**
129 TB M63 SW	M63	67	56	30	3	Black	20	1,140	**2047 99 5**

PE Polyethylene /100 pc.

Separable pipe end cap to slot onto metric electrical installation pipes.
The splittable pipe end cap can be used for correct repair purposes on existing installations. It is not necessary to disconnect the cables, allowing quick mounting.

14 OBO Neuheiten 2016 / en / 01/03/2016 (LLExport_04360) / 01/03/2016

Support clamp TKM Chock FS



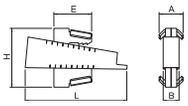

Type	Dim. L mm	Dim. H mm	Dim. E mm	Dimension A mm	Dim. B mm	Pack. pcs	Weight kg/100 pcs.	Item No.
TKM Chock 1 FS	111	61	41	25	13	25	16,100	**1480 85 0**
TKM Chock 2 FS	111	65	41	27	14	25	16,400	**1480 85 2**
TKM Chock 3 FS	111	65	41	30	16	25	16,800	**1480 85 4**

St Steel /pc.
FS Strip-galvanised

Support clamp for knocking in on the support with flange thicknesses of 8–20 mm.
Suitable for parallel and inclined flanges.
Maximum flange incline: 14%

Support clamp TKM Chock V4A



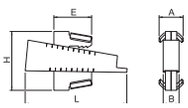

Type	Dim. L mm	Dim. H mm	Dim. E mm	Dimension A mm	Dim. B mm	Pack. pcs	Weight kg/100 pcs.	Item No.
TKM Chock 2 V4A	111	65	41	27	14	25	16,400	**1480 88 2**

V4A Stainless steel, grade 316 Ti /pc.

Support clamp for knocking in on the support with flange thicknesses of 8–20 mm.
Suitable for parallel and inclined flanges.
Maximum flange incline: 14%

Screw-in support clamp



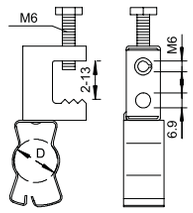

Type	Flange thickness mm	Clamping range D mm	Breaking load kN	Pack. pcs	Weight kg/100 pcs.	Item No.
TKS 213-40	2 - 17	33 - 40	0.45	50	5,450	**1484 83 8**

St Steel /100 pc.
ZL Zinc lamella

With rotating clip to accept pipes and cables, lockable.

Support clamp SSP 6-21, M6, FT



Type	Flange thickness mm	Dim. H mm	For threaded rod	Break load F1 kN	Break load F2 kN	Pack. pcs	Weight kg/100 pcs.	Item No.
SSP 6-21 M6 FT	6 - 21	46	M6	1.75	1.5	25	23,900	**1486 23 2**

St Steel /100 pc.
FT Hot-dip galvanised

This type of support clamp is pushed onto the support and fixed to the girder or flat iron using a pressure trough and bolt (M8). The hexagonal bolt has a WAF of 10 mm. In addition, there are two further M6 threads in the clip element, in order to fasten threaded rods, for example.

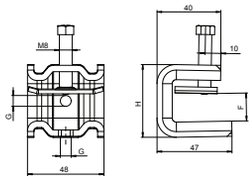

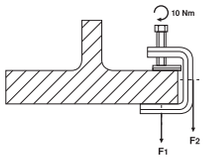

SSP 6-21 M6 FT

Breaking load F1 kN	1.75
Breaking load F2 kN	1.5

14 OBO Neuheiten 2016 / en / 01/03/2016 (LLExport_04360) / 01/03/2016

Support clamp SSP 6-21, M8, FT

Type	Flange thickness mm	Dim. H mm	For threaded rod	Break load F1 kN	Break load F2 kN	Pack. pcs	Weight kg/100 pcs.	Item No.
SSP 6-21 M8 FT	6 - 21	46	M8	1.75	1.5	25	23,900	**1486 28 2**

St Steel
FT Hot-dip galvanised

/100 pc.



This type of support clamp is pushed onto the support and fixed to the girder or flat iron using a pressure trough and bolt (M8).The hexagonal bolt has a WAF of 10 mm. In addition, there are two further M6 threads in the clip element, in order to fasten threaded rods, for example.

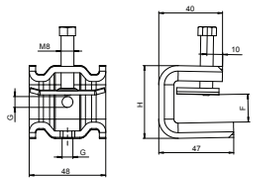

SSP 6-21 M8 FT

Breaking load F1 kN 1.75
Breaking load F2 kN 1.5

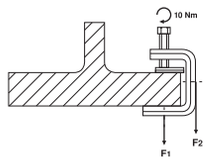

Support clamp SSP 6-21, M6, V2A

Type	Flange thickness mm	Dim. H mm	For threaded rod	Break load F1 kN	Break load F2 kN	Pack. pcs	Weight kg/100 pcs.	Item No.
SSP 6-21 M6 V2A	6 - 21	46	M6	1.75	1.5	25	23,200	**1486 23 4**

V2A Stainless steel, grade 304

/100 pc.



This type of support clamp is pushed onto the support and fixed to the girder or flat iron using a pressure trough and bolt (M8). The hexagonal bolt has a WAF of 10 mm. In addition, there are two further M6 threads in the clip element, in order to fasten threaded rods, for example.

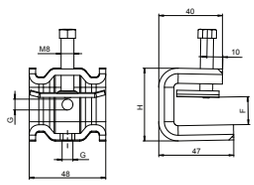

SSP 6-21 M6 V2A

Breaking load F1 kN 1.75
Breaking load F2 kN 1.5

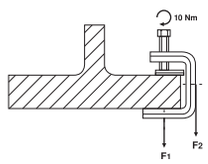

Support clamp SSP 6-21, M8, V2A

Type	Flange thickness mm	Dim. H mm	For threaded rod	Break load F1 kN	Break load F2 kN	Pack. pcs	Weight kg/100 pcs.	Item No.
SSP 6-21 M8 V2A	6 - 21	46	M8	1.75	1.5	25	23,200	**1486 28 4**

V2A Stainless steel, grade 304

/100 pc.



This type of support clamp is pushed onto the support and fixed to the girder or flat iron using a pressure trough and bolt (M8). The hexagonal bolt has a WAF of 10 mm. In addition, there are two more M8 threads are introduced, for example to attach threaded rods.

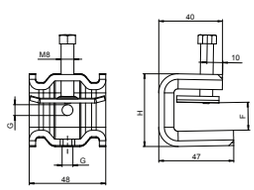

SSP 6-21 M8 V2A

Breaking load F1 kN 1.75
Breaking load F2 kN 1.5

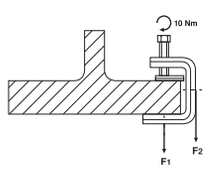

Support clamp SSP 6-21, M6, V4A



Type	Flange thickness mm	Dim. H mm	For threaded rod	Break load F1 kN	Break load F2 kN	Pack. pcs	Weight kg/100 pcs.	Item No.
SSP 6-21 M6 V4A	6 - 21	46	M6	1.75	1.5	25	23,200	**1486 23 6**

V4A Stainless steel, grade 316 L /100 pc.

This type of support clamp is pushed onto the support and fixed to the girder or flat iron using a pressure trough and bolt (M8). The hexagonal bolt has a WAF of 10 mm. In addition, there are two further M6 threads in the clip element, in order to fasten threaded rods, for example.

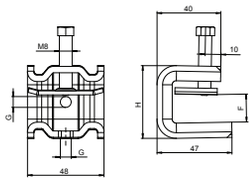

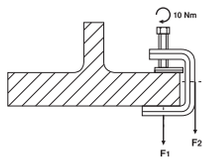

SSP 6-21 M6 V4A

Breaking load F1 kN	1.75
Breaking load F2 kN	1.5

Support clamp SSP 6-21, M8, V4A



Type	Flange thickness mm	Dim. H mm	For threaded rod	Break load F1 kN	Break load F2 kN	Pack. pcs	Weight kg/100 pcs.	Item No.
SSP 6-21 M8 V4A	6 - 21	46	M8	1.75	1.5	25	23,200	**1486 28 6**

V4A Stainless steel, grade 316 L /100 pc.

This type of support clamp is pushed onto the support and fixed to the girder or flat iron using a pressure trough and bolt (M8). The hexagonal bolt has a WAF of 10 mm. In addition, there are two more M8 threads are introduced, for example to attach threaded rods.

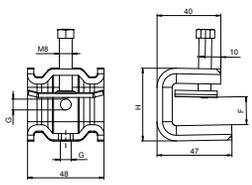

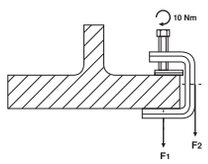

SSP 6-21 M8 V4A

Breaking load F1 kN	1.75
Breaking load F2 kN	1.5

Support clamp SSP 20-40, M6, FT



Type	Flange thickness mm	Dim. H mm	For threaded rod	Break load F1 kN	Break load F2 kN	Pack. pcs	Weight kg/100 pcs.	Item No.
SSP 20-40 M6 FT	20 - 40	65	M6	1.4	1.3	25	27,700	**1486 23 8**

St Steel /100 pc.
FT Hot-dip galvanised

This type of support clamp is pushed onto the support and fixed to the girder or flat iron using a pressure trough and bolt (M8). The hexagonal bolt has a WAF of 10 mm. In addition, there are two further M6 threads in the clip element, in order to fasten threaded rods, for example.

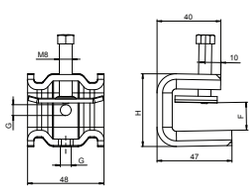

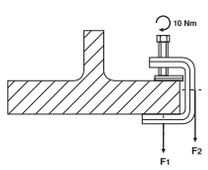

SSP 20-40 M6 FT

Breaking load F1 kN	1.4
Breaking load F2 kN	1.3

14 OBO Neuheiten 2016 / en / 01/03/2016 (LLExport_04360) / 01/03/2016

Support clamp SSP 20-40, M8, FT

Type	Flange thickness mm	Dim. H mm	For threaded rod	Break load F1 kN	Break load F2 kN	Pack. pcs	Weight kg/100 pcs.	Item No.
SSP 20-40 M8 FT	20 - 40	65	M8	1.4	1.3	25	27,800	**1486 28 8**

St Steel
FT Hot-dip galvanised

/100 pc.



This type of support clamp is pushed onto the support and fixed to the girder or flat iron using a pressure trough and bolt (M8). The hexagonal bolt has a WAF of 10 mm. In addition, there are two more M8 threads are introduced, for example to attach threaded rods.

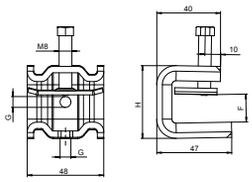

SSP 20-40 M8 FT

Breaking load F1 kN	1.4
Breaking load F2 kN	1.3

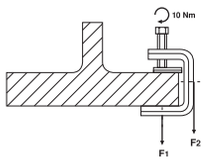

Support clamp SSP 20-40, M6, V2A

Type	Flange thickness mm	Dim. H mm	For threaded rod	Break load F1 kN	Break load F2 kN	Pack. pcs	Weight kg/100 pcs.	Item No.
SSP 20-40 M6 V2A	20 - 40	65	M6	1.4	1.3	25	27,700	**1486 24 2**

V2A Stainless steel, grade 304

/100 pc.



This type of support clamp is pushed onto the support and fixed to the girder or flat iron using a pressure trough and bolt (M8). The hexagonal bolt has a WAF of 10 mm. In addition, there are two further M6 threads in the clip element, in order to fasten threaded rods, for example.

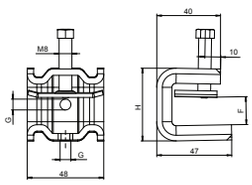

SSP 20-40 M6 V2A

Breaking load F1 kN	1.4
Breaking load F2 kN	1.3

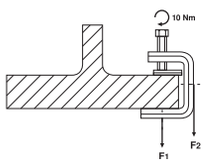

Support clamp SSP 20-40, M8, V2A

Type	Flange thickness mm	Dim. H mm	For threaded rod	Break load F1 kN	Break load F2 kN	Pack. pcs	Weight kg/100 pcs.	Item No.
SSP 20-40 M8 V2A	20 - 40	65	M8	1.4	1.3	25	27,800	**1486 29 2**

V2A Stainless steel, grade 304

/100 pc.



This type of support clamp is pushed onto the support and fixed to the girder or flat iron using a pressure trough and bolt (M8). The hexagonal bolt has a WAF of 10 mm. In addition, there are two more M8 threads are introduced, for example to attach threaded rods.

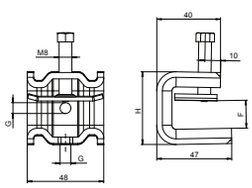

SSP 20-40 M8 V2A

Breaking load F1 kN	1.4
Breaking load F2 kN	1.3

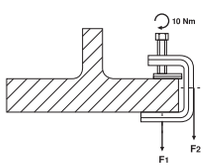

Support clamp SSP 20-40, M6, V4A



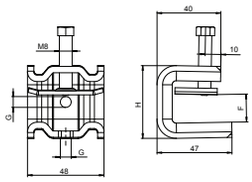

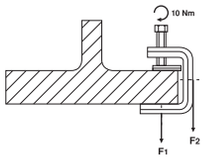

Type	Flange thickness mm	Dim. H mm	For threaded rod	Break load F1 kN	Break load F2 kN	Pack. pcs	Weight kg/100 pcs.	Item No.
SSP 20-40 M6 V4A	20 - 40	65	M6	1.4	1.3	25	27,700	**1486 24 4**

V4A Stainless steel, grade 316 L /100 pc.

This type of support clamp is pushed onto the support and fixed to the girder or flat iron using a pressure trough and bolt (M8). The hexagonal bolt has a WAF of 10 mm. In addition, there are two further M6 threads in the clip element, in order to fasten threaded rods, for example.

SSP 20-40 M6 V4A

Breaking load F1 kN	1.4
Breaking load F2 kN	1.3

Support clamp SSP 20-40, M8, V4A



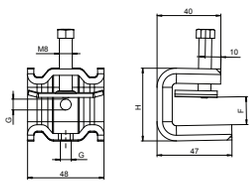

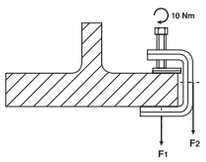

Type	Flange thickness mm	Dim. H mm	For threaded rod	Break load F1 kN	Break load F2 kN	Pack. pcs	Weight kg/100 pcs.	Item No.
SSP 20-40 M8 V4A	20 - 40	65	M8	1.4	1.3	25	27,800	**1486 29 4**

V4A Stainless steel, grade 316 L /100 pc.

This type of support clamp is pushed onto the support and fixed to the girder or flat iron using a pressure trough and bolt (M8). The hexagonal bolt has a WAF of 10 mm. In addition, there are two more M8 threads are introduced, for example to attach threaded rods.

SSP 20-40 M8 V4A

Breaking load F1 kN	1.4
Breaking load F2 kN	1.3

14 OBO Neuheiten 2016 / en / 01/03/2016 (LLExport_04360) / 01/03/2016



14 OBO Neuheiten 2016 / en / 01/03/2016 (LLExport_04360) / 01/03/2016

TBS product innovations

	Surge protection, arrester, type 1+2 (office and housing)	33
	Surge protection, arrester, type 2	36
	Surge protection, arrester, type 2+3	42
	Surge protection, arrester, type 3	44
	Surge protection, photovoltaics	46
	Surge protection device for data and information technology	53
	Equipotential bonding for Ex areas	56
	Earthing systems	58
	Interception unit and arrester systems	60

14 OBO Neuheiten 2016 / en / 01/03/2016 (LLExport_04360) / 01/03/2016



Surge protection device for energy technology, arrester, type 1 (industry)

14 OBO Neuheiten 2016 / en / 01/03/2016 (LLExport_04360) / 01/03/2016

Combination arrester V50, 1-pole + NPE 280 V

LPZ 0→2 | Type 1+2

Type		Pack. pcs	Weight kg/100 pcs.	Item No.
VG-V50-1+NPE-280	—	1	81,000	**5093 59 4**

/pc.



Lightning current combination arrester, type 1+2 to DIN EN 61643-11

- For lightning protection equipotential bonding to VDE 0185-305 (IEC 62305)
- Complete unit, pre-mounted and ready for connection in polycarbonate housing (IP66)
- Lightning current arresting capacity 12.5 kA (10/350) per pole and up to 50 kA (10/350) in total

Application: Lightning protection equipotential bonding for buildings of Class III and IV.
If there is a danger of condensation forming through wind, ice, temperature or sunlight, further measures may be necessary!

Dimensions

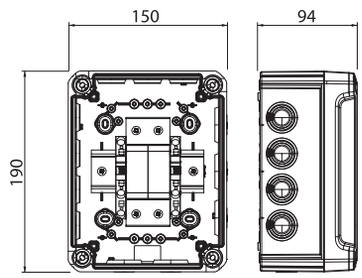

Connection options

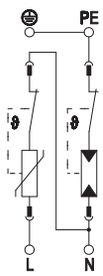

VG-V50-1+NPE-280		
SPD to EN 61643-11		Type 1+2
SPD to IEC 61643-11		class I+II
SPD to UL 1449		Type 4
Nominal voltage AC (50 / 60 Hz)	U_n	230 V
Maximum continuous voltage AC	U_C	280 V
Nominal discharge current (8/20 µs)	$I_{n\ /\ L\text{-}N}$	30 kA
Maximum discharge current (8/20 µs)	I_{max}	50 kA
Lightning surge current (10/350 µs)	I_{imp}	12.5 kA
Total discharge current (10/350)	I_{total}	25 kA
Arrester surge current (8/20 µs) [total]	I_{total}	50 kA
Protection level [L-N]	U_p	1.3 kV
Protection level [L-N] @ 1 kA	U_{res}	0,7 kV
Protection level [L-N] @ 5 kA	U_{res}	0,8 kV
Max. mains-side overcurrent protection		160 A gL/gG
Short-circuit resistance for max. mains-side overcurrent protection		50 kA eff
Operating temperature range	T_u	-40 - +80 °C
Protection rating		IP66
Approvals		UL, ÖVE
Cable cross-section, flexible (fine-wire)		1.5 - 35 mm²
Rigid cable cross-section (single-wire/multi-wire)		1.5 - 35 mm²
Cable cross-section, flexible (fine-wire)		16 - 2 AWG
Rigid cable cross-section (single-wire/multi-wire)		16 - 2 AWG

Combination arrester V50, 3-pole + NPE 280 V

LPZ 0→2 | Type 1+2



Type		Pack. pcs	Weight kg/100 pcs.	Item No.
VG-V50-3+NPE-280	—	1	110,000	**5093 59 6**

/pc.

Lightning current combination arrester, type 1+2 to DIN EN 61643-11

- For lightning protection equipotential bonding to VDE 0185-305 (IEC 62305)
- Complete unit, pre-mounted and ready for connection in polycarbonate housing (IP66)
- Lightning current arresting capacity 12.5 kA (10/350) per pole and up to 50 kA (10/350) in total

Application: Lightning protection equipotential bonding for buildings of Class III and IV.
If there is a danger of condensation forming through wind, ice, temperature or sunlight, further measures may be necessary!

Dimensions

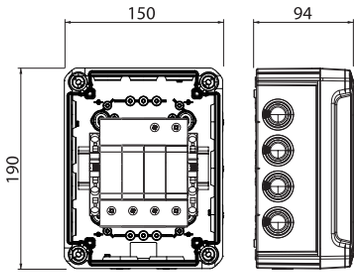

Connection options

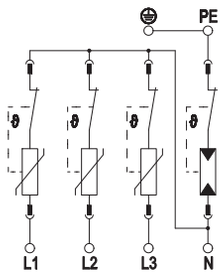

VG-V50-3+NPE-280

SPD to EN 61643-11		Type 1+2
SPD to IEC 61643-11		class I+II
SPD to UL 1449		Type 4
Nominal voltage AC (50 / 60 Hz)	U_n	230 V
Maximum continuous voltage AC	U_C	280 V
Nominal discharge current (8/20 µs)	$I_{n\ /\ L\text{-}N}$	30 kA
Maximum discharge current (8/20 µs)	I_{max}	50 kA
Lightning surge current (10/350 µs)	I_{imp}	12.5 kA
Total discharge current (10/350)	I_{total}	50 kA
Arrester surge current (8/20 µs) [total]	I_{total}	50 kA
Protection level [L-N]	U_p	1.3 kV
Protection level [L-N] @ 1 kA	U_{res}	0,7 kV
Protection level [L-N] @ 5 kA	U_{res}	0,8 kV
Max. mains-side overcurrent protection		160 A gL/gG
Short-circuit resistance for max. mains-side overcurrent protection		50 kA eff
Operating temperature range	T_u	-40 - +80 °C
Protection rating		IP66
Approvals		UL, ÖVE
Cable cross-section, flexible (fine-wire)		1.5 - 35 mm²
Rigid cable cross-section (single-wire/multi-wire)		1.5 - 35 mm²
Cable cross-section, flexible (fine-wire)		16 - 2 AWG
Rigid cable cross-section (single-wire/multi-wire)		16 - 2 AWG

14 OBO Neuheiten 2016 / en / 01/03/2016 (LLExport_04360) / 01/03/2016



Surge protection
Energy technology, type 2 arrester

System solution, surge arrester V20 in housing, 1-pole + NPE, 280 V



Type	Item No.
VG-V20-1+NPE-280	5095 38 1

/pc.

Surge arrester, type 2, according DIN EN 61643-11

- For surge voltage protection equipotential bonding to VDE 0100-443 (IEC 60364-4-44)
- Complete unit, pre-mounted and ready for connection in polycarbonate housing (IP66)
- Arresting capacity to 40 kA (8/20) per pole through high-performance varistors

Application: Equipotential bonding in main and sub-distributors.
If there is a danger of condensation forming through wind, ice, temperature or sunlight, further measures may be necessary!

Dimensions

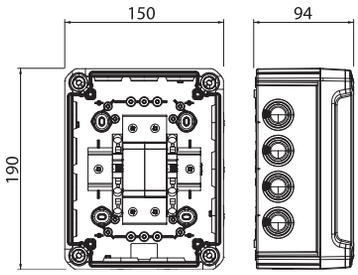

Connection options

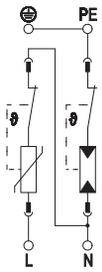

VG-V20-1+NPE-280		
SPD to EN 61643-11		Type 2
SPD to IEC 61643-11		class II
SPD to UL 1449		Type 4
Nominal voltage AC (50 / 60 Hz)	U_n	230 V
Maximum continuous voltage AC	U_C	280 V
Nominal discharge current (8/20 µs)	$I_{n\ /\ L\text{-}N}$	20 kA
Maximum discharge current (8/20 µs)	I_{max}	40 kA
Arrester surge current (8/20 µs) [total]	I_{total}	60 kA
Protection level [L-N]	U_p	1.3 kV
Protection level [L-N] @ 1 kA	U_{res}	0,7 kV
Protection level [L-N] @ 5 kA	U_{res}	0,9 kV
Max. mains-side overcurrent protection		160 A gL/gG
Short-circuit resistance for max. mains-side overcurrent protection		50 kA eff
Operating temperature range	T_u	-40 - +80 °C
Protection rating		IP66
Approvals		ÖVE, UL
Cable cross-section, flexible (fine-wire)		1.5 - 35 mm²
Rigid cable cross-section (single-wire/multi-wire)		1.5 - 35 mm²
Cable cross-section, flexible (fine-wire)		16 - 2 AWG
Rigid cable cross-section (single-wire/multi-wire)		16 - 2 AWG

14 OBO Neuheiten 2016 / en / 01/03/2016 (LLExport_04360) / 01/03/2016

PV system solution in the housing

Type 1+2 LPZ 0→2

Type	Item No.
VG-BC900S1	5088 56 4

/pc.

System solution, type 1+2, with MC4 connector for photovoltaic inverter with one/two MPP trackers

- Varistor arrester, connectable with cut-off unit in error-resistant Y circuit to VDE 0100-712 (50539-12)
- Type 1+2 combination arrester for lightning protection equipotential bonding to EN 62305 (VDE 0185-305)
- Low DC protection level: < 3.0 kV (Voc max = 900 V DC with V25-B+C/0-450PV)
- One PV string input (MC4 plug connector) at one MPP inverter input, up to 30 A DC per terminal
- Pre-mounted in polycarbonate housing (IP65), UV-resistant for use outside

For DC protection of the inverter of photovoltaic systems.
If there is a danger of condensation forming through wind, ice, temperature or sunlight, further measures may be necessary!



Dimensions

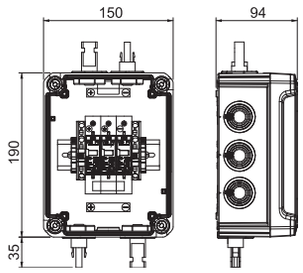

Connection options

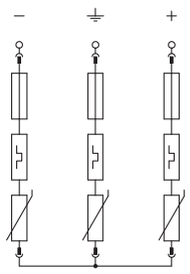

VG-BC900S1

U max DC	U_c DC	900 V
SPD to EN 61643-11		Type 1+2
Lightning protection zone LPZ		0→2
Impulse discharge current (10/350)	I_{imp}	7 kA
Nominal discharge current (8/20)	I_n	30 kA
Maximum discharge current (8/20 µs)	I_{max}	50 kA
Voltage protection level	U_p	< 3,0 kV
Response time	t_A	< 25 ns
Temperature range	ϑ	-40 - +80 °C
Protection rating		IP66

PV system solution in the housing



Type 1+2 | LPZ 0→2

Type	Item No.
VG-BC900S11	5088 56 5

/pc.

System solution, type 1+2, with MC4 connector for photovoltaic inverter with one/two MPP trackers

- Varistor arrester, connectable with cut-off unit in error-resistant Y circuit to VDE 0100-712 (50539-12)
- Type 1+2 combination arrester for lightning protection equipotential bonding to EN 62305 (VDE 0185-305)
- Low DC protection level: < 3.0 kV (Voc max = 900 V DC with V25-B+C/0-450PV)
- One PV string input (MC4 plug connector) at one MPP inverter input, up to 30 A DC per terminal
- Pre-mounted in polycarbonate housing (IP65), UV-resistant for use outside

For DC protection of the inverter of photovoltaic systems.
If there is a danger of condensation forming through wind, ice, temperature or sunlight, further measures may be necessary!

Dimensions

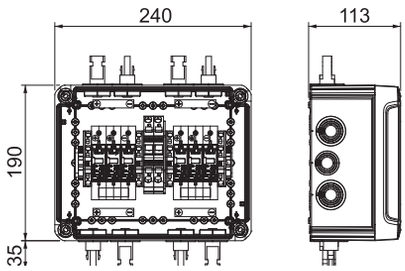

Connection options

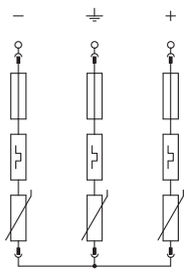

VG-BC900S11

U max DC	U_c DC	900 V
SPD to EN 61643-11		Type 1+2
Lightning protection zone LPZ		0→2
Impulse discharge current (10/350)	I_{imp}	7 kA
Nominal discharge current (8/20)	I_n	30 kA
Maximum discharge current (8/20 µs)	I_{max}	50 kA
Voltage protection level	U_p	< 3,0 kV
Response time	t_A	< 25 ns
Temperature range	ϑ	-40 - +80 °C
Protection rating		IP66

14 OBO Neuheiten 2016 / en / 01/03/2016 (LLExport_04360) / 01/03/2016

PV system solution in the housing

LPZ 1→2 | Type 1+2 | LPZ 0→2

Type	Item No.
VG-BCPV 900KS 1	**5088 58 0**

/pc.



System solution for photovoltaic fuses (unequipped) for photovoltaic inverters with 1 MPP tracker

- Error-resistant Y circuit to VDE 0100-712 (50539-12)
- Low DC protection level: < 3.0 kV (Voc max = 900 V DC with V50-C/0-450PV)
- (+) poles protected via 1 photovoltaic fuses 10x38 mm (unequipped), 900 V DC protected
- 1 (-) pole via terminal up 6 mm² switched in parallel in the housing, up to 30 A DC per terminal
- Pre-mounted in polycarbonate housing (IP66), UV-resistant for use outside, including cable gland kit

For DC protection of the inverter in photovoltaic systems.
If there is a danger of condensation forming through wind, ice, temperature or sunlight, further measures may be necessary!

Dimensions

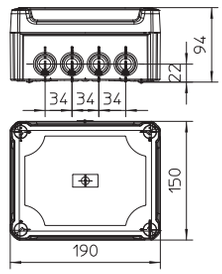

Connection options

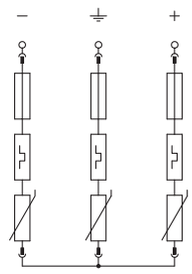

VG-BCPV 900KS 1

U max DC	U_c DC	900 V
SPD to EN 61643-11		Type 1+2
Lightning protection zone LPZ		0→2
Impulse discharge current (10/350)	I_{imp}	7 kA
Nominal discharge current (8/20)	I_n	30 kA
Maximum discharge current (8/20 µs)	I_{max}	60 kA
Voltage protection level	U_p	< 3,0 kV
Response time	t_A	< 25 ns
Connection cross-section rigid		0.5 - 10 mm²
Connection cross-section, flexible		0.5 - 6 mm²
Temperature range	ϑ	-40 - +80 °C
Protection rating		IP66

System solution, surge arrester V20 in housing, 3-pole + NPE, 280 V

Type 2 | LPZ 1→2



Type	Item No.
VG-V20-3+NPE-280	5095 38 3

/pc.

Surge arrester, type 2, according DIN EN 61643-11

- For surge voltage protection equipotential bonding to VDE 0100-443 (IEC 60364-4-44)
- Complete unit, pre-mounted and ready for connection in polycarbonate housing (IP66)
- Arresting capacity to 40 kA (8/20) per pole through high-performance varistors

Application: Equipotential bonding in main and sub-distributors.
If there is a danger of condensation forming through wind, ice, temperature or sunlight, further measures may be necessary!

Dimensions

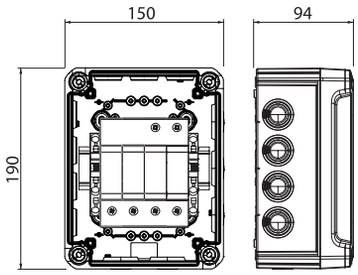

Connection options

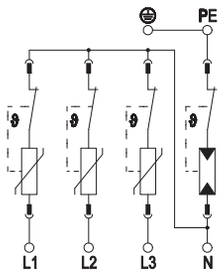

VG-V20-3+NPE-280

SPD to EN 61643-11		Type 2
SPD to IEC 61643-11		class II
SPD to UL 1449		Type 4
Nominal voltage AC (50 / 60 Hz)	U_n	230 V
Maximum continuous voltage AC	U_C	280 V
Nominal discharge current (8/20 µs)	$I_{n\ /\ L\text{-}N}$	20 kA
Maximum discharge current (8/20 µs)	I_{max}	40 kA
Arrester surge current (8/20 µs) [total]	I_{total}	60 kA
Protection level [L-N]	U_p	1.3 kV
Protection level [L-N] @ 1 kA	U_{res}	0,7 kV
Protection level [L-N] @ 5 kA	U_{res}	0,9 kV
Max. mains-side overcurrent protection		160 A gL/gG
Short-circuit resistance for max. mains-side overcurrent protection		50 kA eff
Operating temperature range	T_u	-40 - +80 °C
Protection rating		IP66
Approvals		ÖVE, UL
Cable cross-section, flexible (fine-wire)		1.5 - 35 mm²
Rigid cable cross-section (single-wire/multi-wire)		1.5 - 35 mm²
Cable cross-section, flexible (fine-wire)		16 - 2 AWG
Rigid cable cross-section (single-wire/multi-wire)		16 - 2 AWG

14 OBO Neuheiten 2016 / en / 01/03/2016 (LLExport_04360) / 01/03/2016



Surge protection
Energy technology, type 2+3 arrester

Surge protection for LED systems



LPZ 1→3 | Type 2+3 | 5 years

Type	Version	Pack. pcs	Weight kg/100 pcs.	Item No.
ÜSM-LED 230-65	1 + NPE	25	7,500	**5092 47 8**

/pc.

Surge protection module type 2+3 to DIN EN 61643-11 for 230/400 V power grids. Appropriate for the protection of LED lighting and the LED driver.

- With visual function display
- Small size for the installation in the mast connection box
- IP65 and with 25 cm connection cable
- 1+NPE protective circuit with a maximum discharge capacity of 20 kA
- Surge limitation under 1,300 V or 1,000 V @ 5 kA
- Available with or without cut-off function of the lamp in case of malfunction

Application: Universally deployable in all lighting systems

Dimensions

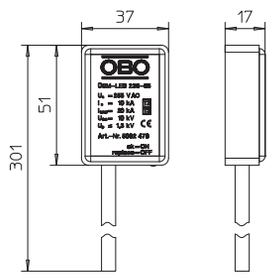

Connection options

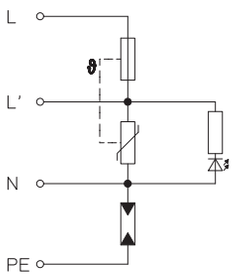

ÜSM-LED 230-65

Nominal voltage	U_N	230 V
SPD to EN 61643-11		Type 2+3
SPD to IEC 61643-11		class II+III
Lightning protection zone LPZ		2→3
Nominal discharge current (8/20)	I_n	10 kA
Arrester surge current (8/20) [total]	$I_{Total\ 8/20}$	20 kA
Maximum discharge current (8/20 µs)	I_{max}	20 kA
Voltage protection level	U_p	1,3 kV
Response time	t_A	< 25 ns
Maximum back-up fuse		16 A
Temperature range	ϑ	-15 - +60 °C
Division unit TE (17.5 mm)		Other
Protection rating		IP65
Connecting cable length		0.25 m

14 OBO Neuheiten 2016 / en / 01/03/2016 (LLExport_04360) / 01/03/2016



Surge protection
Energy technology, type 3 arrester

14 OBO Neuheiten 2016 / en / 01/03/2016 (LLExport_04360) / 01/03/2016

Fine power protection, protective contact sockets



Type 3 | LPZ 2→3 | AS | 5

Type	Signalling on device	Version	Pack. pcs	Weight kg/100 pcs.	Item No.
ÜSM-ST-230-1P+PE	Audible	Acoustic function display	1	1,770	**5092 44 1**

/pc.

Surge protection / fine power protection, type 3, to EN 61643-11 for protective contact sockets.

- Thermal cut-off unit with acoustic defect signalling
- Y protection circuit for increased safety
- Mounting through snapping onto the support ring of the socket
- Labelling of the socket with supplied sign

Application: For retrofitting on standard Schuko sockets.

Dimensions

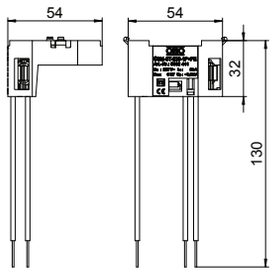

Connection options

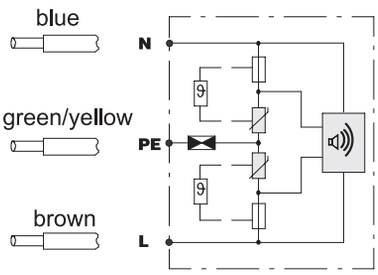

ÜSM-ST-230-1P+PE

Nominal voltage	U_N	230 V
Max. continuous operating voltage	U_C	255 V
SPD to EN 61643-11		Type 3
SPD to IEC 61643-11		class III
Lightning protection zone LPZ		2→3
Nominal discharge current (8/20)	I_n	3 kA
Maximum discharge current (8/20 µs)	I_{max}	5 kA
Protection level (L-N)		< 1,5 kV
Protection level (N-PE)		< 1,5 kV
Maximum back-up fuse		16 A
Response time	t_A	25 ns
Temperature range	ϑ	-5 - +40 °C

14 OBO Neuheiten 2016 / en / 01/03/2016 (LLExport_04360) / 01/03/2016



Photovoltaic systems
Arrester type 1+2, type 2

14 OBO Neuheiten 2016 / en / 01/03/2016 (LLExport_04348) / 01.03.2016

PV system solution, type 2, for inverter with 2 MPP trackers, 900 V DC



Type	Item No.
VG-BCPV 900KS 11	5088 58 1

/pc.

System solution for photovoltaic fuses (unequipped) for photovoltaic inverters with 2 MPP tracker

- Error-resistant Y circuit to VDE 0100-712 (50539-12)
- Low DC protection level: < 3.0 kV (Voc max = 900 V DC with V50-C/0-450PV)
- (+) poles protected via 1 photovoltaic fuses 10x38 mm (unequipped), 900 V DC protected
- 1 (-) pole via terminal up 6 mm² switched in parallel in the housing, up to 30 A DC per terminal
- Pre-mounted in polycarbonate housing (IP66), UV-resistant for use outside, including cable gland kit

For DC protection of the inverter in photovoltaic systems.
If there is a danger of condensation forming through wind, ice, temperature or sunlight, further measures may be necessary!

Dimensions

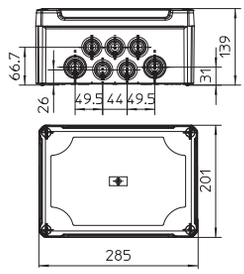

Connection options

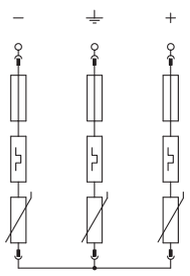

VG-BCPV 900KS 11

U max DC	U_c DC	900 V
SPD to EN 61643-11		Type 1+2
Lightning protection zone LPZ		0→2
Impulse discharge current (10/350)	I_{imp}	7 kA
Nominal discharge current (8/20)	I_n	30 kA
Maximum discharge current (8/20 µs)	I_{max}	60 kA
Voltage protection level	U_p	< 3,0 kV
Response time	t_A	< 25 ns
Connection cross-section rigid		0.5 - 10 mm²
Connection cross-section, flexible		0.5 - 6 mm²
Temperature range	ϑ	-40 - +80 °C
Protection rating		IP66

14 OBO Neuheiten 2016 / en / 01/03/2016 (LLExport_04360) / 01/03/2016

PV system solution, type 1+2, for inverter with 1 MPP tracker, 900 V DC

Type 1+2 | Type 2 | LPZ 0→1 | LPZ 1→2

Type	Item No.
VG-V25-BC3-PH900	5088 59 1

/pc.



System solution for photovoltaic inverter with 1 MPP tracker

- Varistor arrester, connectable with cut-off unit in error-resistant Y circuit to VDE 0100-712 (50539-12)
- Low DC protection level: < 2.6 kV (Voc max = 600 V DC with V50-B+C/0-300PV / V20-C/0-300PV)
- Low DC protection level: < 3.0 kV (Voc max = 900 V DC with V25-B+C/0-450PV)
- Low DC protection level: < 4.0 kV (Voc max = 1000 V DC with V20-C/0-500PV)
- For each protection device, there are 10 terminals up to 6 mm² pre-mounted in the housing, up to 30 A DC per terminal
- Pre-mounted in polycarbonate housing (IP65), UV-resistant for use outside, including cable gland kit

For DC protection of the inverter in photovoltaic systems.
If there is a danger of condensation forming through wind, ice, temperature or sunlight, further measures may be necessary!

Dimensions

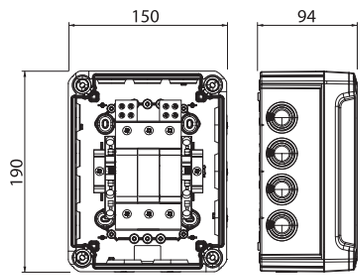

Connection options

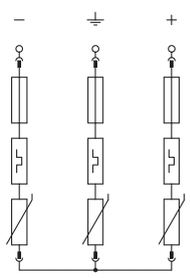

VG-V25-BC3-PH900

U max DC	U_c DC	900 V
SPD to EN 61643-11		Type 2
Lightning protection zone LPZ		1→2
Impulse discharge current (10/350)	I_{imp}	7 kA
Nominal discharge current (8/20)	I_n	30 kA
Maximum discharge current (8/20 µs)	I_{max}	50 kA
Voltage protection level	U_p	< 3,0 kV
Response time	t_A	< 25 ns
Connection cross-section rigid		1.5 - 16 mm²
Connection cross-section, flexible		1.5 - 10 mm²
Temperature range	ϑ	-40-+80 °C
Protection rating		IP66

PV system solution, type 1+2, for inverter with 1 MPP tracker, 1,000 V DC



Type	Item No.
VG-V20-C3-PH1000	5088 59 3

/pc.

System solution for photovoltaic inverter with 1 separate MPP tracker

- Varistor arrester, connectable with cut-off unit in error-resistant Y circuit to VDE 0100-712 (50539-12)
- Low DC protection level: < 4.0 kV (Uoc max = 1,000 V DC with V20-C/0-500PV)
- Low DC protection level: < 3.0 kV (Uoc max = 900 V DC with V25-B+C/0-450PV)
- Per protection device, there are 8 terminals up to 6 mm² pre-mounted in the housing, up to 30 A DC per terminal
- Pre-mounted in polycarbonate housing (IP65), UV-resistant for the use outside, including cable gland kit

Dimensions

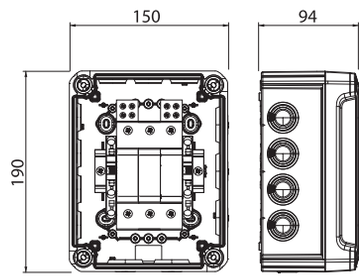

For DC protection of the inverter in photovoltaic systems.
If there is a danger of condensation forming through wind, ice, temperature or sunlight, further measures may be necessary!

Connection options

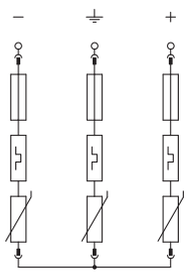

VG-V20-C3-PH1000

U max DC	U_c DC	1000 V
SPD to EN 61643-11		Type 2
Lightning protection zone LPZ		1→2
Impulse discharge current (10/350)	I_{imp}	— kA
Nominal discharge current (8/20)	I_n	20 kA
Maximum discharge current (8/20 µs)	I_{max}	40 kA
Voltage protection level	U_p	< 4,0 kV
Response time	t_A	< 25 ns
Connection cross-section rigid		1.5 - 16 mm²
Connection cross-section, flexible		1.5 - 10 mm²
Temperature range	ϑ	-40 - +80 °C
Protection rating		IP66

14 OBO Neuheiten 2016 / en / 01/03/2016 (LLExport_04360) / 01/03/2016

PV system solution in the housing

Type 1+2 LPZ 0→2

Type	Item No.
VG-BC900S1	5088 56 4

/pc.

System solution, type 1+2, with MC4 connector for photovoltaic inverter with one/two MPP trackers

- Varistor arrester, connectable with cut-off unit in error-resistant Y circuit to VDE 0100-712 (50539-12)
- Type 1+2 combination arrester for lightning protection equipotential bonding to EN 62305 (VDE 0185-305)
- Low DC protection level: < 3.0 kV (Voc max = 900 V DC with V25-B+C/0-450PV)
- One PV string input (MC4 plug connector) at one MPP inverter input, up to 30 A DC per terminal
- Pre-mounted in polycarbonate housing (IP65), UV-resistant for use outside

For DC protection of the inverter of photovoltaic systems.
If there is a danger of condensation forming through wind, ice, temperature or sunlight, further measures may be necessary!



Dimensions

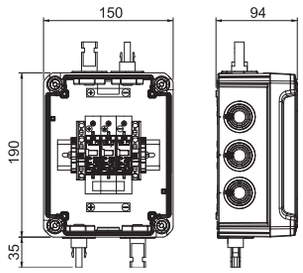

Connection options

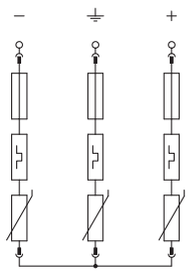

VG-BC900S1

U max DC	U_c DC	900 V
SPD to EN 61643-11		Type 1+2
Lightning protection zone LPZ		0→2
Impulse discharge current (10/350)	I_{imp}	7 kA
Nominal discharge current (8/20)	I_n	30 kA
Maximum discharge current (8/20 µs)	I_{max}	50 kA
Voltage protection level	U_p	< 3,0 kV
Response time	t_A	< 25 ns
Temperature range	ϑ	-40 - +80 °C
Protection rating		IP66

PV system solution in the housing



CE Type 1+2 LPZ 0→2

Type	Item No.
VG-BC900S11	**5088 56 5**

/pc.

System solution, type 1+2, with MC4 connector for photovoltaic inverter with one/two MPP trackers

- Varistor arrester, connectable with cut-off unit in error-resistant Y circuit to VDE 0100-712 (50539-12)
- Type 1+2 combination arrester for lightning protection equipotential bonding to EN 62305 (VDE 0185-305)
- Low DC protection level: < 3.0 kV (Voc max = 900 V DC with V25-B+C/0-450PV)
- One PV string input (MC4 plug connector) at one MPP inverter input, up to 30 A DC per terminal
- Pre-mounted in polycarbonate housing (IP65), UV-resistant for use outside

For DC protection of the inverter of photovoltaic systems.
If there is a danger of condensation forming through wind, ice, temperature or sunlight, further measures may be necessary!

Dimensions

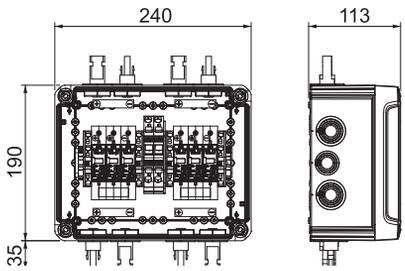

Connection options

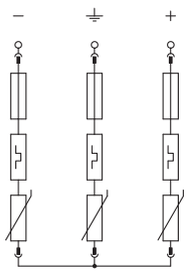

VG-BC900S11

U max DC	U_c DC	900 V
SPD to EN 61643-11		Type 1+2
Lightning protection zone LPZ		0→2
Impulse discharge current (10/350)	I_{imp}	7 kA
Nominal discharge current (8/20)	I_n	30 kA
Maximum discharge current (8/20 µs)	I_{max}	50 kA
Voltage protection level	U_p	< 3,0 kV
Response time	t_A	< 25 ns
Temperature range	ϑ	-40 - +80 °C
Protection rating		IP66

14 OBO Neuheiten 2016 / en / 01/03/2016 (LLExport_04360) / 01/03/2016

PV system solution in the housing

LPZ 1→2 | Type 1+2 | LPZ 0→2

Type	Item No.
VG-BCPV 900KS 1	5088 58 0

/pc.



System solution for photovoltaic fuses (unequipped) for photovoltaic inverters with 1 MPP tracker

- Error-resistant Y circuit to VDE 0100-712 (50539-12)
- Low DC protection level: < 3.0 kV (Voc max = 900 V DC with V50-C/0-450PV)
- (+) poles protected via 1 photovoltaic fuses 10x38 mm (unequipped), 900 V DC protected
- 1 (-) pole via terminal up 6 mm² switched in parallel in the housing, up to 30 A DC per terminal
- Pre-mounted in polycarbonate housing (IP66), UV-resistant for use outside, including cable gland kit

For DC protection of the inverter in photovoltaic systems.
If there is a danger of condensation forming through wind, ice, temperature or sunlight, further measures may be necessary!

Dimensions

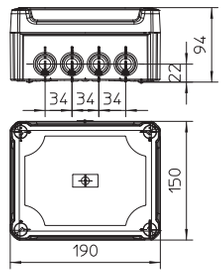

Connection options

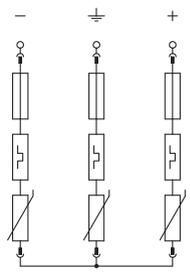

VG-BCPV 900KS 1

U max DC	U_c DC	900 V
SPD to EN 61643-11		Type 1+2
Lightning protection zone LPZ		0→2
Impulse discharge current (10/350)	I_{imp}	7 kA
Nominal discharge current (8/20)	I_n	30 kA
Maximum discharge current (8/20 µs)	I_{max}	60 kA
Voltage protection level	U_p	< 3,0 kV
Response time	t_A	< 25 ns
Connection cross-section rigid		0.5 - 10 mm²
Connection cross-section, flexible		0.5 - 6 mm²
Temperature range	ϑ	-40 - +80 °C
Protection rating		IP66



Surge protection device for data and information technology

TBS

14 OBO Neuheiten 2016 / en / 01/03/2016 (LLExport_04360) / 01/03/2016

Combination protection device for VDSL systems

IP 54 | LPZ 0→3 | ISDN | DSL | Analog TK

Type	Item No.
TD-2D-V	**5081 69 8**
Plastic	/pc.



Data cable protection device for telecommunications equipment

- Low protection level at a high current load
- "Push-in" clamps for quick installation
- Bandwidth-optimised for secure transmission up to 225 MHz
- Surface mounting

Application: Ideal for all DSL systems, IP connections, ISDN or analogue telecommunications

Dimensions

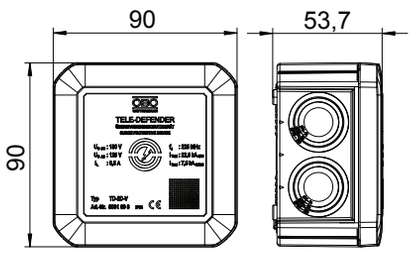

Connection options

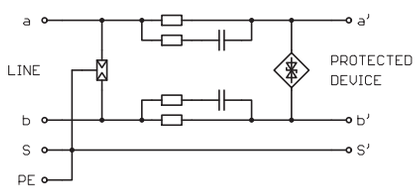

TD-2D-V

Maximum continuous voltage AC	U_C	125 V
Maximum continuous voltage DC	U_C	180 V
Category		Type 1+2+3 / D1+C2+C1
Lightning protection zone LPZ		0→3
Number of poles		2
Rated current	I_L	0.5 A
Capacity (wire-wire)		<10 pF
Capacity (wire-earth)		<20 pF
Series resistance per wire		2,2 Ω ± 5 %
Impulse current resistance wire-wire		C2: 15 kV / 7.5 kA (8/20 µs)
Impulse current resistance wire-earth		C2: 15 kV / 7,5 kA (8/20µs)
Impulse discharge current (10/350)	I_{imp}	2.5 kA
Total arrester surge current (8/20)		22,5 kA
Total arrester surge current (10/350)		D1: 7,5 kA
Protection level wire-wire		<350 V
Protection level wire-earth		<600 V
Protection level shield-earth (S-PE)		— V
Frequency range		0 - 225 MHz
Insertion loss	S_{21}	≤3 dB
Temperature range	ϑ	-40 - +80 °C
Installation type		Surface-mounted
Connection system		Terminal
Protection rating		IP54
Shielding connection available		Yes
Connection cross-section, flexible		0.14 - 1 mm²
Connection cross-section, multi-wire		0.14 - 1 mm²
Connection cross-section rigid		0.08 - 1.5 mm²
Testing standard		IEC 61643-21

Coaxial protection device for N connection up to 6 GHz: Male/female

LPZ 0→2 | TV | SAT | 5



Type	Item No.
DS-N-6 M/W	5093 99 8

/pc.

Coaxial data cable protection devices for transmission and reception technology
- With N-Connector, male/female
- High impulse current load capacity: 2.5 kA (10/350)
- Simple mounting (adapter), m = connector, w = socket
- Low protection level at high current loads
- Optimum transmission behaviour:
  - Low reflection behaviour
  - Bandwidth-optimised for secure transmission up to 6 GHz
- Available in 50 Ω technology

Application: For example: SAT-TV C band, WiMAX, WLAN applications, DVB-T2

Dimensions

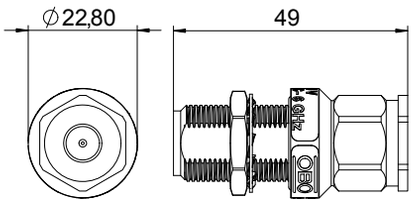

Connection options

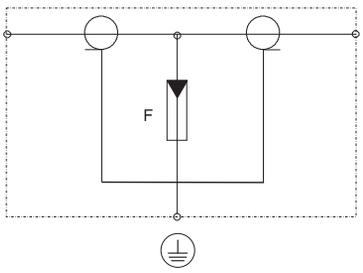

DS-N-6 M/W

Maximum continuous voltage AC	U_C	50 V
Maximum continuous voltage DC	U_C	70 V
Category		Type 1+2 / D1+C2
Lightning protection zone LPZ		0→2
Number of poles		1
Rated current	I_L	10 A
Wave resistance	Z_L	50 Ω
Impulse current resistance wire-wire		C2: 10 kV / 5 kA (8/20 µs)
Impulse current resistance wire-earth		C2: 10 kV / 5 kA (8/20µs)
Impulse discharge current (10/350)	I_{imp}	2.5 kA
Protection level		<750 V
Frequency range		0 - 6 GHz
Insertion loss	S_{21}	≤0,1 dB
Return loss	S_{11}	≥22 dB
Temperature range	ϑ	-40 - +80 °C
Installation type		Connector/cable adapter
Connection system		N
Protection rating		IP65/67
Shielding connection available		Yes
Shield connection		Direct
Testing standard		IEC 61643-21

14 OBO Neuheiten 2016 / en / 01/03/2016 (LLExport_04360) / 01/03/2016



Equipotential bonding, Ex protection

14 OBO Neuheiten 2016 / en / 01/03/2016 (LLExport_04360) / 01/03/2016

Equipotential busbar for Ex zone 1/21, 2/22



Type	Number of connections	Width mm	Length mm	Height mm	Pack. pcs	Weight kg/100 pcs.	Item No.
EX PAS 5	5	54	279	4	1	152,000	**5015 26 5**
EX PAS 10	10	54	441	4	1	214,000	**5015 27 0**

V2A Stainless steel, grade 304 /pc.

For ignition spark-free protection/functional equipotential bonding to DIN VDE 0100-410/-540 as well as ignition spark-free lightning protection equipotential bonding to DIN VDE 0185-305 (IEC 62305) in systems to VDE 0165-1 (IEC/ EN 60079-14)

- Use in potentially explosive areas, Ex zone 1 and 2/ 21 and 22
- Tested according to explosion group IIC
- Lightning current carrying capacity class H (100 kA) to VDE 0185-561-1 (IEC/EN 62561-1)
- UV-stabilised and halogen-free insulation feet
- With spring washer for locking screws against self-loosening to VDE 0185-305-3 Supplementary sheet 2
- Suitable for indoor and outdoor applications

Dimensions

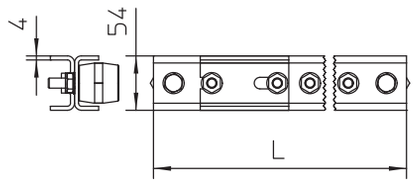

14 OBO Neuheiten 2016 / en / 01/03/2016 (LLExport_04360) / 01/03/2016



Earthing systems

14 OBO Neuheiten 2016 / en / 01.09.2016 (LLExport_04360) / 01/09/2016

Protective cap for connection lugs, reflective



Type	Fit mm	Pack. pcs	Weight kg/100 pcs.	Item No.
ProtectionBall	RD 8-10/ FL 25/ 30/ 40	25	2,050	**5018 01 4**

PE Polyethylene /100 pc.

- For snapping onto round cables or flat conductors
- Noticeable, reflective label
- For accident protection during the construction phase

Dimensions

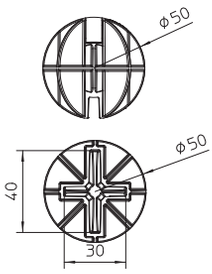

14 OBO Neuheiten 2016 / en / 01/03/2016 (LLExport_04360) / 01/03/2016



Air termination and down conductor systems

Lightning current meter



Type	Pack. pcs	Weight kg/100 pcs.	Item No.
LSC I+II	1	36,000	**5091 72 2**

Plastic /pc.

The LSC I+II lightning current meter measures and permanently saves pulse currents, together with the date and time. This ensures constant monitoring in order to notice if any lightning has struck the lightning protection system. Should this be the case, then the lightning protection system must be maintained according to VDE 0185-305 (IEC 62305).

- Saving and display of time and date
- Usable both inside and outside due to its protection class of IP65
- Cable clip for round conductor or flat conductor
- Direct mounting on the arrester or the PE cable of the surge protection device
- Long lifespan of the internal lithium batteries
- LCD display
- Internal battery

Dimensions

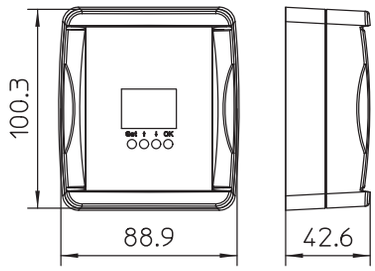

14 OBO Neuheiten 2016 / en / 01/03/2016 (LLExport_04360) / 01/03/2016



KTS product innovations

	Cable ladder, welded	66
	Multifunctional connector	67
	Expansion connector	67
	Cable tray systems, walkable	74
	Cable support trough	81
	Fastening clip	83
	Base plate for wide span systems	84
	Angle connector for wide span systems	84
	Straight connector for cable trays	85

14 OBO Neuheiten 2016 / en / 01/03/2016 (LLExport_04360) / 01/03/2016

Stable welding - 100 per cent supportive

The highest level of stability, combined with the optimum space for vertical and horizontal cable assignment - that was what we strived for when developing the new generation of welded cable ladders. Here is the result.

Highly resistant

The rungs are welded to the lower flange. The flush connection is highly resistant and can also withstand the greatest loads. The flush connection of the rung with the lower flange guarantees optimum force transmission.





14 OBO Neuheiten 2016 / en / 01/03/2016 (LLExport_04360) / 01/03/2016

Practical covers

For horizontal installation, a cover on top offers protection against dust and dirt.

Volume

An additional benefit of welding to the lower flange is provided by the position of the rung. Thanks to the rung beneath, the ladder offers additional installation space for cables.



Tested

Stability and reliable corrosion protection - also at the welding points: Both of these were checked in comprehensive testing in our own BET Test Centre. The ladders have passed both salt spray tests and load testing.



Cable ladder LCIS



Type	Width mm	Rail thickness mm	Pack. m	Weight kg/100 m	Item No.
LCIS 620 3 FS	200	1.5	3	267,170	**6209 61 0**
LCIS 630 3 FS	300	1.5	3	288,840	**6209 61 2**
LCIS 640 3 FS	400	1.5	3	310,670	**6209 61 4**
LCIS 650 3 FS	500	1.5	3	332,340	**6209 61 6**
LCIS 660 3 FS	600	1.5	3	354,000	**6209 61 8**
LCIS 620 3 FT	200	1.5	3	283,000	**6209 72 1**
LCIS 630 3 FT	300	1.5	3	306,000	**6209 72 3**
LCIS 640 3 FT	400	1.5	3	329,340	**6209 72 5**
LCIS 650 3 FT	500	1.5	3	352,340	**6209 72 7**
LCIS 660 3 FT	600	1.5	3	375,340	**6209 72 9**
LCIS 620 6 FS	200	1.5	6	267,170	**6209 63 0**
LCIS 630 6 FS	300	1.5	6	288,840	**6209 63 2**
LCIS 640 6 FS	400	1.5	6	310,670	**6209 63 4**
LCIS 650 6 FS	500	1.5	6	332,340	**6209 63 6**
LCIS 660 6 FS	600	1.5	6	354,000	**6209 63 8**
LCIS 620 6 FT	200	1.5	6	283,170	**6209 64 3**
LCIS 630 6 FT	300	1.5	6	306,170	**6209 64 5**
LCIS 640 6 FT	400	1.5	6	329,170	**6209 64 7**
LCIS 650 6 FT	500	1.5	6	352,340	**6209 64 9**
LCIS 660 6 FT	600	1.5	6	375,340	**6209 65 1**

St Steel /m
FS Strip-galvanised FT Hot-dip galvanised

Cable ladder with 60 mm side height with welded C30 profile rungs which are open in an upwards direction. Rolled side rail for reinforcement and as edge protection. Fastening to the bracket takes place using clamps, type LKS 40. The slot dimension of the frame is 16.5 mm and the appropriate clamp clip is type 2056.

Magnetic shield insulation without cover 10 dB, with cover 15 dB.

Dimensions

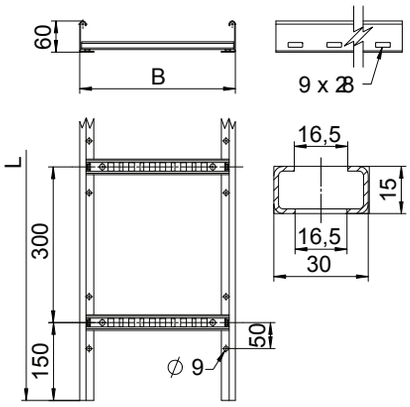

Load

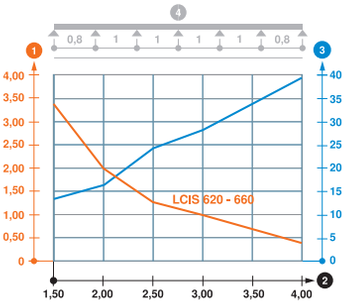

Load diagram LCIS 60

1. Permitted cable tray/ladder load in kN/m without man load
2. Support width in m
3. Rail bend in mm at permitted kN/m
4. Load scheme during testing

— Load curve with cable tray/ladder width in mm

— Strut bend curve according to support width

14 OBO Neuheiten 2016 / en / 01/03/2016 (LLExport_04360) / 01/03/2016

Multifunctional connector

Type	Dim. B mm	Pack. pcs	Weight kg/100 pcs.	Item No.	
LMFV 620 FS	200	1	123,200	**6225 71 0**	
LMFV 630 FS	300	1	129,700	**6225 71 2**	
LMFV 640 FS	400	1	136,200	**6225 71 4**	
LMFV 650 FS	500	1	142,800	**6225 71 6**	
LMFV 660 FS	600	1	149,300	**6225 71 8**	
LMFV 620 FT	200	1	130,600	**6225 73 0**	
LMFV 630 FT	300	1	137,500	**6225 73 2**	
LMFV 640 FT	400	1	144,400	**6225 73 4**	
LMFV 650 FT	500	1	151,300	**6225 73 6**	
LMFV 660 FT	600	1	158,200	**6225 73 8**	

St Steel /pc.
FS Strip-galvanised FT Hot-dip galvanised

Multifunction connector for joining cable ladders with a side height of 60 mm. Symmetric and asymmetric reductions, bends and add-on tees can be created.



Dimensions

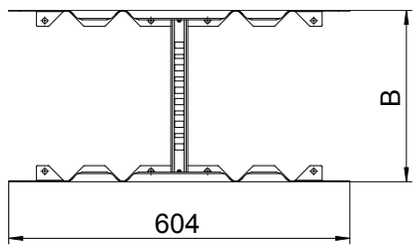

Expansion connector

Type	Side height mm	Pack. pcs	Weight kg/100 pcs.	Item No.	
LDVG 60 FT	60	2	61,700	**6208 97 0**	

St Steel /pc.
FT Hot-dip galvanised

Expansion connector for compensation of linear thermal expansion.



Dimensions

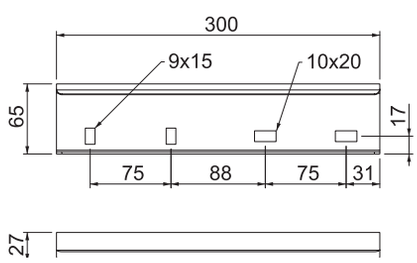

Cable ladder LCIS



Type	Width mm	Rail thickness mm	Pack. m	Weight kg/100 m	Item No.
LCIS 620 6 A2	200	1.5	6	267,000	**6207 25 2**
LCIS 630 6 A2	300	1.5	6	288,840	**6207 25 4**
LCIS 640 6 A2	400	1.5	6	310,500	**6207 25 6**
LCIS 650 6 A2	500	1.5	6	332,340	**6207 25 8**
LCIS 660 6 A2	600	1.5	6	354,000	**6207 26 0**
LCIS 620 6 A4	200	1.5	6	267,000	**6207 20 2**
LCIS 630 6 A4	300	1.5	6	288,840	**6207 20 4**
LCIS 640 6 A4	400	1.5	6	310,500	**6207 20 6**
LCIS 650 6 A4	500	1.5	6	332,340	**6207 20 8**
LCIS 660 6 A4	600	1.5	6	354,000	**6207 21 0**

V2A Stainless steel, A2 V4A Stainless steel, A4 /m

Cable ladder with 60 mm side height with welded C30 profile rungs which are open in an upwards direction. Rolled side rail for reinforcement and as edge protection. Fastening to the bracket takes place using clamps, type LKS 40. The slot dimension of the frame is 16.5 mm and the appropriate clamp clip is type 2056.

Magnetic shield insulation without cover 10 dB, with cover 15 dB.

Dimensions

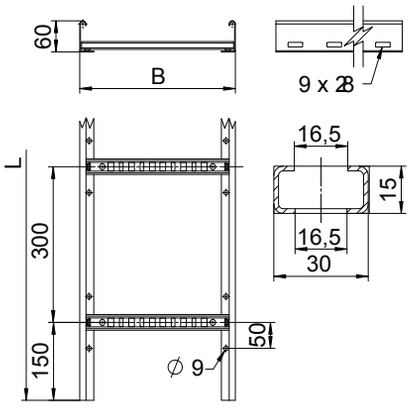

Load

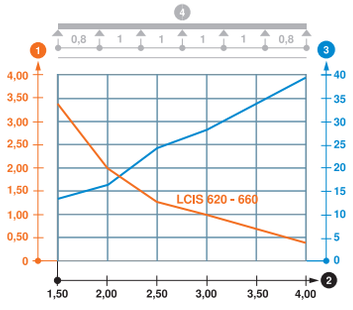

Load diagram LCIS 60

1. Permitted cable tray/ladder load in kN/m without man load
2. Support width in m
3. Rail bend in mm at permitted kN/m
4. Load scheme during testing

— Load curve with cable tray/ladder width in mm

— Strut bend curve according to support width

14 OBO Neuheiten 2016 / en / 01/03/2016 (LLExport_04360) / 01/03/2016

Cable ladder LCIS

Type	Width mm	Rail thickness mm	Pack. m	Weight kg/100 m	Item No.
LCIS 1120 6 FT	200	1.5	6	399,500	**6209 82 0**
LCIS 1130 6 FT	300	1.5	6	422,500	**6209 82 2**
LCIS 1140 6 FT	400	1.5	6	445,670	**6209 82 4**
LCIS 1150 6 FT	500	1.5	6	468,670	**6209 82 6**
LCIS 1160 6 FT	600	1.5	6	491,670	**6209 82 8**

St Steel
FT Hot-dip galvanised

/m

Cable ladder with 110 mm side height with welded C30 profile rungs which are open in an upwards direction. Rolled side rail for reinforcement and as edge protection. Fastening to the bracket takes place using clamps, type LKS 40. The slot dimension of the frame is 16.5 mm and the appropriate clamp clip is type 2056.

Magnetic shield insulation without cover 10 dB, with cover 15 dB.



Dimensions

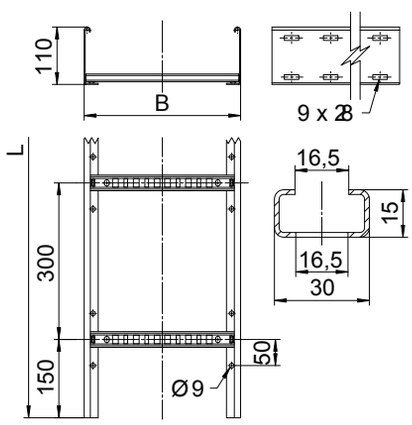

Load

Load diagram, cable ladder, type LCIS 110

1. Permitted cable tray/ladder load in kN/m without man load
2. Support width in m
3. Rail bend in mm at permitted kN/m
4. Load scheme during testing

— Load curve with cable tray/ladder width in mm

— Strut bend curve according to support width

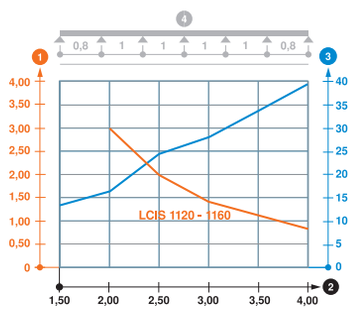

Cable ladder SLCS



Type	Width mm	Rail thickness mm	Pack. m	Weight kg/100 m	Item No.
SLCS 1120 3 FT	200	2	3	529,670	**6207 30 2**
SLCS 1130 3 FT	300	2	3	563,670	**6207 30 4**
SLCS 1140 3 FT	400	2	3	597,170	**6207 30 6**
SLCS 1145 3 FT	450	2	3	614,170	**6207 30 8**
SLCS 1150 3 FT	500	2	3	630,670	**6207 31 0**
SLCS 1160 3 FT	600	2	3	664,670	**6207 31 2**
SLCS 1175 3 FT	750	2	3	715,670	**6207 31 4**
SLCS 1180 3 FT	800	2	3	731,840	**6207 31 6**
SLCS 1190 3 FT	900	2	3	765,670	**6207 31 8**
SLCS 11100 3 FT	1000	2	3	799,340	**6207 32 0**
SLCS 11120 3 FT	1200	2	3	866,840	**6207 32 2**

St Steel /m
FT Hot-dip galvanised

Cable ladder with 110 mm side height with welded C30 profile rungs which are open in an upwards direction. Rolled side rail for reinforcement and as edge protection. Fastening to the bracket takes place using clamps, type LKS 40. The slot dimension of the frame is 16.5 mm and the appropriate clamp clip is type 2056.

Magnetic shield insulation without cover 10 dB, with cover 15 dB.

Dimensions

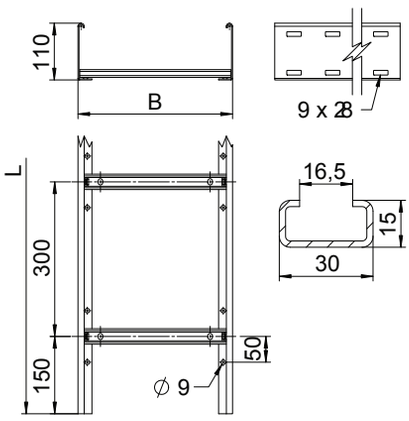

Load

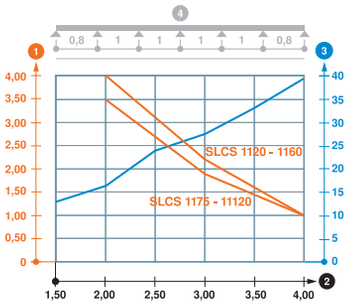

Load diagram, cable ladder, type SLCS 110

1. Permitted cable tray/ladder load in kN/m without man load
2. Support width in m
3. Rail bend in mm at permitted kN/m
4. Load scheme during testing

— Load curve with cable tray/ladder width in mm

— Strut bend curve according to support width

14 OBO Neuheiten 2016 / en / 01/03/2016 (LLExport_04360) / 01/03/2016

Multifunctional connector

Type	Dim. B mm	Pack. pcs	Weight kg/100 pcs.	Item No.
LMFV 1120 FS	200	1	208,100	**6225 75 0**
LMFV 1130 FS	300	1	214,600	**6225 75 2**
LMFV 1140 FS	400	1	221,100	**6225 75 4**
LMFV 1150 FS	500	1	227,600	**6225 75 6**
LMFV 1160 FS	600	1	234,000	**6225 75 8**
LMFV 1120 FT	200	1	221,300	**6225 77 0**
LMFV 1130 FT	300	1	228,200	**6225 77 2**
LMFV 1140 FT	400	1	235,100	**6225 77 4**
LMFV 1145 FT	450	1	238,500	**6225 77 6**
LMFV 1150 FT	500	1	241,900	**6225 77 8**
LMFV 1160 FT	600	1	248,800	**6225 78 0**

St Steel /pc.
FS Strip-galvanised FT Hot-dip galvanised

Multifunction connector for joining cable ladders with a side height of 110 mm. Symmetric and asymmetric reductions, bends and add-on tees can be created.



Dimensions

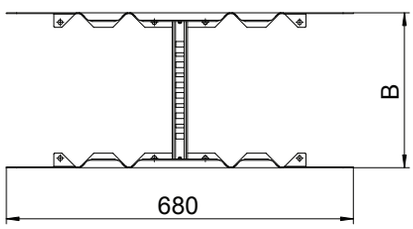

Expansion connector

Type	Side height mm	Pack. pcs	Weight kg/100 pcs.	Item No.
LDVG 60 FT	60	2	61,700	**6208 97 0**

St Steel /pc.
FT Hot-dip galvanised

Expansion connector for compensation of linear thermal expansion.

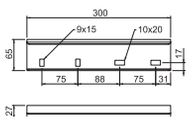



OBO's walkable cable tray systems offer users safe access to machines and systems. All the system components can accept large loads on account of their construction. If all the mounting specifications are complied with, we can guarantee a traffic load of up to 9,000 N, depending on the installation type.

4 mm or **6 mm**



Material stability

The Z separating retainers are also 2 mm thick. With a tray width of up to 300 mm, one separating retainer is sufficient, although two or three separating retainers should be used for widths of up to 600 mm.

Additional mounting space

The support bracket allows the mounting of clamp clips to guide additional media under the trays.

14 OBO Neuheiten 2016 / en / 01/03/2016 (LLExport_04360) / 01/03/2016

High traffic load

The material thickness of the cable trays is a continuous 2 mm. The covers have an overall material thickness of 4 mm or 6 mm.



Accident prevention

An optional protection plate prevents dirt deposits beneath the trays and also helps to prevent accidents.

Cable tray BKRS, side height 100



Type	Item No.
BKRS 1010 FS	6062 00 0
BKRS 1020 FS	6062 00 2
BKRS 1030 FS	6062 00 4
BKRS 1040 FS	6062 00 6
BKRS 1050 FS	6062 00 8
BKRS 1060 FS	6062 01 0

St Steel /m
FS Strip-galvanised

The cable tray has connector perforations on both sides.
Straight connectors should be ordered separately and in the appropriate quantity.
Heavy-duty, walkable cable tray system BKRS with base perforation, in 100 mm side height.
Magnetic shield insulation without cover 20 dB, with cover 50 dB.

Dimensions

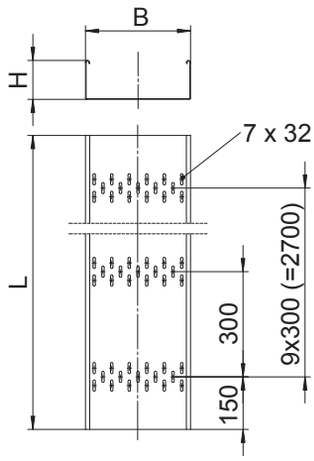

Installation

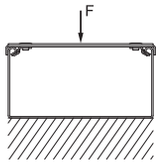

Floor mounting

Type	Support spacing in m	Appr. load in N
BKRS 1010	-	9000
BKRS 1020	-	9000
BKRS 1030	-	7000
BKRS 1040	-	7000
BKRS 1050	-	7000
BKRS 1060	-	7000

Testing based on DIN EN 50085-2-2

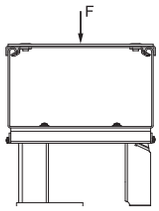

Mounting on support bracket

Type	Support spacing in m	Appr. load in kN/m
BKRS 1010	1.2	4.9
BKRS 1020	1.2	4.6
BKRS 1030	1.2	4.2
BKRS 1040	1.2	3.2
BKRS 1050	1.2	2.9
BKRS 1060	1.2	2.5

Support element, type STE BKS FS from 400 mm width

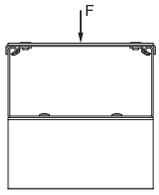

Mounting on Z profile

Type	Support spacing in m	Appr. load in kN/m
BKRS 1010	1.2	4.9
BKRS 1020	1.2	4.6
BKRS 1030	1.2	4.2
BKRS 1040	1.2	3.2
BKRS 1050	1.2	2.9
BKRS 1060	1.2	2.5

Straight and angle connector



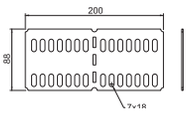

Type	Side height mm	Width mm	Pack. pcs	Weight kg/100 pcs.	Item No.
RLVL 100 FS	100	—	10	23,200	6067 87 0

St Steel /pc.
FS Strip-galvanised

Including appropriate fastening material.
Straight and angle connector for cable trays and fittings with a side height of 100 mm.

14 OBO Neuheiten 2016 / en / 01/03/2016 (LLExport_04360) / 01/03/2016

Separating retainer, Z shape, side height 100

Type	Side height mm	Length mm	Weight kg/100 m	Item No.
TSG100Z BKRS FS	100	3000	218,670	**6062 39 0**

/m

St Steel
FS Strip-galvanised

Barrier strip for the BKRS walkable cable tray system. Attachment with truss-head screws M 6 x 12 in the base perforation.

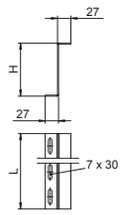



Reducer / stop-end

Type	Side height mm	Width mm	Pack. pcs	Weight kg/100 pcs.	Item No.
RWEB 1010 FS	100	100	1	13,600	**7111 80 2**
RWEB 1020 FS	100	200	1	22,100	**7111 80 4**
RWEB 1030 FS	100	300	1	30,600	**7111 80 6**
RWEB 1040 FS	100	400	1	39,100	**7111 80 8**
RWEB 1050 FS	100	500	1	47,600	**7111 81 0**
RWEB 1060 FS	100	600	1	56,100	**7111 81 2**

/pc.

St Steel
FS Strip-galvanised

Including appropriate fastening material.
Reducer/stop-end for cable trays with side height 100 mm.

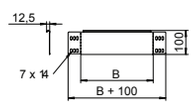



Truss-head bolt with flange nut

Type	Dimension mm	Pack. pcs	Weight kg/100 pcs.	Item No.
FRSB 6X12 G	M 6 x 12	100	0,796	**6406 13 0**

/100 pc.

St Steel
G Electrogalvanised

Truss-head bolt with square neck including flange nut.

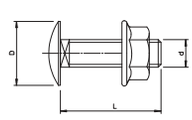



Cable tray BKRS, side height 110



Type	Item No.
BKRS 1110 FS	6061 98 1
BKRS 1120 FS	6061 98 3
BKRS 1130 FS	6061 98 5
BKRS 1140 FS	6061 98 7
BKRS 1150 FS	6061 98 9
BKRS 1160 FS	6061 99 1

St Steel /m
FS Strip-galvanised

The cable tray has connector perforations on both sides.
Straight connectors should be ordered separately and in the appropriate quantity.
Heavy-duty, walkable cable tray system BKRS with base perforation, in 110 mm side height.
Magnetic shield insulation without cover 20 dB, with cover 50 dB.

Dimensions

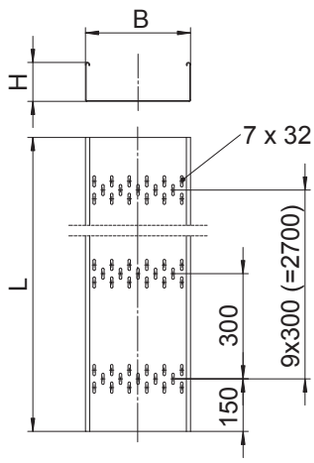

Installation

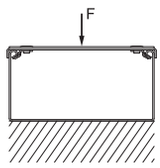

Floor mounting

Type	Support spacing in m	Appr. load in N
BKRS 1110	-	9000
BKRS 1120	-	9000
BKRS 1130	-	7000
BKRS 1140	-	7000
BKRS 1150	-	7000
BKRS 1160	-	7000

Testing based on DIN EN 50085-2-2

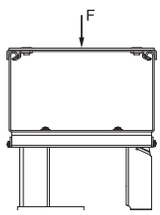

Mounting on support bracket

Type	Support spacing in m	Appr. load in kN/m
BKRS 1110	1.2	4.9
BKRS 1120	1.2	4.6
BKRS 1130	1.2	4.2
BKRS 1140	1.2	3.2
BKRS 1150	1.2	2.9
BKRS 1160	1.2	2.5

Support element, type STE BKS FS from 400 mm width

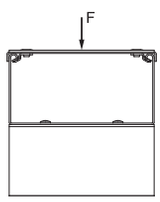

Mounting on Z profile

Type	Support spacing in m	Appr. load in kN/m
BKRS 1110	1.2	4.9
BKRS 1120	1.2	4.6
BKRS 1130	1.2	4.2
BKRS 1140	1.2	3.2
BKRS 1150	1.2	2.9
BKRS 1160	1.2	2.5

Straight and angle connector



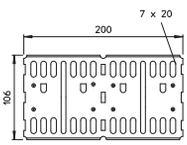

Type	Side height mm	Width mm	Pack. pcs	Weight kg/100 pcs.	Item No.
RLVL 110 FS	110	—	10	27,000	6067 13 1

St Steel /pc.
FS Strip-galvanised

Including appropriate fastening material.
Straight and angle connector for cable trays and fittings with a side height of 110 mm.

14 OBO Neuheiten 2016 / en / 01/03/2016 (LLExport_04360) / 01/03/2016

Separating retainer, Z shape, side height 110

Type	Dim. L mm	Dim. H mm	Pack. m	Weight kg/100 m	Item No.
TSG110Z BKRS FS	3000	109	3	240,670	**6062 39 1**

St Steel
FS Strip-galvanised

/m

Barrier strip for the BKRS walkable cable tray system. Attachment with truss-head screws M 6 x 12 in the base perforation.

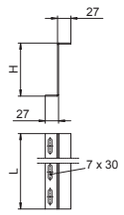



Reducer / stop-end

Type	Side height mm	Width mm	Pack. pcs	Weight kg/100 pcs.	Item No.
RWEB 110 FS	110	100	1	16,400	**7111 09 6**
RWEB 120 FS	110	200	1	29,000	**7111 20 7**
RWEB 130 FS	110	300	1	40,700	**7111 30 4**
RWEB 140 FS	110	400	1	52,900	**7111 42 8**
RWEB 150 FS	110	500	1	64,800	**7111 50 9**
RWEB 160 FS	110	600	1	71,000	**7111 74 0**

St Steel
FS Strip-galvanised

/pc.

From a width of 150 mm, a perforated underbelt is available.
Including appropriate fastening material.

Reducer/stop-end for cable trays with side height 110 mm.



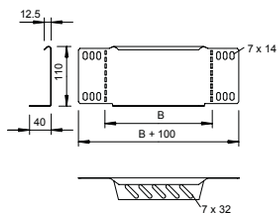

Truss-head bolt with flange nut

Type	Dimension mm	Pack. pcs	Weight kg/100 pcs.	Item No.
FRSB 6X12 G	M 6 x 12	100	0,796	**6406 13 0**

St Steel
G Electrogalvanised

/100 pc.

Truss-head bolt with square neck including flange nut.

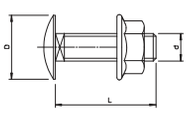



14 OBO Neuheiten 2016 / en / 01/03/2016 (LLExport_04360) / 01/03/2016

Cover with corrugated sheet and turn buckle, turn buckle spacing 500 mm



Type	Dim. B mm	Dim. L mm	Plate thickness mm	Pack. m	Weight kg/100 m	Item No.
DF BKR10 FS AL	100	3000	6	3	272,330	**6049 18 1**
DF BKR20 FS AL	200	3000	6	3	503,670	**6049 18 3**
DF BKR30 FS AL	300	3000	6	3	735,000	**6049 18 5**
DF BKR40 FS AL	400	3000	6	3	966,670	**6049 18 7**
DF BKR50 FS AL	500	3000	6	3	1.197,670	**6049 18 9**
DF BKR60 FS AL	600	3000	6	3	1.429,000	**6049 19 1**

Alu/St Aluminium/Steel /m

Cable tray cover for the walkable cable BKRS cable tray system. The basic cover is strip galvanised in a material thickness of 2 mm with additional aluminium chequer riveted on in a thickness of 4 mm, sturdy and non-slip. Turn buckle fastening with a turn buckle distance of 500 mm.

When using covers outdoors, additional measures against the influence of wind must be taken. Cover clamps or turn buckles on their own are not sufficient securing elements against wind loads.

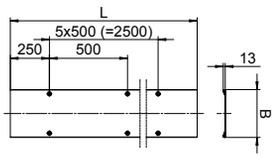

Cover with corrugated sheet and turn buckle, turn buckle spacing 1,000 mm



Type	Dim. B mm	Dim. L mm	Plate thickness mm	Pack. m	Weight kg/100 m	Item No.
DF BKR10 10 FSAL	100	3000	6	3	274,570	**6049 20 0**
DF BKR20 10 FSAL	200	3000	6	3	505,900	**6049 20 2**
DF BKR30 10 FSAL	300	3000	6	3	737,240	**6049 20 4**
DF BKR40 10 FSAL	400	3000	6	3	968,570	**6049 20 6**
DF BKR50 10 FSAL	500	3000	6	3	1.199,900	**6049 20 8**
DF BKR60 10 FSAL	600	3000	6	3	1.431,240	**6049 21 0**

Alu/St Aluminium/Steel /m

Cable tray cover for the walkable cable BKRS cable tray system. The basic cover is strip galvanised in a material thickness of 2 mm with additional aluminium chequer riveted on in a thickness of 4 mm, sturdy and non-slip. Turn buckle fastening with a turn buckle distance of 1000 mm.

When using covers outdoors, additional measures against the influence of wind must be taken. Cover clamps or turn buckles on their own are not sufficient securing elements against wind loads.

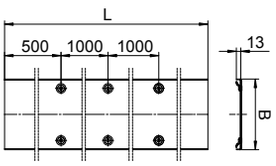

14 OBO Neuheiten 2016 / en / 01/03/2016 (LLExport_04360) / 01/03/2016

Turn buckle

Type	Pack. pcs	Weight kg/100 pcs.	Item No.
DRL 311 FT	20	1,300	**6065 00 7**

St Steel
FT Hot-dip galvanised

/pc.

Single-sided turn buckle. Use for cover widths of 100 – 600 mm.
Turn buckle for additional installation or installation at a later date.

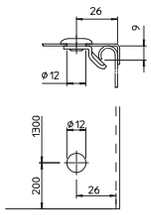



Dust protection element

Type	Dim. B mm	Pack. pcs	Weight kg/100 pcs.	Item No.
SSE BKR 100 FS	100	1	1,630	**6049 26 1**
SSE BKR 200 FS	200	1	3,250	**6049 26 3**
SSE BKR 300 FS	300	1	4,870	**6049 26 5**
SSE BKR 400 FS	400	1	6,490	**6049 26 7**
SSE BKR 500 FS	500	1	8,120	**6049 26 9**
SSE BKR 600 FS	600	1	9,740	**6049 27 1**

St Steel
FS Strip-galvanised

/pc.

Dust protection element for the insertion between aluminium chequer plate and basic cover in BKRS walkable cable tray systems providing protection against dust, chips, etc.





Cover support, side height 110

Type	Pack. pcs	Weight kg/100 pcs.	Item No.
DST110 BKRS FS	10	10,800	**6049 25 6**

St Steel
FS Strip-galvanised

/pc.

Cover support for the walkable BKRS cable tray system, for additional support of covers and fitting covers at a side height of 110 mm.

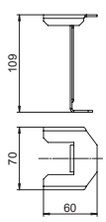



Support bracket

Type	Item No.
STA BKS10 FT	**6044 56 1**
STA BKS20 FT	**6044 56 3**
STA BKS30 FT	**6044 56 5**
STA BKS40 FT	**6044 56 7**
STA BKS50 FT	**6044 56 9**
STA BKS60 FT	**6044 57 1**

St Steel
FT Hot-dip galvanised

/pc.

Support bracket for holding up the BKRS cable tray system from the floor.



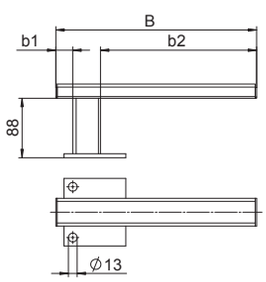

Protective panel

Type	Item No.
SB BKS FS	**6049 25 2**

St Steel
FS Strip-galvanised

/m

Collision guard, to be attached at the side as a collision guard for the walkable BKRS cable tray system. The side height is 108 mm.

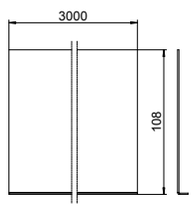



Support profile, side height 100



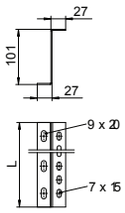

Type	Dim. L mm	Plate thickness mm	Pack. pcs	Weight kg/100 pcs.	Item No.
STP Z 1010 FS	100	2	1	22,500	**6044 58 1**
STP Z 1020 FS	200	2	1	44,800	**6044 58 3**
STP Z 1030 FS	300	2	1	67,200	**6044 58 5**
STP Z 1040 FS	400	2	1	89,500	**6044 58 7**
STP Z 1050 FS	500	2	1	111,800	**6044 58 9**
STP Z 1060 FS	600	2	1	134,200	**6044 59 1**
STP Z 10300 FS	3000	2	3	670,200	**6044 59 6**

St Steel /m /pc.
FS Strip-galvanised

Support profile for holding up the BKRS cable tray system from the floor. The Z profile should be installed alternately with the stand-off.

Anti-slip strip



Type	Item No.
ARS BKR	**6049 25 9**

GUM Rubber /m

Self-adhesive, anti-slip strip to stick onto the Z barrier strip in walkable cable trays, for securing laid-on but not yet attached covers.

Truss-head bolt



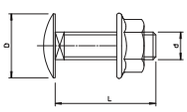

Type	Dimension mm	Pack. pcs	Weight kg/100 pcs.	Item No.
FRSB 6X12 G	M 6 x 12	100	0,796	**6406 13 0**

St Steel /100 pc.
G Electrogalvanised

Truss-head bolt with square neck including flange nut.

Drilling screw





Type	Item No.
BS BKS KP	**6049 25 0**

St Steel /100 pc.
G Electrogalvanised

Drilling screw to DIN 7504.

14 OBO Neuheiten 2016 / en / 01/03/2016 (LLExport_04360) / 01/03/2016

Cable support trough, single, for individual routing

Type	Item No.	
KTW 100 FT	**6006 89 0**	/pc.

St Steel
FT Hot-dip galvanised

According to DIN VDE 0298-300, a maximal support span of 0.8 m should not be exceeded.

Cable support brackets for quick and easy routing of cables in areas where common cable support systems cannot be installed due to lack of space. The cable support brackets possess a large load-bearing surface as well as rounded outer edges to protect the cables.



Dimensions

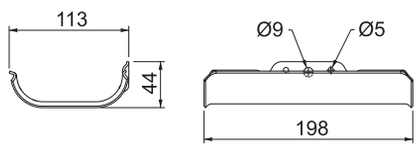

14 OBO Neuheiten 2016 / en / 01/03/2016 (LLExport_04360) / 01/03/2016

Cable support troughs



Type	Item No.
KTW 100 1 FT	6006 90 1
KTW 100 2 FT	6006 90 2
KTW 100 3 FT	6006 90 3
KTW 100 4 FT	6006 90 4
KTW 100 5 FT	6006 90 5
KTW 100 6 FT	6006 90 6
KTW 100 7 FT	6006 90 7
KTW 100 8 FT	6006 90 8
KTW 100 9 FT	6006 90 9
KTW 100 10 FT	6006 91 0

St Steel /pc.
FT Hot-dip galvanised

According to DIN VDE 0298-300, a maximal support span of 0.8 m should not be exceeded.

Cable support brackets for quick and easy routing of cables in areas where common cable support systems cannot be installed due to lack of space. The cable support brackets possess a large load-bearing surface as well as rounded outer edges to protect the cables.

Dimensions

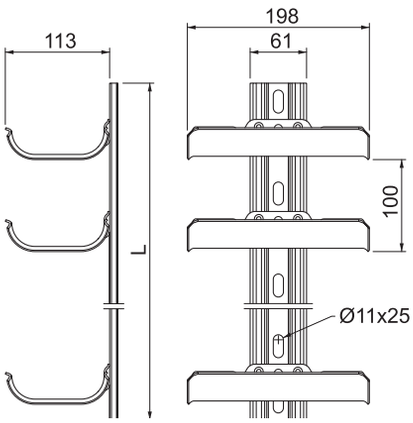

Load

Load

Type	Levels	Total load	Number of anchors
KTW 100 1 FT	1	0.5 kN	1
KTW 100 2 FT	2	1.0 kN	1
KTW 100 3 FT	3	1.5 kN	1
KTW 100 4 FT	4	2.0 kN	2
KTW 100 5 FT	5	2.5 kN	2
KTW 100 6 FT	6	3.0 kN	2
KTW 100 7 FT	7	3.5 kN	3
KTW 100 8 FT	8	4.0 kN	3
KTW 100 9 FT	9	4.5 kN	3
KTW 100 10 FT	10	5.0 kN	4

The specified values are based on concrete of resistance grade C25/30. Fastening anchor type: BZ 10-100-120. Comply with the installation conditions of the DIBt approval (anchors).

14 OBO Neuheiten 2016 / en / 01/03/2016 (LLExport_04360) / 01/03/2016

Hold-down clip

Type	Pack. pcs	Weight kg/100 pcs.	Item No.
BC GR 6.0 VA	20	1,760	**6016 66 8**

V2A Stainless steel, grade 301 /pc.

Hold-down clip for the screwless mounting of mesh cable trays onto MS profile rails.



Dimensions

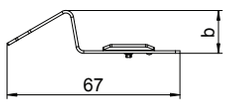

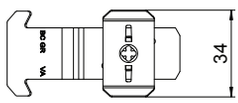

14 OBO Neuheiten 2016 / en / 01/03/2016 (LLExport_04360) / 01/03/2016

Base plate for wide span systems



Type	Side height mm	Pack. pcs	Weight kg/100 pcs.	Item No.
WFP 110 FT	110	1	265,000	**6232 50 0**

/pc.

St Steel
FT Hot-dip galvanised

Including appropriate bolts, washers and nuts.

WFP base plate for accepting wide span systems, for example for vertical routing of wide span cable trays.

Dimensions

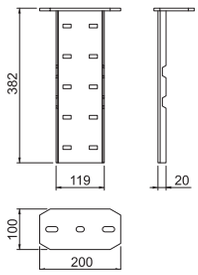

Angle connector



Type	Side height mm	Pack. pcs	Weight kg/100 pcs.	Item No.
WRWVV 110 FS	110	2	60,000	**6091 37 9**

/pc.

St Steel
FS Strip-galvanised

Including appropriate bolts, washers and nuts.

Angle connector WRWVV for the connection of vertical and horizontal wide span systems.

Dimensions

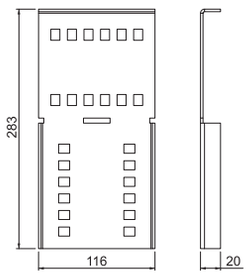

14 OBO Neuheiten 2016 / en / 01/03/2016 (LLExport_04360) / 01/03/2016

Straight connector, vertical

Type	Side height mm	Pack. pcs	Weight kg/100 pcs.	Item No.
RLVKV 60 FS	50	10	4,550	**6067 10 1**

St Steel
FS Strip-galvanised

/pc.

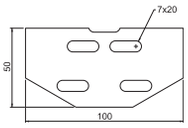



The screw fastening ensures the continuity of the equipotential bonding.

The vertical straight connector for the straight connection of cable trays and fittings with a side height of 60 mm. Rising and falling mitre connections up to an angle of 60° can also be implemented with this connector.

14 OBO Neuheiten 2016 / en / 01/03/2016 (LLExport_04360) / 01/03/2016

BSS product innovations

	**Pipe shells PYROCOMB® Intube**	89
	**Sealing compound system PYROLIQ®**	91
	**PYROPLUG® foam series**	94
	**Fire protection duct PYROLINE**	97
	**Injection tie**	104

14 OBO Neuheiten 2016 / en / 01/03/2016 (LLExport_04360) / 01/03/2016



PYROCOMB® Intube pipe shell

14 OBO Neuheiten 2016 / en / 01/03/2016 (LLExport_04360) / 01/03/2016

PYROCOMB® Intube half shell

Type	Diameter mm	Length mm	For opening Ø mm	Pack. pcs	Weight kg/100 pcs.	Item No.
CTS-HP200	116	200	125	1	20,000	**7204 30 6**

PVC Polyvinylchloride /pc.

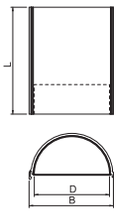



Internally coated half-shell, the inner space of which can be fully assigned with cables and electrical installation pipes. Approved in Europe with ETA-13/0904. Fire resistance classes to EI120.
Closing with foam plug included in the delivery. The surface seal is done with ASX coating.
The system is particularly suitable for underfloor areas.
Details can be found in the mounting instructions/approval.



14 OBO Neuheiten 2016 / en / 01/03/2016 (LLExport_04360) / 01/03/2016





PYROLIQ® casting compound

© OBO Bettermann 2016 / en / 01/03/2016 / LLExport_04360170103/2016

Sealing compound

Type	Contents kg	Pack. pcs	Weight kg/100 pcs.	Item No.
VMS-TE 1	2.5	1	250,000	**7203 84 0**
VMS-TE 2	12.5	1	1.250,000	**7203 84 3**

Special mortar /pc.



Dry compound in plastic container to mix with tap water. Makes a gas-tight and watertight seal of fire resistance class A-60 to IMO resolution A.754(18). Including measuring cup.
The mixing ratio of water to powder is 1:2. The mixed compound is pumpable for approx. 45 minutes. The mixture is chemically hardened after 72 hours.
Stored in a dry and frost-free environment, the dry compound will keep for 3 years.

Expanding module, small

Type	Dimension mm	Pack. pcs	Weight kg/100 pcs.	Item No.
VMS-QMK 1	120x25x6	20	0,600	**7203 84 6**

Foam /pc.



Expanding foam modules to replace a casing in the sealing compound system if part of the casing has been lost. The modules expand by the factor 10 when sprinkled with the impregnating fluid, closing gaps and joints between the cables installed.
After the cables have been impregnated they are hardly flammable, fire- retardant and self-extinguishing.
Stored in a dry environment, the expanding modules have an unlimited lifespan.

Expanding module, large

Type	Dimension mm	Pack. pcs	Weight kg/100 pcs.	Item No.
VMS-QMG 1	800x25x6	15	5,200	**7203 84 9**

Foam /pc.



Expanding foam modules to replace a casing in the sealing compound system if part of the casing has been lost. The modules expand by the factor 10 when sprinkled with the impregnating fluid, closing gaps and joints between the cables installed.
After the cables have been impregnated they are hardly flammable, fire- retardant and self-extinguishing.
Stored in a dry environment, the expanding modules have an unlimited lifespan.

Impregnation fluid

Type	Contents ml	Pack. pcs	Weight kg/100 pcs.	Item No.
VMS-IF 1	1000	1	104,500	**7203 85 2**

/pc.



Fluid to sprinkle the expanding module.
When 5 long expanding modules are used, approx. 1 l impregnation fluid is required.
Stored in a frost-free environment it has a lifespan of 2 years.

Sealing compound for external use

Type	Contents kg	Pack. pcs	Weight kg/100 pcs.	Item No.
VMS-VA 1	1	1	100,000	**7203 85 8**

Special mortar /pc.



Flame-retardant sealing compound for insulations in sealing compound systems. Watertight and resistant against common technical oils as well as weak/diluted acids. Halogen-free and cold-hardening.
2 components (hardener and resin) in tin with lid to push through. Lifespan of 12 months in original and closed packaging at temperature between +10 and +40 °C.

Sealing compound, water-repellent



Type	Contents kg	Pack. pcs	Weight kg/100 pcs.	Item No.
VMS-VW 1	1	1	100,000	**7203 86 4**

Special mortar /pc.

Flame-retardant sealing compound for insulations in sealing compound systems for the application in water-filled openings.
Watertight and resistant against common technical oils as well as to weak/diluted acids. Halogen-free and cold-hardening.
2 components (hardener and resin) in tin with lid to push through. Lifespan of 6 months in original and closed packaging at temperature between +10 and +40 °C.

Sealing compound, conductive



Type	Contents kg	Pack. pcs	Weight kg/100 pcs.	Item No.
VMS-VL 1	1	1	100,000	**7203 86 7**

Special mortar /pc.

Electrically conductive sealing compound for insulations in sealing compound systems and for the integration of the woven cable shield in EMV compliant installations. 2 components (hardener and resin) in tin with lid to push through. Lifespan of 6 months when stored in frost-free storage.

Pipe insulating strip



Type	Dimension mm	Pack. pcs	Weight kg/100 pcs.	Item No.
VMS-RS	1000 x 100 x 3	3	47,000	**7203 87 0**

Intumescent material /pc.

Insulation forming strip for the application in sealing compound system when feeding through flammable pipes.
Please protect against sunlight. When stored in a dry environment it has an unlimited lifespan.

Identification plate



Type	Language	Pack. pcs	Weight kg/100 pcs.	Item No.
VMS-KS DE	German	1	2,400	**7203 87 4**
VMS-KS EN	English	1	2,400	**7203 87 8**

PVC Polyvinylchloride /pc.

Identification plate to self-labelling the insulation of the sealing compound system to the IMO A.754(18) with a waterproof and lightproof felt tip pen.
Including 2 cable ties for fastening onto the cable or onto the cable tray system in the area of the insulation.

14 OBO Neuheiten 2016 / en / 01/03/2016 (LLExport_04360) / 01/03/2016



PYROPLUG® foam series

PYROPLUG® Block foam block





Type	Dimension mm	Pack. pcs	Weight kg/100 pcs.	Item No.
FBA-B200-14	200x144x60	4	44,800	**7202 50 5**

Permanently elastic, closed-pore foam /pc.

Foam block for cable and combination insulation, can also be used as a filler block in the PYROSIT® NG fire protection foam system.
The blocks must be protected against water in order to guarantee safe expansion in the case of fire.

PYROPLUG® Block vacuum block



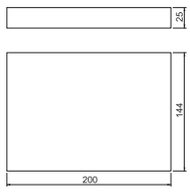

Type	Dimension mm	Pack. pcs	Weight kg/100 pcs.	Item No.
FBA-BV200-14	200x144x25	1	40,000	**7202 51 5**

Permanently elastic, closed-pore foam /pc.

Vacuum block for cable and combination insulation.
After cutting into the foil the vacuum block expands to its original size. It can be used with or without foil.
The blocks must be protected against water in order to guarantee safe expansion in the case of fire.

PYROPLUG® Peg plugs



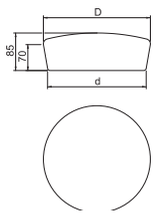

Type	For opening Ø mm	Dimension D mm	Dim. d mm	Pack. pcs	Weight kg/100 pcs.	Item No.
FBA-SN65	55	75	65	4	8,200	**7202 55 3**
FBA-SN78	68	87	78	4	12,600	**7202 55 7**
FBA-SN107	97	117	107	4	21,600	**7202 56 1**
FBA-SN122	112	132	122	4	28,600	**7202 56 5**
FBA-SN134	124	144	134	4	32,900	**7202 56 9**
FBA-SN165	155	175	165	2	49,700	**7202 57 3**
FBA-SN200	190	210	200	2	74,400	**7202 57 7**
FBA-SN250	240	260	250	2	101,400	**7202 58 1**

Permanently elastic, closed-pore foam /pc.

Plug for cable insulation
Protect the FBA plugs against water in order to guarantee secure foaming in the case of fire.

PYROLPUG® Box box insulation



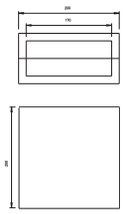

Type	Dimension mm	Pack. pcs	Weight kg/100 pcs.	Item No.
FBA-F	200 x 200 x 100	1	122,000	**7202 66 0**

Permanently elastic, closed-pore foam /pc.

Box for cable insulation.
Consisting of a two-part, hard frame and two soft internal pieces. Protect the frame and internal pieces against water in order to guarantee safe foaming in case of fire.

Section insulation for metal pipes



Type	Length mm	Width mm	Thickness mm	Pack. pcs	Weight kg/100 pcs.	Item No.
MIW-MA	8000	500	50	2	1.010,000	**7202 30 8**

Mineral fibres /pc.

Mineral wool mats with aluminium lamination for section insulation on copper and steel pipes. Fastening with winding wire, securing of joints with aluminium adhesive tape.

Applicable in the systems:
PYROMIX®mortar insulation
PYROSIT®NG fire insulation foam
PYROPLATE® Fibre soft insulation
PYROPLUG® Block stones

Material class EN 13501 – A1 non-combustible; melting point ≥ 1,000 °C

14 OBO Neuheiten 2016 / en / 01/03/2016 (LLExport_04360) / 01/03/2016

Aluminium adhesive tape for section insulation

Type	Length mm	Pack. pcs	Weight kg/100 pcs.	Item No.
MIW-AT	10000	1	136,900	**7202 30 5**

/pc.





Aluminium adhesive tape for applying the aluminium-laminated section insulation. The aluminium adhesive tape is self-adhesive and not classified as combustible according to DIN 4102-1.

Winding wire for section insulation

Type	Length mm	Pack. pcs	Weight kg/100 pcs.	Item No.
MIW-TD	50000	1	10,000	**7202 30 9**

St Steel
VZ Galvanised

/pc.



The steel wire is used to fix the section insulation. It is non-combustible and guarantees optimum retention of the section insulation on non-combustible pipes and cables.

Identification plate

Type	Language	Pack. pcs	Weight kg/100 pcs.	Item No.
KS-S DE	German	1	2,400	**7205 42 5**
KS-S SE	Swedish	1	2,400	**7205 42 6**
KS-S ES	Spanish	1	2,400	**7205 42 7**
KS-S EN	English	1	2,400	**7205 42 9**
KS-S HR	Croatian	1	2,400	**7205 43 8**

PVC Polyvinylchloride

/pc.

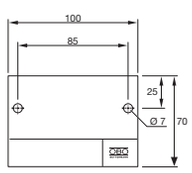



Universal identification plate to be written on with waterproof and light-resistant felt tip pen for all types of OBO insulation. For approved identification, including two push-fit anchors.

Fire protection bandage

Type	Length mm	Width mm	Pack. pcs	Weight kg/100 pcs.	Item No.
CL-KS	1000	380	1	50,000	**7202 31 6**

Intumescent material

/pc.



The fire protection bandage is used as cable insulation for individual cables, cable and electrical installation pipe bundles (EIR). The insulation consists of a flexible bandage, fixed using wire. When surrounding the cables, take account of how often the appropriate medium must be surrounded. Refer to the approval for details. The bandage can be used directly next to Rockwool pipe insulation. Winding wire is included.

14 OBO Neuheiten 2016 / en / 01/03/2016 (LLExport_04360) / 01/03/2016



Fire protection ducts

14 OBO Neuheiten 2016 / en / 01/03/2016 (LLExport_04360) / 01/03/2016

Metal fire protection duct, I30 to I120

Type	Height mm	Width mm	Length mm	Pack. m	Weight kg/100 m	Item No.
BSKM 0407	40	70	2000	2	254,650	**7216 50 0**

/m

St Steel
FS Strip-galvanised

Sheet steel duct with intumescent inner coating.
In case of fire, actively prevents the spread of fire in the duct and protects emergency and escape routes against the impacts of a cable fire. The cover and base are securely interconnected using the self-contacting patented locking brackets. This also creates the equipotential bonding.
Fire resistance classes I30 to I120 according to DIN 4102 Part 11.

Mounting options: directly on the wall or under the ceiling, beneath system floors on the raw floor, or suspended on support systems or using connector elements (support spacing, max. 1 m).

Included in the delivery: Cover and base as a unit, complete.

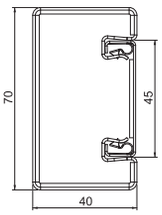



Connector

Type	Pack. pcs	Weight kg/100 pcs.	Item No.
BSKM-VD 0407	1	24,000	**7216 51 0**

/pc.

St Steel
FS Strip-galvanised

Clamp with integrated seal for BKSM 0407, for connection and smoke-proof sealing of duct joints. Usable at min. 30 mm side distance of the duct to the ceiling or wall. Including loose seal for combination with support profile.

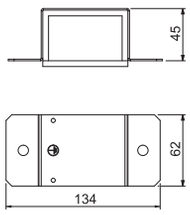



Connector for corner mounting

Type	Pack. pcs	Weight kg/100 pcs.	Item No.
BSKM-VE 0407	5	17,000	**7216 51 2**

/pc.

St Steel
FS Strip-galvanised

Clamp with integrated seal for BKSM 0407, for smoke-proof sealing of duct joints in the case of corner mounting without duct spacing to the ceiling or wall.

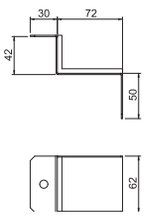



Support

Type	Pack. pcs	Weight kg/100 pcs.	Item No.
BSKM-AD 0407	1	35,700	**7216 51 5**

/pc.

St Steel
FS Strip-galvanised

Support profile for suspended mounting of BSKM 0407,
suitable as a suspension point to accept two M10 threaded rods and as the counterbearing to seal the joint, including nuts.

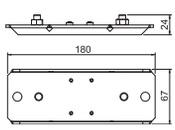



End piece

Type	Pack. pcs	Weight kg/100 pcs.	Item No.
BSKM-VK 0407	1	30,500	**7216 56 0**

/pc.

St Steel
FS Strip-galvanised

For smoke-tight end closure of the BSKM 0407 duct for direct wall and ceiling mounting, in connection with the support profile BSKM-AD 0407, even for suspended mounting. Including glued-in seals to close the joints and loose seal when combined with a support; screw for equipotential bonding also included.

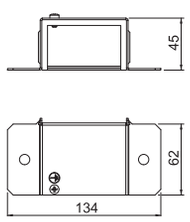



Foam seal for BSKM 0407 cable exit



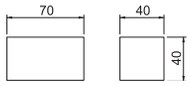

Type	Length mm	Width mm	Height mm	Pack. pcs	Weight kg/100 pcs.	Item No.
BSKM-KA 0407	40	70	40	1	0,200	**7216 59 0**

Foam /pc.

Flexible adjustable foam seal for the sealing of cable bundles or cables with a large outer diameter when conducting them out of the cable end or a BSKM 0407 T branch. To seal the surface, ASX ablation coating is required.

T reducing branch piece



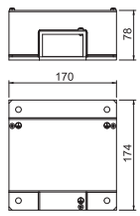

Type	Pack. pcs	Weight kg/100 pcs.	Item No.
BSKM-TR 0711	1	118,000	**7216 36 6**

St Steel
FS Strip-galvanised /pc.

Hood for the covering of three duct ends running towards each other in a T shape. Straight stretch, twice BSKM 0711, branch reduced to BSKM 0407. Including glued-in seals for closing the joints and loose seals when combining with lock plate; screws for equipotential bonding also included.

Lock plate, T reducing branch piece



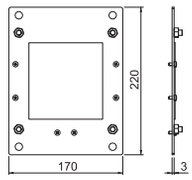

Type	Pack. pcs	Weight kg/100 pcs.	Item No.
BSKM-GR 0711	1	940,000	**7216 36 8**

St Steel
FS Strip-galvanised /pc.

Adapter plate for suspended mounting of a BSKM-TR 0711 T reducing branch, with acceptance option for M10 threaded rods, including nuts.

Identification plate for cable system



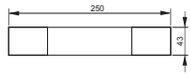

Type	Language	Pack. pcs	Weight kg/100 pcs.	Item No.
KS-E DE	German	10	0,600	**7205 42 3**
KS-E SE	Swedish	10	0,600	**7205 42 4**
KS-E EN	English	10	0,600	**7205 43 2**
KS-E HU	Hungarian	10	0,600	**7205 43 4**
KS-E PL	Polish	10	0,600	**7205 43 6**
KS-E FI	Finnish	10	0,600	**7205 43 7**

PVC Polyvinylchloride /pc.

Self-adhesive identification plate for approved cable system labelling for function maintenance as required by DIN 4102 part 12.

14 OBO Neuheiten 2016 / en / 01/03/2016 (LLExport_04360) / 01/03/2016

Fire protection duct, internal height 50 mm

Type	Dim. B mm	Dim. H mm	Dim. b mm	Dim. h mm	Length mm	Pack. m	Weight kg/100 m	Item No.
BSKH 090506	140	110	60	50	1000	1	970,000	**7215 17 4**
BSKH 090511	190	110	110	50	1000	1	1.200,000	**7215 17 8**
BSKH 090521	290	110	210	50	1000	1	1.720,000	**7215 18 2**

Glass-fibre lightweight concrete /m

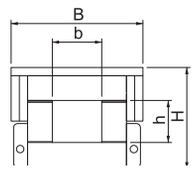



The fibre glass light-duty concrete ducts, which can be flamed on four sides, can be mounted on OBO mounting systems, thus offering the greatest possible flexibility in cable routing in emergency and escape routes (installation duct to DIN 4102 Part 11) or in electrical function maintenance (to DIN 4102 Part 12). This allows elegant avoidance of objects from other areas such as heating, ventilation and sanitary applications.
Mounting under the ceiling is simple, using U-shaped suspended supports and a bracket, or on a U transverse profile suspended with threaded rods. The OBO BSKH is simply attached loosely. Mounted connectors ensure quick mounting in situ, whilst loosely placed covers ensure quick inspection and reassignment.

90° bend, internal height 50 mm

Type	Dim. h mm	Dim. b mm	Dim. H mm	Dim. B mm	Dim. L mm	Pack. pcs	Weight kg/100 pcs.	Item No.
BSKH-FB090506	50	60	110	140	280	1	460,000	**7215 60 3**
BSKH-FB090511	50	110	110	190	330	1	630,000	**7215 60 7**
BSKH-FB090521	50	210	110	290	430	1	1.040,000	**7215 61 1**

Glass-fibre lightweight concrete /pc.

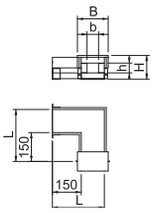



90° bend for BSKH I90/E30, to DIN 4102 part 11 and part 12, for installation on OBO mounting systems. Fittings must be supported by additional brackets. Including mounted connector on both duct ends, 3 x 1 m self-adhesive sealing strip and connecting bolts.

T piece, internal height 50 mm

Type	Dim. h mm	Dim. b mm	Dim. H mm	Dim. B mm	Dim. L mm	Dim. l mm	Pack. pcs	Weight kg/100 pcs.	Item No.
BSKH-FT090506	50	60	110	140	420	280	1	610,000	**7215 63 2**
BSKH-FT090511	50	110	110	190	470	330	1	780,000	**7215 63 6**
BSKH-FT090521	50	210	110	290	570	430	1	1.250,000	**7215 64 0**

Glass-fibre lightweight concrete /pc.

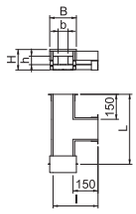



T piece for BSKH I90/E30, to DIN 4102 part 11 and part 12, for installation on OBO mounting systems. Fittings must be supported by additional brackets. Including mounted connector on all duct ends, 3 x 1 m self-adhesive sealing strip and connecting bolts.

End piece for internal height 50 mm

Type	Dim. B mm	Dim. H mm	Pack. pcs	Weight kg/100 pcs.	Item No.
BSKH-E090506	120	110	1	42,000	**7215 59 0**
BSKH-E090511	170	110	1	57,000	**7215 59 2**
BSKH-E090521	270	110	1	87,000	**7215 59 4**

Glass-fibre lightweight concrete /pc.

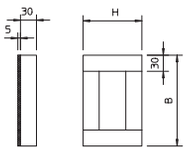



End piece for fire protection duct BSKH I90/E30
Including bolts and sealing strip.

Wall connection collar I90 for internal height 50 mm

Type	Pack. pcs	Weight kg/100 pcs.	Item No.
BSKH-K0506	1	40,000	**7215 57 1**
BSKH-K0511	1	50,000	**7215 57 5**
BSKH-K0521	1	68,000	**7215 57 9**

Glass-fibre lightweight concrete /pc.

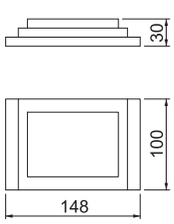



Wall connection collar for BSKH, consisting of four single plates, to double the insulation for wall penetrations. Incl. fastening material. Only for I90 classification.

Fire protection duct, internal height 105 mm



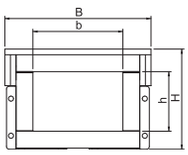

Type	Dim. B mm	Dim. H mm	Dim. b mm	Dim. h mm	Length mm	Pack. m	Weight kg/100 m	Item No.
BSKH 091016	240	165	160	105	1000	1	1.720,000	**7215 18 6**
BSKH 091026	340	165	260	105	1000	1	2.240,000	**7215 19 0**

Glass-fibre lightweight concrete /m

The fibre glass light-duty concrete ducts, which can be flamed on four sides, can be mounted on OBO mounting systems, thus offering the greatest possible flexibility in cable routing in emergency and escape routes (installation duct to DIN 4102 Part 11) or in electrical function maintenance (to DIN 4102 Part 12). This allows elegant avoidance of objects from other areas such as heating, ventilation and sanitary applications.
Mounting under the ceiling is simple, using U-shaped suspended supports and a bracket, or on a U transverse profile suspended with threaded rods. The OBO BSKH is simply attached loosely. Mounted connectors ensure quick mounting in situ, whilst loosely placed covers ensure quick inspection and reassignment.

90° bend, internal height 105 mm



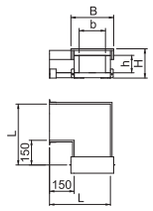

Type	Dim. h mm	Dim. b mm	Dim. H mm	Dim. B mm	Dim. L mm	Pack. pcs	Weight kg/100 pcs.	Item No.
BSKH-FB091016	105	160	165	240	380	1	1.010,000	**7215 61 5**
BSKH-FB091026	105	260	165	340	480	1	1.390,000	**7215 61 9**

Glass-fibre lightweight concrete /pc.

90° bend for BSKH I90/E30, to DIN 4102 part 11 and part 12, for installation on OBO mounting systems. Fittings must be supported by additional brackets. Including mounted connector on both duct ends, 3 x 1 m self-adhesive sealing strip and connecting bolts.

14 OBO Neuheiten 2016 / en / 01/03/2016 (LLExport_04360) / 01/03/2016

T piece, internal height 105 mm

Type	Dim. h mm	Dim. b mm	Dim. H mm	Dim. B mm	Dim. L mm	Dim. l mm	Pack. pcs	Weight kg/100 pcs.	Item No.
BSKH-FT091016	105	160	165	240	520	380	1	1.180,000	**7215 64 4**
BSKH-FT091026	105	260	165	340	620	480	1	1.650,000	**7215 64 8**

Glass-fibre lightweight concrete /pc.

T piece for BSKH I90/E30, to DIN 4102 part 11 and part 12, for installation on OBO mounting systems. Fittings must be supported by additional brackets. Including mounted connector on all duct ends, 3 x 1 m self-adhesive sealing strip and connecting bolts.

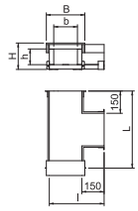



End piece for internal height 105 mm

Type	Dim. B mm	Dim. H mm	Pack. pcs	Weight kg/100 pcs.	Item No.
BSKH-E091016	220	165	1	101,000	**7215 59 6**
BSKH-E091026	320	165	1	142,000	**7215 59 8**

Glass-fibre lightweight concrete /pc.

End piece for fire protection duct BSKH I90/E30
Including bolts and sealing strip.

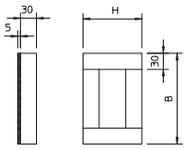



Wall connection collar I90 for internal height 105 mm

Type	Pack. pcs	Weight kg/100 pcs.	Item No.
BSKH-K1016	1	68,000	**7215 58 3**
BSKH-K1026	1	88,000	**7215 58 7**

Glass-fibre lightweight concrete /pc.

Wall connection collar for BSKH, consisting of four single plates, to double the insulation for wall penetrations. Incl. fastening material. Only for I90 classification.

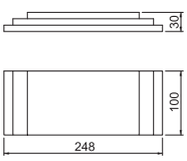



Sealing strip I90/E30

Type	Dimension mm	Length m	Pack. pcs	Weight kg/100 pcs.	Item No.
BSK-D0930	5 x 30	15	1	37,500	**7215 42 3**

Foam /pc.

Self-adhesive sealing strip for BSK I90/E30 and BSKH I90/E30



Doubler I90

Type	Dimension A mm	Dim. D mm	Pack. pcs	Weight kg/100 pcs.	Item No.
BSK-A0908	80	40	1	10,000	**7215 45 2**
BSK-A0910	100	60	1	14,000	**7215 45 8**

Glass-fibre lightweight concrete /pc.

Doubler for cable routing for BSK I90 and for BSKH I90.
BSK-A0908 for duct heights to 95 mm, BSK-A0910 for duct heights from 110 mm.
Including fastening screws.

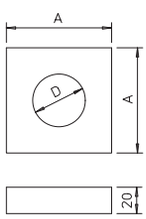



Connector set



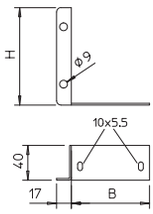

Type	Dim. B mm	Dim. H mm	Pack. pcs	Weight kg/100 pcs.	Item No.
BSKH-V050	58	55	1	22,000	**7215 38 1**
BSKH-V052	90	55	1	26,000	**7215 38 5**
BSKH-V101	90	112	1	40,000	**7215 38 9**

St Steel /pc.
FS Strip-galvanised

Connection set as replacement, consisting of a pair of connection plates, left/right, bolts for fastening the connectors to the duct and bolts with nuts to connect the individual duct lengths.
BSKH-V050 for ...090506 and ...090511
BSKH-V052 for ...090521
BSKH-V101 for ...091016 and ...091026

Mortar



Type	Pack. pcs	Weight kg/100 pcs.	Item No.
BSK-M	1	350,000	**7215 50 0**

Special mortar /pc.

Fire protection duct mortar, dried ready-to-use mortar in a bucket for filling joints and small cracks when mounting the fire protection ducts BSK and BSKH.

14 OBO Neuheiten 2016 / en / 01/03/2016 (LLExport_04360) / 01/03/2016



Fastening systems

1_OBO Neuheiten 2016 / en / 01/03/2016 (LLExport_04360) / 01/03/2016

Injection mortar in cartridge



Type	Contents ml	Pack. pcs	Weight kg/100 pcs.	Item No.
VMU plus 280	280	1	56,000	**3497 90 3**

Special mortar /pc.

Styrene-free, vinyl ester composite mortar for spread-free anchoring of high loads with threaded anchor rods. Standard cartridge with two foil bags (2-components) including one mixing tube. To be worked with the pressing gun, type VM-P 345 Profi, or standard silicone presses.

European technical approval for cracked and uncracked concrete, as well as for masonry of full and hollow brick. Earthquake-proof in concrete according to Category C1. Fire protection approval for concrete and masonry with fire resistance classes up to 120 minutes.

Substrate temperature during processing –10 °C to +40 °C (concrete), ambient temperature after complete hardening –40 °C to +120 °C (in concrete). If stored in a dark, cool and dry place, will keep for at least 12 months.

Injection mortar in cartridge



Type	Contents ml	Pack. pcs	Weight kg/100 pcs.	Item No.
VMU plus 420	420	1	83,000	**3497 90 0**

Special mortar /pc.

Styrene-free, vinyl ester composite mortar for spread-free anchoring of high loads with threaded anchor rods. Coaxial cartridge, including one mixing tube, to be worked with the pressing gun, type VM-P 380 Profi.

European technical approval for cracked and uncracked concrete, as well as for masonry of full and hollow brick. Earthquake-proof in concrete according to Category C1. Fire protection approval for concrete and masonry with fire resistance classes up to 120 minutes.

Substrate temperature during processing –10 °C to +40 °C (concrete), ambient temperature after complete hardening –40 °C to +120 °C (in concrete). If stored in a dark, cool and dry place, will keep for at least 12 months.

Pressing gun for mortar cartridge



Type	Pack. pcs	Weight kg/100 pcs.	Item No.
VM-P 345 Profi	1	100,000	**3497 90 6**

Plastic /pc.

Side-by-side cartridge pistol for the use of standard cartridges or side-by-side cartridges. The cartridge pistol is suitable for the injection mortar VMU plus 280 and can also be used with normal 300 ml cartridges.

Pressing gun for 10:1 coaxial cartridges



Type	Pack. pcs	Weight kg/100 pcs.	Item No.
VM-P 380 Profi	1	110,000	**3497 90 9**

Plastic /pc.

High-quality two-component cartridge pistol. The parallel movement of the outlet to the holding grip ensures easy working. Suitable for the injection mortar type VMU plus 420.

14 OBO Neuheiten 2016 / en / 01/03/2016 (LLExport_04360) / 01/03/2016

Anchor rod

Type	Dim. L mm	Dim. d mm	Thread	SW mm	Pack. pcs	Weight kg/100 pcs.	Item No.
VMU-AH 6-65vz	65	4.8	M6	10	10	1,880	**3497 93 6**
VMU-AH 8-65vz	65	6.5	M8	13	10	2,600	**3497 93 9**
VMU-AH 8-120vz	120	6.5	M8	13	10	4,900	**3497 94 2**
VMU-AH 10-140vz	140	8.2	M10	17	10	7,900	**3497 94 5**
VMU-AH 10-160vz	160	8.2	M10	17	10	8,600	**3497 94 8**
VMU-AH 12-165vz	165	9.9	M12	19	10	12,000	**3497 95 1**

St Steel /100 pc.
G Electrogalvanised

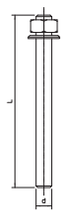



Anchor rod of quality 5.8 for use in the injection mortar system VMU plus. Including washer and hexagonal nut.

Use the wire sleeve VMU-SH 12x50 for the anchor rods M6 (L = 65 mm) and M8 (L = 65 mm). Should the anchor rods M8 (L = 120 mm), M10 (L = 140 mm), M10 (L = 160 mm) and M12 (L = 165 mm) be used, then use the wire sleeve VMU-SH 18x95.

Anchor rod

Type	Dim. L mm	Dim. d mm	Thread	SW mm	Pack. pcs	Weight kg/100 pcs.	Item No.
VMU-AH 6-65A4	65	4.8	M6	10	10	1,880	**3497 95 4**
VMU-AH 8-120A4	120	6.5	M8	13	10	4,900	**3497 95 7**
VMU-AH 10-140A4	140	8.2	M10	17	10	7,900	**3497 96 0**
VMU-AH 12-165A4	165	9.9	M12	19	10	124,000	**3497 96 3**

V4A Stainless steel, A4 /100 pc.

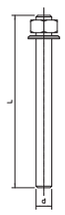



Stainless steel anchor rod for use in the injection mortar system VMU plus. Including washer and hexagonal nut.

Use the wire sleeve VMU-SH 12x50 for the anchor rods M6 (L = 65 mm) and M8 (L = 65 mm). Should the anchor rods M8 (L = 120 mm), M10 (L = 140 mm), M10 (L = 160 mm) and M12 (L = 165 mm) be used, then use the wire sleeve VMU-SH 18x95.

Plastic wire sleeve

Type	Dim. L mm	Dim. d mm	Pack. pcs	Weight kg/100 pcs.	Item No.
VMU-SH 12x50	55	12	10	0,100	**3497 96 6**
VMU-SH 18x95	100	18	10	0,300	**3497 96 9**

PA Polyamide /100 pc.

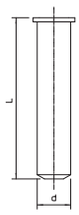



Plastic wire sleeve for use in hollow brick and stones in combination with injection mortar system VMU plus.

Perforated sleeve, metal

Type	Dim. L mm	Dim. d mm	Pack. pcs	Weight kg/100 pcs.	Item No.
VM-SH 12x1000	1000	12	1	6,000	**3497 97 2**
VM-SH 16x1000	1000	16	1	7,000	**3497 97 5**
VM-SH 22x1000	1000	22	1	10,000	**3497 97 8**

St Steel /100 pc.



Metal wire sleeve for use in hollow brick and stones in combination with injection mortar system VMU plus.

Blow pump for drill holes

Type	Pack. pcs	Weight kg/100 pcs.	Item No.
VM-AP 360	1	27,000	**3497 91 2**

Plastic /pc.



Manual pump with 750 ml air volume to blow out drill holes according to anchor approval.

Steel cleaning brush for drill holes



Type	Length mm	Pack. pcs	Weight kg/100 pcs.	Item No.
H-RB M6	280	1	2,600	**3497 93 3**

St Steel /pc.

Adapter for accepting steel wire brushes for manual cleaning of drill holes according to the anchor approval.

Steel cleaning brush for drill holes



Type	Diameter mm	Length mm	Thread	Pack. pcs	Weight kg/100 pcs.	Item No.
RB-MW 8 M6	8	120	M6	1	26,000	**3497 91 8**
RB-MW 10 M6	10	130	M6	1	2,500	**3497 92 1**
RB-MW 12 M6	12	140	M6	1	2,500	**3497 92 4**
RB-MW 14 M6	14	180	M6	1	2,500	**3497 92 7**
RB-MW 18 M6	18	200	M6	1	4,000	**3497 93 0**

St Steel /pc.

Steel wire brushes for cleaning of drill holes according to the anchor approval. With threaded connection for SDS adapter.

SDS adapter



Type	Pack. pcs	Weight kg/100 pcs.	Item No.
RBL M6 SDS	1	6,000	**3497 91 5**

St Steel /pc.

Adapter for accepting steel wire brushes for mechanical cleaning of drill holes according to the anchor approval. Suitable for drills with SDS seat.

SDS-Extension



Type	Length mm	Pack. pcs	Weight kg/100 pcs.	Item No.
RB-L 150 M6	150	1	9,700	**3497 93 2**

St Steel /pc.

Extension with internal and external M6 thread for the connection of the SDS adapter with steel wire brush in difficult to access drill holes.

Mixer pipe for mortar cartridge



Type	Pack. pcs	Weight kg/100 pcs.	Item No.
VM-X	12	1,000	**3497 98 1**

PA Polyamide /pc.

Mixing tubes for attachment to the cartridges of the VMU plus injection mortar system.

Extension pipe



Type	Length mm	Pack. pcs	Weight kg/100 pcs.	Item No.
VM-XE 10/200	200	12	1,000	**3497 98 4**
VM-XE 10/500	500	10	2,000	**3497 98 7**

PA Polyamide /pc.

Fixed length extension tube for use on the mixing tube tips in the VMU plus injection mortar system.

14 OBO Neuheiten 2016 / en / 01/03/2016 (LLExport_04360) / 01/03/2016



LFS product innovations

	Device installation trunking Rapid 45-2, 1-compartment, trunking width 100 mm	112
	Device installation trunking Rapid 45-2, 2-compartment, trunking width 130 mm	115
	Device installation trunking Rapid 45-2, 2-compartment, trunking width 165 mm	118
	Device installation trunking Rapid 45-2, 1-compartment, trunking width 100 mm	121
	Device installation trunking Rapid 45-2, 2-compartment, trunking width 130 mm	124
	Device installation trunking Rapid 45-2, 2-compartment, trunking width 165 mm	127
	Device installation trunking Rapid 80, 1-compartment, trunking width 130 mm Halogen-free	131
	Device installation trunking Rapid 80, 1-compartment, trunking width 170 mm Halogen-free	134

14 OBO Neuheiten 2016 / en / 01/03/2016 (LLExport_04360) / 01/03/2016

A clear shape meets technical efficiency

The new Rapid 45 generation unites a symmetrical design, homogeneous colour quality and technical flexibility in a single system. Innovative fittings allow practical wall installation in administration buildings, commercial areas and in industry. In three dimensions, the Rapid 45-2 device installation trunking offers a wide range of applications.



Plastic

14 OBO Neuheiten 2016 / en / 01/03/2016 (LLExport_04360) / 01/03/2016



Aluminium

Device installation



Switches, sockets and data technology elements of the OBO Modul 45 and Modul 45connect series can simply be clicked into the trunking profile. A compact system, which can be mounted quickly and expanded easily.

Device installation trunking Rapid 45-2, type GK-53100



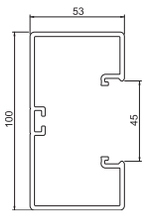

Type	Colour	Length mm	Pack. m	Weight kg/100 m	Item No.
GK-53100RW	Pure white	2000	12	130,300	**6113 00 0**
GK-53100LGR	Light grey	2000	12	130,300	**6113 00 2**

PVC Polyvinylchloride /m

Trunking base and cover with base perforation for direct wall mounting.

Trunking connector and joint cover



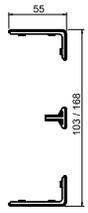

Type	Colour	Length mm	Pack. pcs	Weight kg/100 pcs.	Item No.
GK-KS45-1RW	Pure white	—	6	0,590	**6113 02 0**
GK-KS45-1LGR	Light grey	—	6	0,590	**6113 02 2**

PC/ABS Polycarbonate/Acrylonitrile-butadiene-styrene /pc.

Joint cover for the bases of the Rapid 45-2 device installation trunking to hide cut edges and provide a perfect connection of the trunking segments. The joint covers are attached. Suitable for trunking width 100 mm and 165 mm.

Flat angle



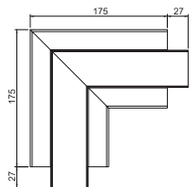

Type	Colour	Length mm	Pack. pcs	Weight kg/100 pcs.	Item No.
GK-FS53100RW	Pure white	—	1	34,600	**6113 08 0**
GK-FS53100LGR	Light grey	—	1	34,600	**6113 08 2**

PC/ABS Polycarbonate/Acrylonitrile-butadiene-styrene /pc.

Flat angle for changing the direction of the Rapid 45-2 device installation trunking.

Flat angle cover



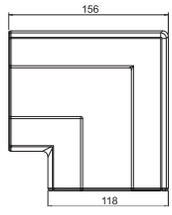

Type	Colour	Length mm	Pack. pcs	Weight kg/100 pcs.	Item No.
GK-FH53100RW	Pure white	—	2	9,800	**6113 09 0**
GK-FH53100LGR	Light grey	—	2	9,800	**6113 09 2**

PC/ABS Polycarbonate/Acrylonitrile-butadiene-styrene /pc.

Flat angle as hood fitting for changing the direction of the Rapid 45-2 device installation trunking.

Internal corner



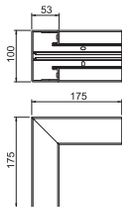

Type	Colour	Length mm	Pack. pcs	Weight kg/100 pcs.	Item No.
GK-IS53100RW	Pure white	—	1	34,200	**6113 06 0**
GK-IS53100LGR	Light grey	—	1	34,200	**6113 06 2**

PC/ABS Polycarbonate/Acrylonitrile-butadiene-styrene /pc.

90° internal corner for changing the direction of the Rapid 45-2 device installation trunking.

Internal corner cover

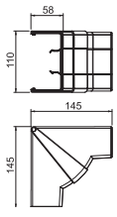

Type	Colour	Length mm	Pack. pcs	Weight kg/100 pcs.	Item No.
GK-IH53100RW	Pure white	—	1	12,000	**6113 07 0**
GK-IH53100LGR	Light grey	—	1	12,000	**6113 07 2**

PC/ABS Polycarbonate/Acrylonitrile-butadiene-styrene /pc.

Internal corner cover for changing the direction of Rapid 45 device installation trunking.

14 OBO Neuheiten 2016 / en / 01/03/2016 (LLExport_04360) / 01/03/2016

External corner

Type	Colour	Length mm	Pack. pcs	Weight kg/100 pcs.	Item No.
GK-AS53100RW	Pure white	—	1	40,400	**6113 04 0**
GK-AS53100LGR	Light grey	—	1	40,400	**6113 04 2**

PC/ABS Polycarbonate/Acrylonitrile-butadiene-styrene /pc.

90° fixed external corner for changing the direction of Rapid 45-2 device installation trunking.

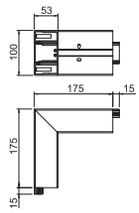

External corner cover

Type	Colour	Length mm	Pack. pcs	Weight kg/100 pcs.	Item No.
GK-AH53100RW	Pure white	—	1	6,900	**6113 05 0**
GK-AH53100LGR	Light grey	—	1	6,900	**6113 05 2**

PC/ABS Polycarbonate/Acrylonitrile-butadiene-styrene /pc.

External corner cover for changing the direction of Rapid 45-2 device installation trunking. The fittings can be adjusted between 80–110°.

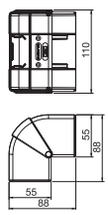



T piece adapter

Type	Colour	Length mm	Pack. pcs	Weight kg/100 pcs.	Item No.
GK-TR53100RW	Pure white	—	1	3,100	**6113 10 0**
GK-TR53100LGR	Light grey	—	1	3,100	**6113 10 2**

PC/ABS Polycarbonate/Acrylonitrile-butadiene-styrene /pc.

T piece adapter to create a 90° branch of the system size 53100 on the system size 53100th

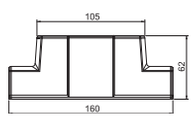

T piece adapter on WDK 40060

Type	Colour	Length mm	Pack. pcs	Weight kg/100 pcs.	Item No.
GK-TA WDK 1RW	Pure white	—	1	2,500	**6113 31 0**
GK-TA WDK 1LGR	Light grey	—	1	2,500	**6113 31 2**

PC/ABS Polycarbonate/Acrylonitrile-butadiene-styrene /pc.

T piece adapter to create a 90° branch of the system size Rapid 45-2 53100 and 53165 on a cable trunking WDK40060.

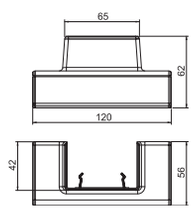

End piece

Type	Colour	Length mm	Pack. pcs	Weight kg/100 pcs.	Item No.
GK-E53100RW	Pure white	—	1	2,100	**6113 11 0**
GK-E53100LGR	Light grey	—	1	2,100	**6113 11 2**

PC/ABS Polycarbonate/Acrylonitrile-butadiene-styrene /pc.

End piece for lateral closing the device installation trunking, Rapid 45-2 GK and GA 53100.

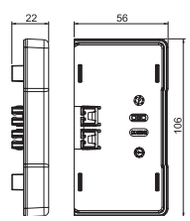



Cover

Type	Colour	Length mm	Pack. m	Weight kg/100 m	Item No.
GK-OT45RW	Pure white	2000	24	20,550	**6113 01 0**
GK-OT45LGR	Light grey	2000	24	20,550	**6113 01 2**

PVC Polyvinylchloride /m

Trunking cover for closing the Rapid 45-2 device installation trunking.

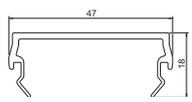



Joint cover



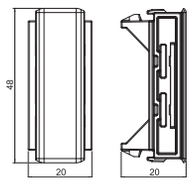

Type	Colour	Length mm	Pack. pcs	Weight kg/100 pcs.	Item No.
GK-OTSA45RW	Pure white	—	6	0,550	**6113 03 0**
GK-OTSA45LGR	Light grey	—	6	0,550	**6113 03 2**

PC/ABS Polycarbonate/Acrylonitrile-butadiene-styrene /pc.

Joint cover for the covers of the Rapid 45-2 device installation trunking to hide cut edges and provide a tidy connection to installed Modul 45 devices.

Partition



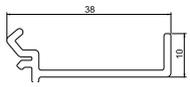

Type	Colour	Length mm	Pack. m	Weight kg/100 m	Item No.
GK-TW53	Light grey	2000	40	28,700	**6113 29 0**

PC/ABS Polycarbonate/Acrylonitrile-butadiene-styrene /m

Partition for mounting in Rapid 45-2 GK and GA device installation trunking for installing cables of different voltage levels.



14 OBO Neuheiten 2016 / en / 01/03/2016 (LLExport_04360) / 01/03/2016

Device installation trunking Rapid 45-2, type GK-53130

Type	Colour	Length mm	Pack. m	Weight kg/100 m	Item No.
GK-53130RW	Pure white	2000	8	174,000	**6113 20 0**
GK-53130LGR	Light grey	2000	8	174,000	**6113 20 2**

PVC Polyvinylchloride /m

Trunking base and cover with base perforation for direct wall mounting.

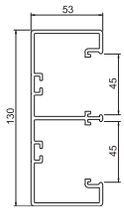



Trunking connector and joint cover

Type	Colour	Length mm	Pack. pcs	Weight kg/100 pcs.	Item No.
GK-KS45-2RW	Pure white	—	6	0,455	**6113 21 0**
GK-KS45-2LGR	Light grey	—	6	0,455	**6113 21 2**

PC/ABS Polycarbonate/Acrylonitrile-butadiene-styrene /pc.

Joint cover for the bases of the Rapid 45 device installation trunking to hide cut edges and provide a perfect connection of the trunking segments. The joint covers are attached. Suitable for trunking width 130mm.

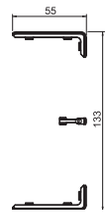



Flat angle

Type	Colour	Length mm	Pack. pcs	Weight kg/100 pcs.	Item No.
GK-FS53130RW	Pure white	—	1	60,200	**6113 26 0**
GK-FS53130LGR	Light grey	—	1	60,200	**6113 26 2**

PC/ABS Polycarbonate/Acrylonitrile-butadiene-styrene /pc.

Flat angle for changing the direction of the Rapid 45-2 device installation trunking.

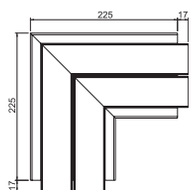



Flat angle cover

Type	Colour	Length mm	Pack. pcs	Weight kg/100 pcs.	Item No.
GK-FH53130RW	Pure white	—	2	12,700	**6113 27 0**
GK-FH53130LGR	Light grey	—	2	12,700	**6113 27 2**

PC/ABS Polycarbonate/Acrylonitrile-butadiene-styrene /pc.

Flat angle as hood fitting for changing the direction of the Rapid 45-2 device installation trunking.

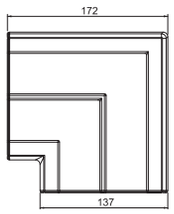



Internal corner

Type	Colour	Length mm	Pack. pcs	Weight kg/100 pcs.	Item No.
GK-IS53130RW	Pure white	—	1	44,400	**6113 24 0**
GK-IS53130LGR	Light grey	—	1	44,400	**6113 24 2**

PC/ABS Polycarbonate/Acrylonitrile-butadiene-styrene /pc.

90° internal corner for changing the direction of the Rapid 45-2 device installation trunking.

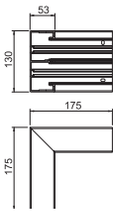



Internal corner cover

Type	Colour	Length mm	Pack. pcs	Weight kg/100 pcs.	Item No.
GK-IH53130RW	Pure white	—	1	13,170	**6113 25 0**
GK-IH53130LGR	Light grey	—	1	13,170	**6113 25 2**

PC/ABS Polycarbonate/Acrylonitrile-butadiene-styrene /pc.

Internal corner cover for changing the direction of Rapid 45 device installation trunking.

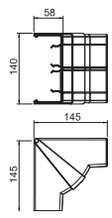

External corner

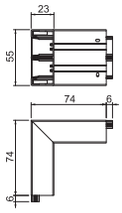

Type	Colour	Length mm	Pack. pcs	Weight kg/100 pcs.	Item No.
GK-AS53130RW	Pure white	—	1	56,200	**6113 22 0**
GK-AS53130LGR	Light grey	—	1	56,200	**6113 22 2**

PC/ABS Polycarbonate/Acrylonitrile-butadiene-styrene /pc.

External corner for changing the direction of Rapid 45-2 device installation trunking.

External corner cover



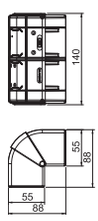

Type	Colour	Length mm	Pack. pcs	Weight kg/100 pcs.	Item No.
GK-AH53130RW	Pure white	—	1	8,000	**6113 23 0**
GK-AH53130LGR	Light grey	—	1	8,000	**6113 23 2**

PC/ABS Polycarbonate/Acrylonitrile-butadiene-styrene /pc.

External corner cover for changing the direction of Rapid 45-2 device installation trunking. The fittings can be adjusted between 80–110°.

T piece adapter

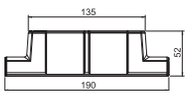

Type	Colour	Length mm	Pack. pcs	Weight kg/100 pcs.	Item No.
GK-TR53130RW	Pure white	—	1	3,200	**6113 30 0**
GK-TR53130LGR	Light grey	—	1	3,200	**6113 30 2**

PC/ABS Polycarbonate/Acrylonitrile-butadiene-styrene /pc.

T piece adapter to create a 90° -Abzweiges of the system size 53130 on the system size 53130.

T piece adapter on WDK 40060

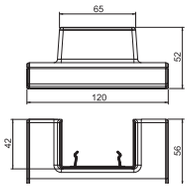

Type	Colour	Length mm	Pack. pcs	Weight kg/100 pcs.	Item No.
GK-TA WDK 2RW	Pure white	—	1	2,200	**6113 32 0**
GK-TA WDK 2LGR	Light grey	—	1	2,200	**6113 32 2**

PC/ABS Polycarbonate/Acrylonitrile-butadiene-styrene /pc.

T piece adapter to create a 90° -Abzweiges of the system size Rapid 45-2 53130 on a cable trunking WDK40060.

End piece



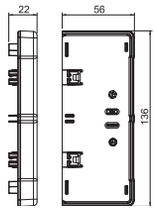

Type	Colour	Length mm	Pack. pcs	Weight kg/100 pcs.	Item No.
GK-E53130RW	Pure white	—	1	2,700	**6113 28 0**
GK-E53130LGR	Light grey	—	1	2,700	**6113 28 2**

PC/ABS Polycarbonate/Acrylonitrile-butadiene-styrene /pc.

End piece for side closing of the Rapid 45-2 GK and GA 53130 device installation trunking.

Cover



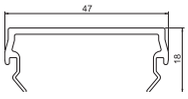

Type	Colour	Length mm	Pack. m	Weight kg/100 m	Item No.
GK-OT45RW	Pure white	2000	24	20,550	**6113 01 0**
GK-OT45LGR	Light grey	2000	24	20,550	**6113 01 2**

PVC Polyvinylchloride /m

Trunking cover for closing the Rapid 45-2 device installation trunking.

14 OBO Neuheiten 2016 / en / 01/03/2016 (LLExport_04360) / 01/03/2016

Joint cover

Type	Colour	Length mm	Pack. pcs	Weight kg/100 pcs.	Item No.
GK-OTSA45RW	Pure white	–	6	0,550	**6113 03 0**
GK-OTSA45LGR	Light grey	–	6	0,550	**6113 03 2**

PC/ABS Polycarbonate/Acrylonitrile-butadiene-styrene /pc.

Joint cover for the covers of the Rapid 45-2 device installation trunking to hide cut edges and provide a tidy connection to installed Modul 45 devices.

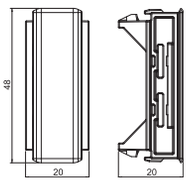



Partition

Type	Colour	Length mm	Pack. m	Weight kg/100 m	Item No.
GK-TW53	Light grey	2000	40	28,700	**6113 29 0**

PC/ABS Polycarbonate/Acrylonitrile-butadiene-styrene /m

Partition for mounting in Rapid 45-2 GK and GA device installation trunking for installing cables of different voltage levels.

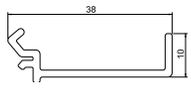



Device installation trunking Rapid 45-2, type GK-53165



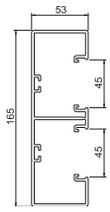

Type	Colour	Length mm	Pack. m	Weight kg/100 m	Item No.
GK-53165RW	Pure white	2000	8	216,250	**6113 40 0**
GK-53165LGR	Light grey	2000	8	216,250	**6113 40 2**

PVC Polyvinylchloride /m

Trunking base and cover with base perforation for direct wall mounting.

Trunking connector and joint cover



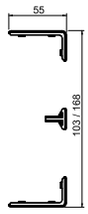

Type	Colour	Length mm	Pack. pcs	Weight kg/100 pcs.	Item No.
GK-KS45-1RW	Pure white	—	6	0,590	**6113 02 0**
GK-KS45-1LGR	Light grey	—	6	0,590	**6113 02 2**

PC/ABS Polycarbonate/Acrylonitrile-butadiene-styrene /pc.

Joint cover for the bases of the Rapid 45-2 device installation trunking to hide cut edges and provide a perfect connection of the trunking segments. The joint covers are attached. Suitable for trunking width 100 mm and 165 mm.

Flat angle



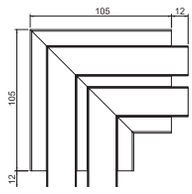

Type	Colour	Length mm	Pack. pcs	Weight kg/100 pcs.	Item No.
GK-FS53165RW	Pure white	—	1	64,500	**6113 45 0**
GK-FS53165LGR	Light grey	—	1	64,500	**6113 45 2**

PC/ABS Polycarbonate/Acrylonitrile-butadiene-styrene /pc.

Flat angle for changing the direction of the Rapid 45-2 device installation trunking.

Flat angle cover



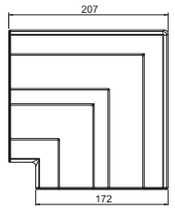

Type	Colour	Length mm	Pack. pcs	Weight kg/100 pcs.	Item No.
GK-FH53165RW	Pure white	—	2	16,300	**6113 46 0**
GK-FH53165LGR	Light grey	—	2	16,300	**6113 46 2**

PC/ABS Polycarbonate/Acrylonitrile-butadiene-styrene /pc.

Flat angle as hood fitting for changing the direction of the Rapid 45-2 device installation trunking.

Internal corner



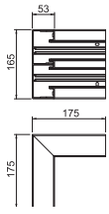

Type	Colour	Length mm	Pack. pcs	Weight kg/100 pcs.	Item No.
GK-IS53165RW	Pure white	—	1	54,500	**6113 43 0**
GK-IS53165LGR	Light grey	—	1	54,500	**6113 43 2**

PC/ABS Polycarbonate/Acrylonitrile-butadiene-styrene /pc.

90° internal corner for changing the direction of the Rapid 45-2 device installation trunking.

Internal corner cover

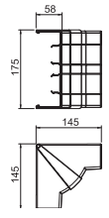

Type	Colour	Length mm	Pack. pcs	Weight kg/100 pcs.	Item No.
GK-IH53165RW	Pure white	—	1	14,660	**6113 44 0**
GK-IH53165LGR	Light grey	—	1	14,660	**6113 44 2**

PC/ABS Polycarbonate/Acrylonitrile-butadiene-styrene /pc.

Internal corner cover for changing the direction of Rapid 45 device installation trunking.

14 OBO Neuheiten 2016 / en / 01/03/2016 (LLExport_04360) / 01/03/2016

External corner

Type	Colour	Length mm	Pack. pcs	Weight kg/100 pcs.	Item No.
GK-AS53165RW	Pure white	—	1	66,800	**6113 41 0**
GK-AS53165LGR	Light grey	—	1	66,800	**6113 41 2**

PC/ABS Polycarbonate/Acrylonitrile-butadiene-styrene /pc.

External corner for changing the direction of Rapid 45-2 device installation trunking.

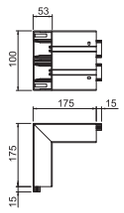

External corner cover

Type	Colour	Length mm	Pack. pcs	Weight kg/100 pcs.	Item No.
GK-AH53165RW	Pure white	—	1	9,230	**6113 42 0**
GK-AH53165LGR	Light grey	—	1	9,230	**6113 42 2**

PC/ABS Polycarbonate/Acrylonitrile-butadiene-styrene /pc.

External corner cover for changing the direction of Rapid 45-2 device installation trunking. The fittings can be adjusted between 80–110°.

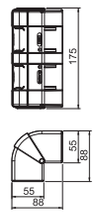



T piece adapter

Type	Colour	Length mm	Pack. pcs	Weight kg/100 pcs.	Item No.
GK-TR53165RW	Pure white	—	1	4,040	**6113 48 0**
GK-TR53165LGR	Light grey	—	1	4,040	**6113 48 2**

PC/ABS Polycarbonate/Acrylonitrile-butadiene-styrene /pc.

T piece adapter to create a 90° -Abzweiges of the system size 53165 on the system size 53165th

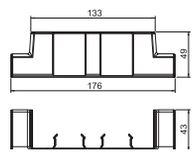

T piece adapter WDK 40060

Type	Colour	Length mm	Pack. pcs	Weight kg/100 pcs.	Item No.
GK-TA WDK 1RW	Pure white	—	1	2,500	**6113 31 0**
GK-TA WDK 1LGR	Light grey	—	1	2,500	**6113 31 2**

PC/ABS Polycarbonate/Acrylonitrile-butadiene-styrene /pc.

T piece adapter to create a 90° branch of the system size Rapid 45-2 53100 and 53165 on a cable trunking WDK40060.

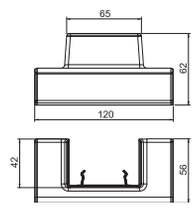

End piece

Type	Colour	Length mm	Pack. pcs	Weight kg/100 pcs.	Item No.
GK-E53165RW	Pure white	—	1	3,240	**6113 47 0**
GK-E53165LGR	Light grey	—	1	3,240	**6113 47 2**

PC/ABS Polycarbonate/Acrylonitrile-butadiene-styrene /pc.

End piece for side closing of the Rapid 45-2 GK and GA 53165 device installation trunking.

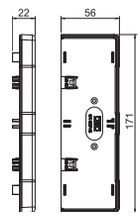



Cover

Type	Colour	Length mm	Pack. m	Weight kg/100 m	Item No.
GK-OT45RW	Pure white	2000	24	20,550	**6113 01 0**
GK-OT45LGR	Light grey	2000	24	20,550	**6113 01 2**

PVC Polyvinylchloride /m

Trunking cover for closing the Rapid 45-2 device installation trunking.

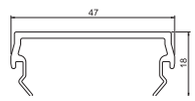



Joint cover



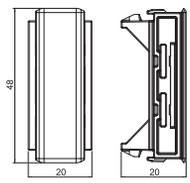

Type	Colour	Length mm	Pack. pcs	Weight kg/100 pcs.	Item No.
GK-OTSA45RW	Pure white	—	6	0,550	**6113 03 0**
GK-OTSA45LGR	Light grey	—	6	0,550	**6113 03 2**

PC/ABS Polycarbonate/Acrylonitrile-butadiene-styrene /pc.

Joint cover for the covers of the Rapid 45-2 device installation trunking to hide cut edges and provide a tidy connection to installed Modul 45 devices.

Partition



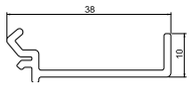

Type	Colour	Length mm	Pack. m	Weight kg/100 m	Item No.
GK-TW53	Light grey	2000	40	28,700	**6113 29 0**

PC/ABS Polycarbonate/Acrylonitrile-butadiene-styrene /m

Partition for mounting in Rapid 45-2 GK and GA device installation trunking for installing cables of different voltage levels.



14 OBO Neuheiten 2016 / en / 01/03/2016 (LLExport_04360) / 01/03/2016

Device installation trunking Rapid 45-2, type GA-53100

Type	Colour	Length mm	Pack. m	Weight kg/100 m	Item No.
GA-53100EL	—	2000	8	223,800	**6112 40 3**
GA-53100RW	Pure white	2000	8	223,800	**6112 40 0**

Alu Aluminium
EL Anodised

/m

Aluminium complete device installation trunking, consisting of a base and cover. The base has no floor perforation.

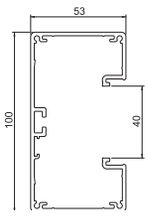



Trunking connector and joint cover

Type	Colour	Length mm	Pack. pcs	Weight kg/100 pcs.	Item No.
GK-KS45-1AL	Aluminium	—	6	0,580	**6113 02 4**
GK-KS45-1RW	Pure white	—	6	0,590	**6113 02 0**

PC/ABS Polycarbonate/Acrylonitrile-butadiene-styrene

/pc.

Joint cover for the bases of the Rapid 45-2 device installation trunking to hide cut edges and provide a perfect connection of the trunking segments. The joint covers are attached. Suitable for trunking width 100 mm and 165 mm.

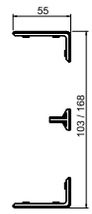



Flat angle

Type	Colour	Length mm	Pack. pcs	Weight kg/100 pcs.	Item No.
GA-FS53100EL	—	—	1	69,200	**6112 44 3**
GA-FS53100RW	Pure white	—	1	69,200	**6112 44 0**

Alu Aluminium
EL Anodised

/pc.

90° aluminium flat angle for direction change of Rapid 45-2 GA... device installation trunking.

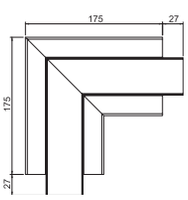



Flat angle cover

Type	Colour	Length mm	Pack. pcs	Weight kg/100 pcs.	Item No.
GK-FH53100AL	Aluminium	—	2	9,800	**6113 09 4**
GK-FH53100RW	Pure white	—	2	9,800	**6113 09 0**

PC/ABS Polycarbonate/Acrylonitrile-butadiene-styrene

/pc.

Flat angle as hood fitting for changing the direction of the Rapid 45-2 device installation trunking.

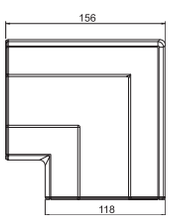



Internal corner

Type	Colour	Length mm	Pack. pcs	Weight kg/100 pcs.	Item No.
GA-IS53100EL	—	—	1	69,200	**6112 43 3**
GA-IS53100RW	Pure white	—	1	69,200	**6112 43 0**

Alu Aluminium
EL Anodised

/pc.

Corner 90° aluminum for changing the direction of device installation trunking Rapid 45-2 GA .....

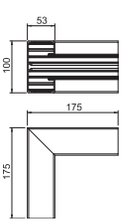



Internal corner cover

Type	Colour	Length mm	Pack. pcs	Weight kg/100 pcs.	Item No.
GK-IH53100AL	Aluminium	—	1	12,000	**6113 07 4**
GK-IH53100RW	Pure white	—	1	12,000	**6113 07 0**

PC/ABS Polycarbonate/Acrylonitrile-butadiene-styrene

/pc.

Internal corner cover for changing the direction of Rapid 45 device installation trunking.

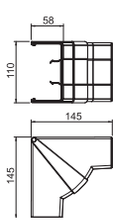



External corner



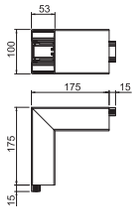

Type	Colour	Length mm	Pack. pcs	Weight kg/100 pcs.	Item No.
GA-AS53100EL	—	—	1	84,100	**6112 42 3**
GA-AS53100RW	Pure white	—	1	84,100	**6112 42 0**

Alu Aluminium
EL Anodised
/pc.

Outside corner 90° aluminum for changing the direction of device installation trunking Rapid 45-2 GA .....

External corner cover



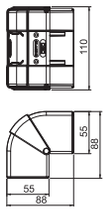

Type	Colour	Length mm	Pack. pcs	Weight kg/100 pcs.	Item No.
GK-AH53100AL	Aluminium	—	1	6,900	**6113 05 4**
GK-AH53100RW	Pure white	—	1	6,900	**6113 05 0**

PC/ABS Polycarbonate/Acrylonitrile-butadiene-styrene
/pc.

External corner cover for changing the direction of Rapid 45-2 device installation trunking. The fittings can be adjusted between 80–110°.

T piece adapter



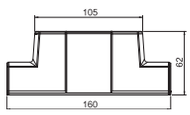

Type	Colour	Length mm	Pack. pcs	Weight kg/100 pcs.	Item No.
GK-TR53100AL	Aluminium	—	1	3,100	**6113 10 4**
GK-TR53100RW	Pure white	—	1	3,100	**6113 10 0**

PC/ABS Polycarbonate/Acrylonitrile-butadiene-styrene
/pc.

T piece adapter to create a 90° branch of the system size 53100 on the system size 53100th

T piece adapter WDK 40060



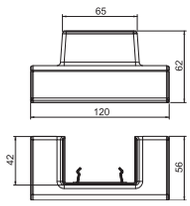

Type	Colour	Length mm	Pack. pcs	Weight kg/100 pcs.	Item No.
GK-TA WDK 1AL	Aluminium	—	1	2,500	**6113 31 4**
GK-TA WDK 1RW	Pure white	—	1	2,500	**6113 31 0**

PC/ABS Polycarbonate/Acrylonitrile-butadiene-styrene
/pc.

T piece adapter to create a 90° branch of the system size Rapid 45-2 53100 and 53165 on a cable trunking WDK40060.

End piece



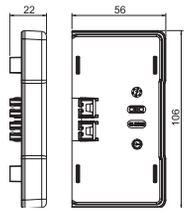

Type	Colour	Length mm	Pack. pcs	Weight kg/100 pcs.	Item No.
GK-E53100AL	Aluminium	—	1	2,200	**6113 11 4**
GK-E53100RW	Pure white	—	1	2,100	**6113 11 0**

PC/ABS Polycarbonate/Acrylonitrile-butadiene-styrene
/pc.

End piece for lateral closing the device installation trunking, Rapid 45-2 GK and GA 53100.

Cover



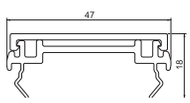

Type	Colour	Length mm	Pack. m	Weight kg/100 m	Item No.
GA-OT45EL	—	2000	20	47,450	**6112 41 3**
GA-OT45RW	Pure white	2000	20	47,450	**6112 41 0**

Alu Aluminium
EL Anodised
/m

Cover for closing the device installation trunking of the series Rapid 45-2 GA .... The 2-piece shell is made of a PVC-base profile and an aluminum screening profile.

14 OBO Neuheiten 2016 / en / 01/03/2016 (LLExport_04360) / 01/03/2016

Joint cover

Type	Colour	Length mm	Pack. pcs	Weight kg/100 pcs.	Item No.
GK-OTSA45AL	Aluminium	—	6	0,550	**6113 03 4**
GK-OTSA45RW	Pure white	—	6	0,550	**6113 03 0**

PC/ABS Polycarbonate/Acrylonitrile-butadiene-styrene /pc.

Joint cover for the covers of the Rapid 45-2 device installation trunking to hide cut edges and provide a tidy connection to installed Modul 45 devices.

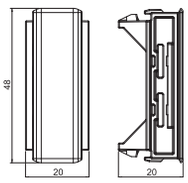



Partition

Type	Colour	Length mm	Pack. m	Weight kg/100 m	Item No.
GK-TW53	Light grey	2000	40	28,700	**6113 29 0**

PC/ABS Polycarbonate/Acrylonitrile-butadiene-styrene /m

Partition for mounting in Rapid 45-2 GK and GA device installation trunking for installing cables of different voltage levels.

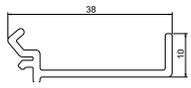



Protective conductor connection bracket

Type	Pack. pcs	Weight kg/100 pcs.	Item No.
8AWR	10	0,641	**6288 70 4**

St Steel /pc.
G Electrogalvanised

Protective conductor connection bracket to include steel and aluminium device installation trunking, service poles and system components of underfloor trunking systems in the protective measure.
Clamping area : 2 x 1.5 – 4 mm²

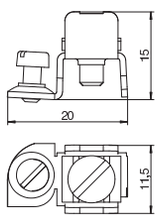



Device installation trunking Rapid 45-2, type GA-53130



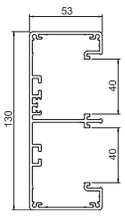

Type	Colour	Length mm	Pack. m	Weight kg/100 m	Item No.
GA-53130EL	—	2000	12	326,500	**6112 50 3**
GA-53130RW	Pure white	2000	12	326,500	**6112 50 0**

Alu Aluminium
EL Anodised

/m

Aluminium device installation trunking, complete, comprising bottom and top part. The lower part is without base perforation.

Trunking connector and joint cover



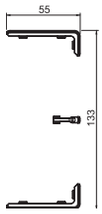

Type	Colour	Length mm	Pack. pcs	Weight kg/100 pcs.	Item No.
GK-KS45-2AL	Aluminium	—	6	0,450	**6113 21 4**
GK-KS45-1RW	Pure white	—	6	0,590	**6113 02 0**

PC/ABS Polycarbonate/Acrylonitrile-butadiene-styrene

/pc.

Joint cover for the bases of the Rapid 45 device installation trunking to hide cut edges and provide a perfect connection of the trunking segments. The joint covers are attached. Suitable for trunking width 130mm.

Flat angle



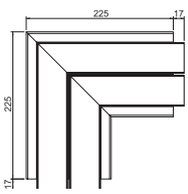

Type	Colour	Length mm	Pack. pcs	Weight kg/100 pcs.	Item No.
GA-FS53130EL	—	—	1	119,900	**6112 53 3**
GA-FS53130RW	Pure white	—	1	119,900	**6112 53 0**

Alu Aluminium
EL Anodised

/pc.

90° aluminium flat angle for direction change of Rapid 45-2 GA... device installation trunking.

Flat angle cover



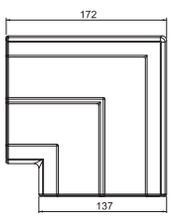

Type	Colour	Length mm	Pack. pcs	Weight kg/100 pcs.	Item No.
GK-FH53130AL	Aluminium	—	2	12,700	**6113 27 4**
GK-FH53130RW	Pure white	—	2	12,700	**6113 27 0**

PC/ABS Polycarbonate/Acrylonitrile-butadiene-styrene

/pc.

Flat angle as hood fitting for changing the direction of the Rapid 45-2 device installation trunking.

Internal corner



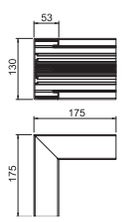

Type	Colour	Length mm	Pack. pcs	Weight kg/100 pcs.	Item No.
GA-IS53130EL	—	—	1	89,200	**6112 52 3**
GA-IS53130RW	Pure white	—	1	89,200	**6112 52 0**

Alu Aluminium
EL Anodised

/pc.

Corner 90° aluminum for changing the direction of device installation trunking Rapid 45-2 GA .....

Internal corner cover



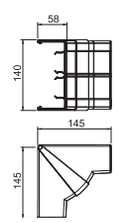

Type	Colour	Length mm	Pack. pcs	Weight kg/100 pcs.	Item No.
GK-IH53130AL	Aluminium	—	1	13,170	**6113 25 4**
GK-IH53130RW	Pure white	—	1	13,170	**6113 25 0**

PC/ABS Polycarbonate/Acrylonitrile-butadiene-styrene

/pc.

Internal corner cover for changing the direction of Rapid 45 device installation trunking.

14 OBO Neuheiten 2016 / en / 01/03/2016 (LLExport_04360) / 01/03/2016

External corner

Type	Colour	Length mm	Pack. pcs	Weight kg/100 pcs.	Item No.
GA-AS53130EL	—	—	1	117,700	**6112 51 3**
GA-AS53130RW	Pure white	—	1	117,700	**6112 51 0**

Alu Aluminium
EL Anodised

/pc.

Outside corner 90° aluminium for changing the direction of device installation trunking Rapid 45-2 GA .....

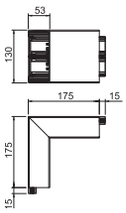



External corner cover

Type	Colour	Length mm	Pack. pcs	Weight kg/100 pcs.	Item No.
GK-AH53130AL	Aluminium	—	1	8,000	**6113 23 4**
GK-AH53130RW	Pure white	—	1	8,000	**6113 23 0**

PC/ABS Polycarbonate/Acrylonitrile-butadiene-styrene

/pc.

External corner cover for changing the direction of Rapid 45-2 device installation trunking. The fittings can be adjusted between 80–110°.

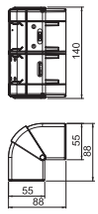



T piece adapter

Type	Colour	Length mm	Pack. pcs	Weight kg/100 pcs.	Item No.
GK-TR53130AL	Aluminium	—	1	3,200	**6113 30 4**
GK-TR53130RW	Pure white	—	1	3,200	**6113 30 0**

PC/ABS Polycarbonate/Acrylonitrile-butadiene-styrene

/pc.

T piece adapter to create a 90° -Abzweiges of the system size 53130 on the system size 53130.

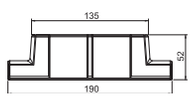



T piece adapter WDK 40060

Type	Colour	Length mm	Pack. pcs	Weight kg/100 pcs.	Item No.
GK-TA WDK 2AL	Aluminium	—	1	2,200	**6113 32 4**
GK-TA WDK 2RW	Pure white	—	1	2,200	**6113 32 0**

PC/ABS Polycarbonate/Acrylonitrile-butadiene-styrene

/pc.

T piece adapter to create a 90° -Abzweiges of the system size Rapid 45-2 53130 on a cable trunking WDK40060.

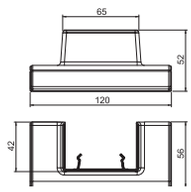



End piece

Type	Colour	Length mm	Pack. pcs	Weight kg/100 pcs.	Item No.
GK-E53130AL	Aluminium	—	1	2,700	**6113 28 4**
GK-E53130RW	Pure white	—	1	2,700	**6113 28 0**

PC/ABS Polycarbonate/Acrylonitrile-butadiene-styrene

/pc.

End piece for side closing of the Rapid 45-2 GK and GA 53130 device installation trunking.

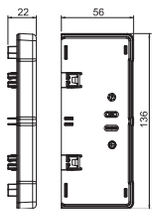



Cover

Type	Colour	Length mm	Pack. m	Weight kg/100 m	Item No.
GA-OT45EL	—	2000	20	47,450	**6112 41 3**
GA-OT45RW	Pure white	2000	20	47,450	**6112 41 0**

Alu Aluminium
EL Anodised

/m

Cover for closing the device installation trunking of the series Rapid 45-2 GA .... The 2-piece shell is made of a PVC-base profile and an aluminum screening profile.

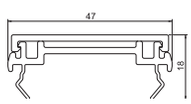



Joint cover



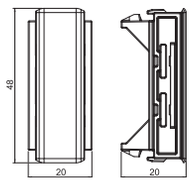

Type	Colour	Length mm	Pack. pcs	Weight kg/100 pcs.	Item No.
GK-OTSA45AL	Aluminium	–	6	0,550	**6113 03 4**
GK-OTSA45RW	Pure white	–	6	0,550	**6113 03 0**

PC/ABS Polycarbonate/Acrylonitrile-butadiene-styrene /pc.

Joint cover for the covers of the Rapid 45-2 device installation trunking to hide cut edges and provide a tidy connection to installed Modul 45 devices.

Partition



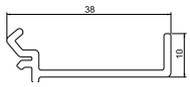

Type	Colour	Length mm	Pack. m	Weight kg/100 m	Item No.
GK-TW53	Light grey	2000	40	28,700	**6113 29 0**

PC/ABS Polycarbonate/Acrylonitrile-butadiene-styrene /m

Partition for mounting in Rapid 45-2 GK and GA device installation trunking for installing cables of different voltage levels.

Protective conductor connection bracket



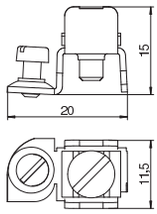

Type	Pack. pcs	Weight kg/100 pcs.	Item No.
8AWR	10	0,641	**6288 70 4**

St Steel /pc.
G Electrogalvanised

Protective conductor connection bracket to include steel and aluminium device installation trunking, service poles and system components of underfloor trunking systems in the protective measure.
Clamping area : 2 x 1.5 – 4 mm²

14 OBO Neuheiten 2016 / en / 01/03/2016 (LLExport_04360) / 01/03/2016

Device installation trunking Rapid 45-2, type GA-53165

Type	Colour	Length mm	Pack. m	Weight kg/100 m	Item No.
GA-53165EL	—	2000	6	370,750	**6112 60 3**
GA-53165RW	Pure white	2000	6	370,750	**6112 60 0**

Alu Aluminium
EL Anodised

/m

Aluminium device installation trunking, complete, comprising bottom and top part. The lower part is without base perforation.

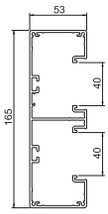



Trunking connector and joint cover

Type	Colour	Length mm	Pack. pcs	Weight kg/100 pcs.	Item No.
GK-KS45-1AL	Aluminium	—	6	0,580	**6113 02 4**
GK-KS45-1RW	Pure white	—	6	0,590	**6113 02 0**

PC/ABS Polycarbonate/Acrylonitrile-butadiene-styrene

/pc.

Joint cover for the bases of the Rapid 45-2 device installation trunking to hide cut edges and provide a perfect connection of the trunking segments. The joint covers are attached. Suitable for trunking width 100 mm and 165 mm.

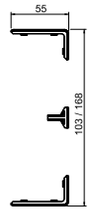



Flat angle

Type	Colour	Length mm	Pack. pcs	Weight kg/100 pcs.	Item No.
GA-FS53165EL	—	—	1	121,900	**6112 63 3**
GA-FS53165RW	Pure white	—	1	121,900	**6112 63 0**

Alu Aluminium
EL Anodised

/pc.

90° aluminium flat angle for direction change of Rapid 45-2 GA... device installation trunking.

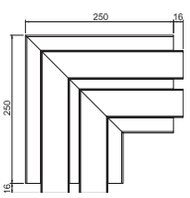



Flat angle cover

Type	Colour	Length mm	Pack. pcs	Weight kg/100 pcs.	Item No.
GK-FH53165AL	Aluminium	—	2	16,300	**6113 46 4**
GK-FH53165RW	Pure white	—	2	16,300	**6113 46 0**

PC/ABS Polycarbonate/Acrylonitrile-butadiene-styrene

/pc.

Flat angle as hood fitting for changing the direction of the Rapid 45-2 device installation trunking.

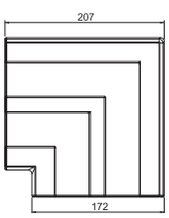



Internal corner

Type	Colour	Length mm	Pack. pcs	Weight kg/100 pcs.	Item No.
GA-IS53165EL	—	—	1	100,100	**6112 62 3**
GA-IS53165RW	Pure white	—	1	100,100	**6112 62 0**

Alu Aluminium
EL Anodised

/pc.

Corner 90° aluminium for changing the direction of device installation trunking Rapid 45-2 GA .....

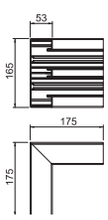



Internal corner cover

Type	Colour	Length mm	Pack. pcs	Weight kg/100 pcs.	Item No.
GK-IH53165AL	Aluminium	—	1	14,660	**6113 44 4**
GK-IH53165RW	Pure white	—	1	14,660	**6113 44 0**

PC/ABS Polycarbonate/Acrylonitrile-butadiene-styrene

/pc.

Internal corner cover for changing the direction of Rapid 45 device installation trunking.

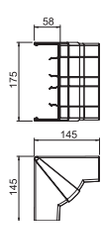



External corner



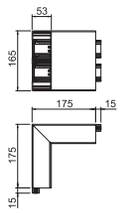

Type	Colour	Length mm	Pack. pcs	Weight kg/100 pcs.	Item No.
GA-AS53165EL	—	—	1	114,200	**6112 61 3**
GA-AS53165RW	Pure white	—	1	114,200	**6112 61 0**

Alu Aluminium
EL Anodised

/pc.

Outside corner 90° aluminum for changing the direction of device installation trunking Rapid 45-2 GA .....

External corner cover



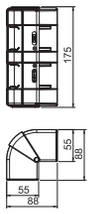

Type	Colour	Length mm	Pack. pcs	Weight kg/100 pcs.	Item No.
GK-AH53165AL	Aluminium	—	1	9,230	**6113 42 4**
GK-AH53165RW	Pure white	—	1	9,230	**6113 42 0**

PC/ABS Polycarbonate/Acrylonitrile-butadiene-styrene

/pc.

External corner cover for changing the direction of Rapid 45-2 device installation trunking. The fittings can be adjusted between 80–110°.

T piece adapter



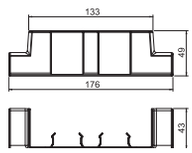

Type	Colour	Length mm	Pack. pcs	Weight kg/100 pcs.	Item No.
GK-TR53165AL	Aluminium	—	1	4,040	**6113 48 4**
GK-TR53165RW	Pure white	—	1	4,040	**6113 48 0**

PC/ABS Polycarbonate/Acrylonitrile-butadiene-styrene

/pc.

T piece adapter to create a 90° -Abzweiges of the system size 53165 on the system size 53165th

T piece adapter WDK 40060



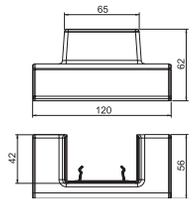

Type	Colour	Length mm	Pack. pcs	Weight kg/100 pcs.	Item No.
GK-TA WDK 1AL	Aluminium	—	1	2,500	**6113 31 4**
GK-TA WDK 1RW	Pure white	—	1	2,500	**6113 31 0**

PC/ABS Polycarbonate/Acrylonitrile-butadiene-styrene

/pc.

T piece adapter to create a 90° branch of the system size Rapid 45-2 53100 and 53165 on a cable trunking WDK40060.

End piece



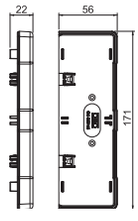

Type	Colour	Length mm	Pack. pcs	Weight kg/100 pcs.	Item No.
GK-E53165AL	Aluminium	—	1	3,240	**6113 47 4**
GK-E53165RW	Pure white	—	1	3,240	**6113 47 0**

PC/ABS Polycarbonate/Acrylonitrile-butadiene-styrene

/pc.

End piece for side closing of the Rapid 45-2 GK and GA 53165 device installation trunking.

Cover



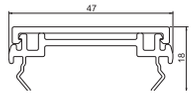

Type	Colour	Length mm	Pack. m	Weight kg/100 m	Item No.
GA-OT45EL	—	2000	20	47,450	**6112 41 3**
GA-OT45RW	Pure white	2000	20	47,450	**6112 41 0**

Alu Aluminium
EL Anodised

/m

Cover for closing the device installation trunking of the series Rapid 45-2 GA .... The 2-piece shell is made of a PVC-base profile and an aluminum screening profile.

14 OBO Neuheiten 2016 / en / 01/03/2016 (LLExport_04360) / 01/03/2016

Joint cover

Type	Colour	Length mm	Pack. pcs	Weight kg/100 pcs.	Item No.
GK-OTSA45AL	Aluminium	—	6	0,550	**6113 03 4**
GK-OTSA45RW	Pure white	—	6	0,550	**6113 03 0**

PC/ABS Polycarbonate/Acrylonitrile-butadiene-styrene /pc.

Joint cover for the covers of the Rapid 45-2 device installation trunking to hide cut edges and provide a tidy connection to installed Modul 45 devices.

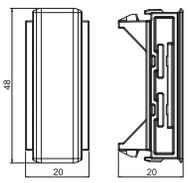



Partition

Type	Colour	Length mm	Pack. m	Weight kg/100 m	Item No.
GK-TW53	Light grey	2000	40	28,700	**6113 29 0**

PC/ABS Polycarbonate/Acrylonitrile-butadiene-styrene /m

Partition for mounting in Rapid 45-2 GK and GA device installation trunking for installing cables of different voltage levels.

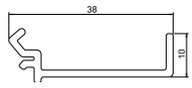



Protective conductor connection bracket

Type	Pack. pcs	Weight kg/100 pcs.	Item No.
8AWR	10	0,641	**6288 70 4**

St Steel /pc.
G Electrogalvanised

Protective conductor connection bracket to include steel and aluminium device installation trunking, service poles and system components of underfloor trunking systems in the protective measure.
Clamping area : 2 x 1.5 – 4 mm²

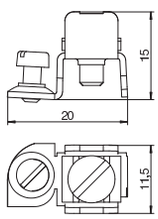



The new standard for cable routing with plastic trunking

OBO halogen-free cable routing systems protect people, the environment and property. All the products are made from high-quality PC/ABS (polycarbonate/acrylonitrile butadiene styrene). This material is one of the self-extinguishing plastics.

For safe cable routing, OBO can offer halogen-free WDKH wall and ceiling trunking, as well as halogen-free VKH wiring trunking for switching cabinet construction. A new feature of the product range is the Rapid 80 device installation trunking system GKH, which is completely halogen-free, along with all of its fittings. OBO makes the three cable routing systems available in all the standard dimensions. They are easy to mount and are sturdy, are produced to a high level of quality and are dimensionally stable.

Rapid 80 GKH halogen-free
Rapid 80 device installation trunking allows flexible and quick access to energy and data on the wall. It is primarily used in public facilities and offices.

WDKH halogen-free
OBO wall and ceiling trunking ensures safe cable routing. It can be used as wall or ceiling trunking.

VKH halogen-free
OBO wiring trunking from our Dahl system ensures tidy, clear wiring in a switching cabinet.

The safety aspects

- Low smoke creation
- Low toxicity of the smoke gases
- Scarcely any release of corrosive gases
- Perfectly suited to public areas

HALOGEN FREE



14 OBO Neuheiten 2016 / en / 01/03/2016 (LLExport_04360) / 01/03/2016

Device installation trunking, type GKH70130

Type	Colour	Length mm	Pack. m	Weight kg/100 m	Item No.
GKH-70130RW	Pure white	2000	8	121,000	**6114 20 0**

PC/ABS Polycarbonate/Acrylonitrile-butadiene-styrene /m

GKH device installation trunking made of halogen-free PC/ABS, suitable for direct wall mounting or on wall brackets. Fastening takes place using the perforation in the trunking. The GKH device installation trunking possesses a C profile on the floor to accept a plastic partition. All the switch programmes with a support ring and support clamp design as well as Modul 45 installation devices can be installed in the accessory mounting boxes of series 71GD.... The system opening is 76.5 mm. On each trunking length, a coupling pair is pre-assembled on one side.

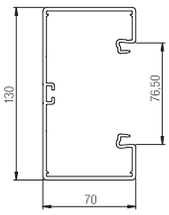



Coupling

Type	Colour	Pack. PU	Weight kg/100 PUs	Item No.
GK-KUP	Light grey	1	2,140	**6274 65 0**

ABS/ASA Acrylonitrile butadiene styrene /VPE

Coupling as trunking connector for tight connection of the trunking sections. A coupling pair is included and pre-mounted for each stock length.

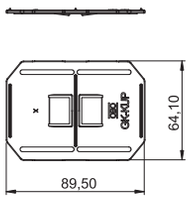



Accessory mounting box, single

Type	Item No.
71GD6	**6288 61 0**

PA Polyamide /pc.

Front locking accessory mounting box for switch systems, with folding, and also removable, base for time saving cable connection, with feed openings for cable diameters of up to 14 mm.

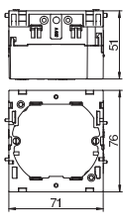



Accessory mounting box, double

Type	Item No.
71GD7	**6288 61 1**

PA Polyamide /pc.

Front locking accessory mounting box for standard switch ranges for the installation of two individual installation devices or a multiple power socket.

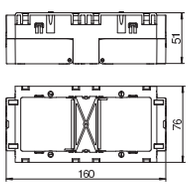



Strain relief

Type	Item No.
7ZE	**6288 79 0**

PA Polyamide /pc.

Strain relief with locking clips, suitable for the accessory mounting boxes 7GD... and 71GD... .

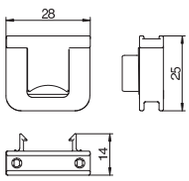



Trunking cover, smooth

Type	Colour	Length mm	Pack. m	Weight kg/100 m	Item No.
GKH-OTGRW	Pure white	2000	16	22,000	**6114 21 0**

PC/ABS Polycarbonate/Acrylonitrile-butadiene-styrene /m

Smooth trunking cover made of halogen-free PC/ABS, for closing device installation trunking with 80 mm system opening.

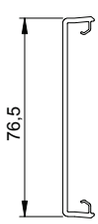



External corner cover, variable



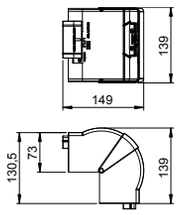

Type	Colour	Length mm	Pack. pcs	Weight kg/100 pcs.	Item No.
GK-AH70130RW	Pure white	130.5	1	16,100	**6274 41 0**

PC/ABS Polycarbonate/Acrylonitrile-butadiene-styrene /pc.

External corner cover made of halogen-free PC/ABS for changing the direction of Rapid 80 device installation trunking of the GK, GKH, GS and GA systems. The fittings can be variably adjusted between 80° and 100° and can be used in symmetrical and asymmetrical trunking.

External corner



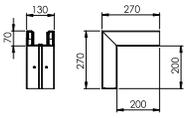

Type	Colour	Length mm	Pack. pcs	Weight kg/100 pcs.	Item No.
GKH-A70130RW	Pure white	—	1	100,000	**6114 22 0**

PC/ABS Polycarbonate/Acrylonitrile-butadiene-styrene /pc.

External corner made of halogen-free PC/ABS for changing the direction of the GKH device installation trunking.

External corner cover, smooth

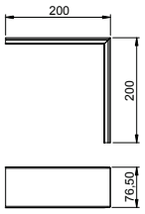

Type	Colour	Length mm	Pack. pcs	Weight kg/100 pcs.	Item No.
GKH-OTGARW	Pure white	—	2	7,500	**6114 23 0**

PC/ABS Polycarbonate/Acrylonitrile-butadiene-styrene /pc.

PC/ABS external corner cover, smooth surface.

Flat angle cover



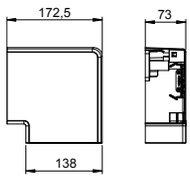

Type	Colour	Length mm	Pack. pcs	Weight kg/100 pcs.	Item No.
GK-FH70130RW	Pure white	172.5	1	17,100	**6274 42 0**

PC/ABS Polycarbonate/Acrylonitrile-butadiene-styrene /pc.

Flat angle cover fitting made of halogen-free PC/ABS for simple creation of a rising or falling 90° change of direction with device installation trunking of the series Rapid 80 GK, GKH, GS and GA. The flat angle cover fitting can be used for symmetrical and asymmetrical trunking types.

Flat angle



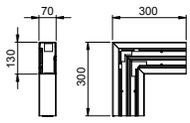

Type	Colour	Length mm	Pack. pcs	Weight kg/100 pcs.	Item No.
GKH-F70130RW	Pure white	—	1	66,000	**6114 24 0**

PC/ABS Polycarbonate/Acrylonitrile-butadiene-styrene /pc.

Flat angle made of halogen-free PC/ABS for changing the direction of the GKH device installation trunking.

Flat angle cover, smooth

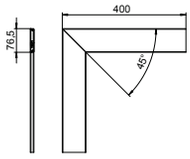

Type	Colour	Length mm	Pack. pcs	Weight kg/100 pcs.	Item No.
GKH-OTGFRW	Pure white	—	1	13,000	**6114 25 0**

PC/ABS Polycarbonate/Acrylonitrile-butadiene-styrene /pc.

Flat angle cover made of halogen-free PC/ABS.

14 OBO Neuheiten 2016 / en / 01/03/2016 (LLExport_04360) / 01/03/2016

Internal corner cover, variable

Type	Colour	Length mm	Pack. pcs	Weight kg/100 pcs.	Item No.
GK-IH70130RW	Pure white	145	1	14,900	**6274 44 0**

PC/ABS Polycarbonate/Acrylonitrile-butadiene-styrene /pc.

Internal corner cover made of halogen-free PC/ABS for changing the direction of Rapid 80 device installation trunking of the GK, GKH GS and GA systems. The fittings can be variably adjusted between 85° and 95° and can be used in symmetrical and asymmetrical trunking.

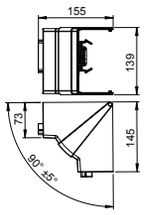



Internal corner

Type	Colour	Length mm	Pack. pcs	Weight kg/100 pcs.	Item No.
GKH-I70130RW	Pure white	—	1	90,000	**6114 26 0**

PC/ABS Polycarbonate/Acrylonitrile-butadiene-styrene /pc.

Internal corner made of halogen-free PC/ABS for changing the direction of the GKH device installation trunking.

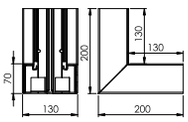



T piece

Type	Colour	Dimension a mm	Dim. b mm	Pack. pcs	Weight kg/100 pcs.	Item No.
GKH-T70130RW	Pure white	—	—	1	82,000	**6114 27 0**

PC/ABS Polycarbonate/Acrylonitrile-butadiene-styrene /pc.

T piece made of halogen-free PC/ABS for changing the direction of the GKH device installation trunking.

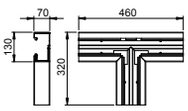



End piece

Type	Colour	Length mm	Pack. pcs	Weight kg/100 pcs.	Item No.
GKH-E70130RW	Pure white	—	1	4,600	**6114 28 0**

PC/ABS Polycarbonate/Acrylonitrile-butadiene-styrene /pc.

End piece made of halogen-free PC/ABS for closing the GKH device installation trunking.

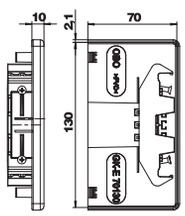



Partition

Type	Colour	Length mm	Pack. m	Weight kg/100 m	Item No.
GKH-TW70	Pure white	2000	40	14,000	**6114 29 0**

PC/ABS Polycarbonate/Acrylonitrile-butadiene-styrene /m

Partition made of halogen-free PC/ABS for mounting in Rapid 80 GKH (GA) device installation trunking or ISS service poles for installing cables of different voltage levels.

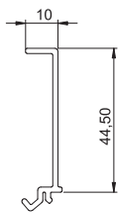



Trunking clamp

Type	Item No.
KL80A	**6288 64 0**

PA Polyamide /pc.

Trunking clamp for holding cables securely and for fastening the partition in Rapid 80 GK, GS and GA device installation trunking systems as well as in ISS service poles with a 76.5 system opening.

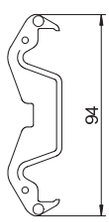



Device installation trunking, type GKH70170



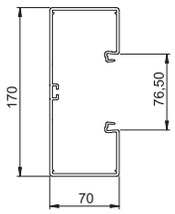

Type	Colour	Length mm	Pack. m	Weight kg/100 m	Item No.
GKH-70170RW	Pure white	2000	8	151,000	**6114 30 0**

PC/ABS Polycarbonate/Acrylonitrile-butadiene-styrene /m

GKH device installation trunking made of halogen-free PC/ABS, suitable for direct wall mounting or on wall brackets. Fastening takes place using the perforation in the trunking. The GKH device installation trunking possesses a C profile on the floor to accept a plastic partition. All the switch programmes with a support ring and support clamp design as well as Modul 45 installation devices can be installed in the accessory mounting boxes of series 71GD.... The system opening is 76.5 mm. On each trunking length, a coupling pair is pre-assembled on one side.

Coupling



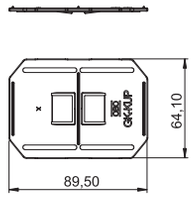

Type	Colour	Pack. PU	Weight kg/100 PUs	Item No.
GK-KUP	Light grey	1	2,140	**6274 65 0**

ABS/ASA Acrylonitrile butadiene styrene /VPE

Coupling as trunking connector for tight connection of the trunking sections. A coupling pair is included and pre-mounted for each stock length.

Accessory mounting box, single



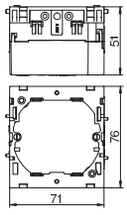

Type	Item No.
71GD6	**6288 61 0**

PA Polyamide /pc.

Front locking accessory mounting box for switch systems, with folding, and also removable, base for time saving cable connection, with feed openings for cable diameters of up to 14 mm.

Accessory mounting box, double



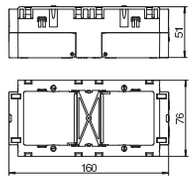

Type	Item No.
71GD7	**6288 61 1**

PA Polyamide /pc.

Front locking accessory mounting box for standard switch ranges for the installation of two individual installation devices or a multiple power socket.

Strain relief



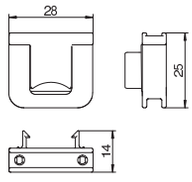

Type	Item No.
7ZE	**6288 79 0**

PA Polyamide /pc.

Strain relief with locking clips, suitable for the accessory mounting boxes 7GD... and 71GD... .

Trunking cover, smooth



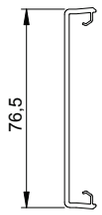

Type	Colour	Length mm	Pack. m	Weight kg/100 m	Item No.
GKH-OTGRW	Pure white	2000	16	22,000	**6114 21 0**

PC/ABS Polycarbonate/Acrylonitrile-butadiene-styrene /m

Smooth trunking cover made of halogen-free PC/ABS, for closing device installation trunking with 80 mm system opening.

14 OBO Neuheiten 2016 / en / 01/03/2016 (LLExport_04360) / 01/03/2016

External corner cover, variable

Type	Colour	Length mm	Pack. pcs	Weight kg/100 pcs.	Item No.
GK-AH70170RW	Pure white	130.5	1	18,500	**6274 61 0**

PC/ABS Polycarbonate/Acrylonitrile-butadiene-styrene /pc.

External corner cover made of halogen-free PC/ABS for changing the direction of Rapid 80 device installation trunking of the GK, GKH, GS and GA systems. The fittings can be variably adjusted between 80° and 100° and can be used in symmetrical and asymmetrical trunking.

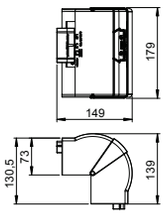



External corner

Type	Colour	Length mm	Pack. pcs	Weight kg/100 pcs.	Item No.
GKH-A70170RW	Pure white	—	1	119,000	**6114 32 0**

PC/ABS Polycarbonate/Acrylonitrile-butadiene-styrene /pc.

External corner made of halogen-free PC/ABS for changing the direction of the GKH device installation trunking.

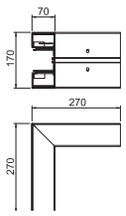



External corner cover, smooth

Type	Colour	Length mm	Pack. pcs	Weight kg/100 pcs.	Item No.
GKH-OTGARW	Pure white	—	2	7,500	**6114 23 0**

PC/ABS Polycarbonate/Acrylonitrile-butadiene-styrene /pc.

PC/ABS external corner cover, smooth surface.

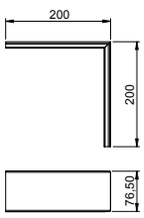

Flat angle cover

Type	Colour	Length mm	Pack. pcs	Weight kg/100 pcs.	Item No.
GK-FH70170RW	Pure white	212.5	1	21,600	**6274 62 0**

PC/ABS Polycarbonate/Acrylonitrile-butadiene-styrene /pc.

Flat angle cover fitting made of halogen-free PC/ABS for simple creation of a rising or falling 90° change of direction with device installation trunking of the series Rapid 80 GK, GKH, GS and GA. The flat angle cover fitting can be used for symmetrical and asymmetrical trunking types.

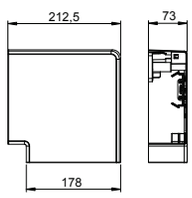



Flat angle

Type	Colour	Length mm	Pack. pcs	Weight kg/100 pcs.	Item No.
GKH-F70170RW	Pure white	—	1	73,000	**6114 34 0**

PC/ABS Polycarbonate/Acrylonitrile-butadiene-styrene /pc.

Flat angle made of halogen-free PC/ABS for changing the direction of the GKH device installation trunking.

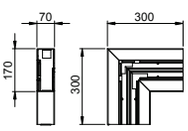



Flat angle cover, smooth

Type	Colour	Length mm	Pack. pcs	Weight kg/100 pcs.	Item No.
GKH-OTGFRW	Pure white	—	1	13,000	**6114 25 0**

PC/ABS Polycarbonate/Acrylonitrile-butadiene-styrene /pc.

Flat angle cover made of halogen-free PC/ABS.

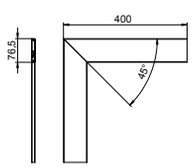

Internal corner cover, variable



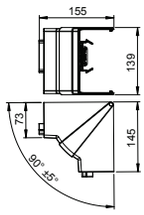

Type	Colour	Length mm	Pack. pcs	Weight kg/100 pcs.	Item No.
GK-IH70170RW	Pure white	145	1	16,300	**6274 64 0**

PC/ABS Polycarbonate/Acrylonitrile-butadiene-styrene /pc.

Internal corner cover made of halogen-free PC/ABS for changing the direction of Rapid 80 device installation trunking of the GK, GKH GS and GA systems. The fittings can be variably adjusted between 85° and 95° and can be used in symmetrical and asymmetrical trunking.

Internal corner



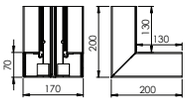

Type	Colour	Length mm	Pack. pcs	Weight kg/100 pcs.	Item No.
GKH-I70170RW	Pure white	—	1	100,000	**6114 36 0**

PC/ABS Polycarbonate/Acrylonitrile-butadiene-styrene /pc.

Internal corner made of halogen-free PC/ABS for changing the direction of the GK device installation trunking.

T piece



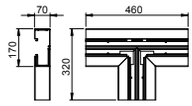

Type	Colour	Length mm	Pack. pcs	Weight kg/100 pcs.	Item No.
GKH-T70170RW	Pure white	—	1	96,000	**6114 37 0**

PC/ABS Polycarbonate/Acrylonitrile-butadiene-styrene /pc.

T piece made of halogen-free PC/ABS for changing the direction of the GKH device installation trunking.

End piece



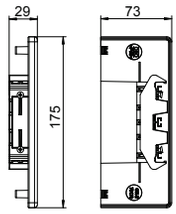

Type	Colour	Length mm	Pack. pcs	Weight kg/100 pcs.	Item No.
GKH-E70170RW	Pure white	—	1	4,000	**6114 38 0**

PC/ABS Polycarbonate/Acrylonitrile-butadiene-styrene /pc.

End piece made of halogen-free PC/ABS for closing the GKH device installation trunking.

Partition



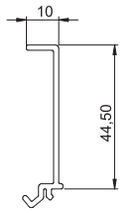

Type	Colour	Length mm	Pack. m	Weight kg/100 m	Item No.
GKH-TW70	Pure white	2000	40	14,000	**6114 29 0**

PC/ABS Polycarbonate/Acrylonitrile-butadiene-styrene /m

Partition made of halogen-free PC/ABS for mounting in Rapid 80 GKH (GA) device installation trunking or ISS service poles for installing cables of different voltage levels.

Trunking clamp



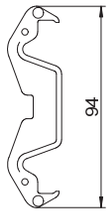

Type	Item No.
KL80A	**6288 64 0**

PA Polyamide /pc.

Trunking clamp for holding cables securely and for fastening the partition in Rapid 80 GK, GS and GA device installation trunking systems as well as in ISS service poles with a 76.5 system opening.

14 OBO Neuheiten 2016 / en / 01/03/2016 (LLExport_04360) / 01/03/2016



14 OBO Neuheiten 2016 / en / 01/03/2016 (LLExport_04360) / 01/03/2016

EGS product innovations

	**USB charging device**	140
	**Socket 0°, Italy, single**	141
	**Deskbox DBK**	142
	**Positioner for VH power supply units**	144

14 OBO Neuheiten 2016 / en / 01/03/2016 (LLExport_04360) / 01/03/2016

USB charging device



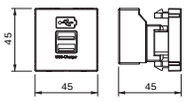

Type	Colour	Pack. pcs	Weight kg/100 pcs.	Item No.
MTG-2UC1.2 RW1	Pure white	1	5,500	**6105 29 1**
MTG-2UC1.2 SWGR1	Black-grey	1	5,500	**6105 29 3**
MTG-2UC1.2 AL1	Aluminium painted	1	5,500	**6105 29 5**

PC Polycarbonate /pc.

USB charging device with two USB type A sockets, for charging 1–2 mobile devices, maximum charging current 1x 1,200 mA or 2x 600 mA.

Socket 0°, Italy, single

Type	Colour	Pack. pcs	Weight kg/100 pcs.	Item No.
STD-IT0 RW0.5	Pure white	1	2,600	**6120 74 6**

PC Polycarbonate /pc.

Socket, single 0°, Italy P17/11, with increased touch protection, with screw terminals, 2-pin, 16 A, 250 V~.

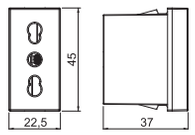



14 OBO Neuheiten 2016 / en / 01/03/2016 (LLExport_04360) / 01/03/2016

Deskbox DBK, 3 sockets



Type	Colour	Pack. pcs	Weight kg/100 pcs.	Item No.
DBK2-E3 D3S	—	1	133,860	**6116 80 0**

V2A Stainless steel, grade 304 /pc.

Foldable Deskbox with connection cable for fixed installation in a tabletop, housing made of brushed stainless steel with brush bar as cable outlet. It is mounted using a 195 x 157 mm installation opening in the tabletop.

Equipment:
- Three black protective contact sockets in 60° connection direction, incl. 3.0 m power cable with angular connector CEE 7/7.

Note: Can be used in tabletops of up to 50 mm thickness.

Deskbox DBK, 4 sockets



Type	Colour	Pack. pcs	Weight kg/100 pcs.	Item No.
DBK2-D3 D2S2K	—	1	178,800	**6116 80 2**

V2A Stainless steel, grade 304 /pc.

Foldable Deskbox with connection cable for fixed installation in a tabletop, housing made of brushed stainless steel with brush bar as cable outlet. It is mounted using a 195 x 157 mm installation opening in the tabletop.

Equipment:
- Two black protective contact sockets in 60° connection direction, incl. 3.0 m power cable with angular connector CEE 7/7.
- Two data technology couplings RJ45 to RJ45, 1:1 switched, Cat. 6 shielded.

Note: Can be used in tabletops of up to 50 mm thickness.

Deskbox DBK, 2 sockets, 2x RJ45 Cat. 6



Type	Colour	Pack. pcs	Weight kg/100 pcs.	Item No.
DBK2-E4 D4S	—	1	163,860	**6116 80 4**

V2A Stainless steel, grade 304 /pc.

Foldable Deskbox with connection cable for fixed installation in a tabletop, housing made of brushed stainless steel with brush bar as cable outlet. It is mounted using a 245 x 157 mm installation opening in the tabletop.

Equipment:
- Four black protective contact sockets in 60° connection direction, incl. 3.0 m power cable with angular connector CEE 7/7.

Note: Can be used in tabletops of up to 50 mm thickness.

Deskbox DBK, 3 sockets, 2x RJ45 Cat. 6



Type	Colour	Pack. pcs	Weight kg/100 pcs.	Item No.
DBK2-D4 D3S2K	—	1	163,860	**6116 80 6**

V2A Stainless steel, grade 304 /pc.

Foldable Deskbox with connection cable for fixed installation in a tabletop, housing made of brushed stainless steel with brush bar as cable outlet. It is mounted using a 245 x 157 mm installation opening in the tabletop.

Equipment:
- Three black protective contact sockets in 60° connection direction, incl. 3.0 m power cable with angular connector CEE 7/7.
- Two data technology couplings RJ45 to RJ45, 1:1 switched, Cat. 6 shielded.

Note: Can be used in tabletops of up to 50 mm thickness.

14 OBO Neuheiten 2016 / en / 01/03/2016 (LLExport_04360) / 01/03/2016

Deskbox DBK, 3 sockets, VGA, mini jack, 2x RJ45 Cat. 6

Type	Colour	Pack. pcs	Weight kg/100 pcs.	Item No.
DBK2-M5V D3S2K	–	1	278,000	**6116 80 8**

V2A Stainless steel, grade 304 /pc.



Foldable Deskbox with connection cable for fixed installation in a tabletop, housing made of brushed stainless steel with brush bar as cable outlet. It is mounted using a 295 x 157 mm installation opening in the tabletop.

Equipment:
- Three black protective contact sockets in 60° connection direction, incl. 3.0 m power cable with angular connector CEE 7/7.
- One VGA 15-pin HDD socket, incl. 3.0 m connection cable with connector.
- One audio jack socket 3.5 mm, incl. 3.0 m connection cable with connector.
- Two data technology couplings RJ45 to RJ45, 1:1 switched, Cat. 6 shielded.

Note: Can be used in tabletops of up to 50 mm thickness.

Deskbox DBK, 2 sockets, HDMI, 2x RJ45 Cat. 6

Type	Colour	Pack. pcs	Weight kg/100 pcs.	Item No.
DBK2-M4H D2S2K	–	1	173,760	**6116 81 0**

V2A Stainless steel, grade 304 /pc.



Foldable Deskbox with connection cable for fixed installation in a tabletop, housing made of brushed stainless steel with brush bar as cable outlet. It is mounted using a 245 x 157 mm installation opening in the tabletop.

Equipment:
- Two black protective contact sockets in 60° connection direction, incl. 3.0 m power cable with angular connector CEE 7/7.
- One HDMI 1.3 socket, including 3.0 m connection cable with connector.
- Two data technology couplings RJ45 to RJ45, 1:1 switched, Cat. 6 shielded.

Note: Can be used in tabletops of up to 50 mm thickness.

14 OBO Neuheiten 2016 / en / 01/03/2016 (LLExport_04360) / 01/03/2016

Positioner for VH power supply units



Type	Colour	Pack. pcs	Weight kg/100 pcs.	Item No.
VH-POS	Orange	1	80,000	**6109 88 7**

/pc.

Positioner for variable height adjustment of a VH power supply unit, support load between 0.5 and 6.0 kg, maximum cable draw-out 1.5 m.

14 OBO Neuheiten 2016 / en / 01/03/2016 (LLExport_04360) / 01/03/2016



14 OBO Neuheiten 2016 / en / 01/03/2016 (LLExport_04360) / 01/03/2016

UFS product innovations

	GES service outlets for dry-cleaned floors	150
	Universal support UT3 and cover plates	154
	Universal support UT4 and cover plates	156
	Accessories for universal supports UT3 and UT4	158
	Screed box and installation socket for GES R2	162
	Mounting plates	163
	Metal hinged lid for GES R2 floor socket	164
	Tube body for floor socket GES R2	165
	Blanking lid for floor socket GES R2	166
	Plastic lid for floor socket GES R2	167

14 OBO Neuheiten 2016 / en / 01/03/2016 (LLExport_04360) / 01/03/2016



GES service outlets

Service outlets supply workstations and other areas in the centre of the room with power and data connections via the floor. There are versions for dry and wet-care floors. Service outlets are suitable for installation in screed-flush and screed-covered underfloor systems, as well as in system floors.

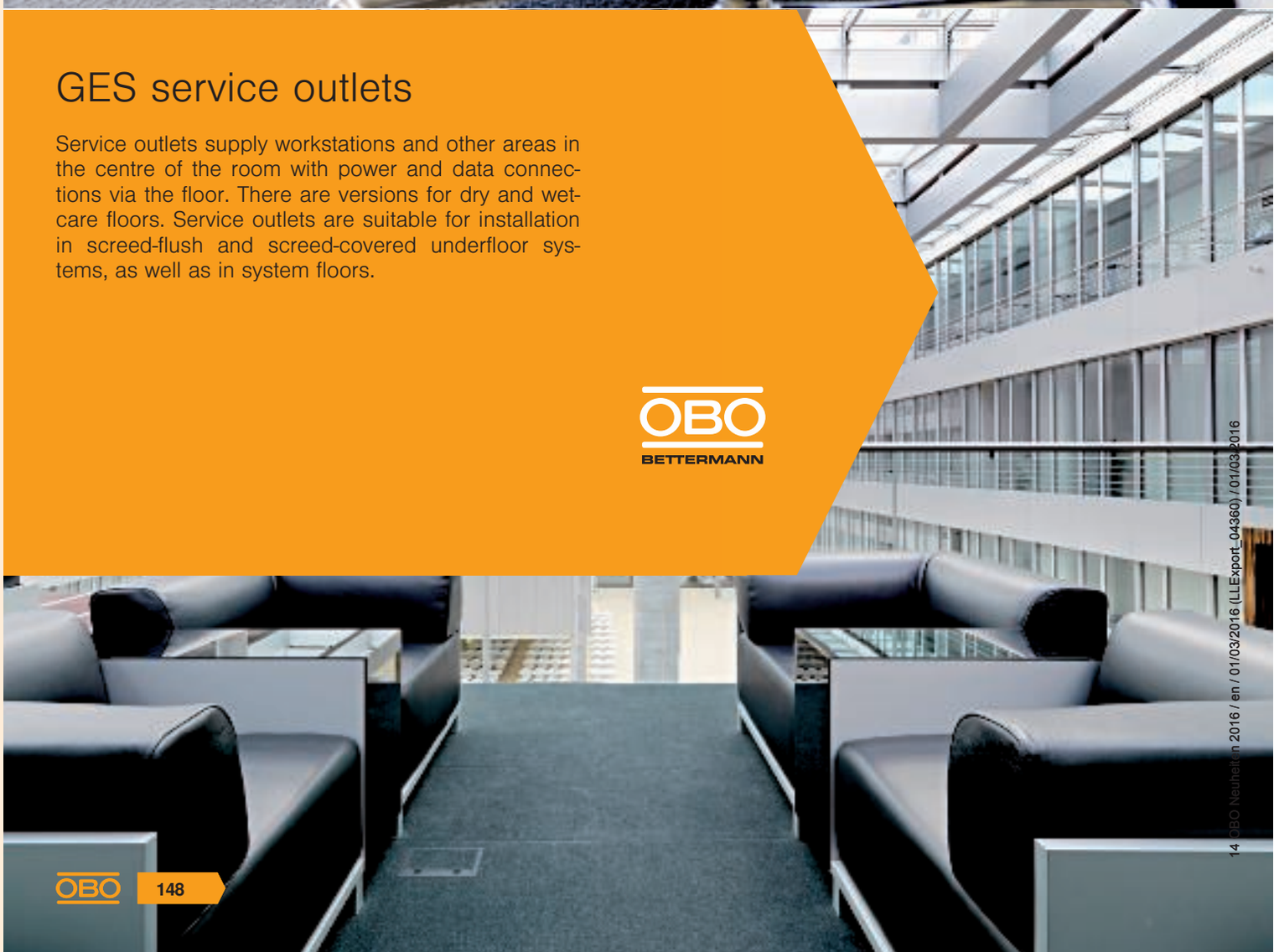

14 OBO Neuheiten 2016 / en / 01/03/2016 (LLExport_04360) / 01/03/2016

Various colours, shapes and sizes

The GES service outlets are available in round and rectangular versions. Plastic or metal are used as materials.
The plastic version is the tried-and-trusted solution for office installations. It is available in three colour variants. The metallic stainless steel or aluminium versions look refined and can carry an even greater load. Other solutions are available for areas with increased floor load requirements.



ACKERMANN
MADE BY OBO





GES9-3B service outlet with handle clamp



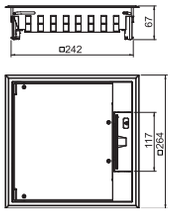

Type	Colour	Pack. pcs	Weight kg/100 pcs.	Item No.
GES9-3B U 7011	Iron grey	1	205,000	**7405 07 7**
GES9-3B U 9011	Graphite black	1	205,000	**7405 07 9**
GES9-3B U 1019	Grey-beige	1	205,000	**7405 08 1**

PC/ABS Polycarbonate/Acrylonitrile-butadiene-styrene /pc.

Up to 9 installation devices with 50 mm central plate can be inserted.

Service outlet with handle clamp for up to 12 individual Modul 45 devices in 3 UT4 universal supports, use in underfloor trunking systems and system floors.

Floor covering recess in the hinged lid pre-adjusted to 5 mm, if necessary adjustable to 10 mm.

GES9-3S service outlet with locking slider



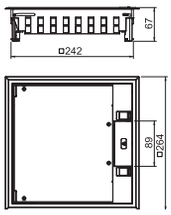

Type	Colour	Pack. pcs	Weight kg/100 pcs.	Item No.
GES9-3S U 7011	Iron grey	1	199,500	**7405 08 3**
GES9-3S U 9011	Graphite black	1	199,500	**7405 08 5**
GES9-3S U 1019	Grey-beige	1	199,500	**7405 08 7**

PC/ABS Polycarbonate/Acrylonitrile-butadiene-styrene /pc.

Up to 9 installation devices with 50 mm central plate can be inserted.

Service outlet with locking slider for up to 12 individual Modul 45 devices in 3 UT4 universal supports, use in underfloor trunking systems and system floors.

Floor covering recess in the hinged lid pre-adjusted to 5 mm, if necessary adjustable to 10 mm.

14 OBO Neuheiten 2016 / en / 01/03/2016 (LLExport_04360) / 01/03/2016



Solutions for device installation

The Ackermann made by OBO installation systems offer a wide range of options for device installation in service outlets and cassettes with a locking ladder. Power, data and multimedia connections can be combined as required and positioned at various heights in the locking ladder.

Four solutions are available for device installation:
- Universal support UT3 and UT4 for the installation of Modul 45 devices and standard installation devices with 50 mm central plate
- MTU mounting support for the integration of data and multimedia technology of various manufacturers
- MT45V module support for vertical installation of Modul 45 devices
- GT device support for the installation of CEE connection units

ACKERMANN MADE BY OBO



Universal support

14 OBO Neuheiten 2016 / en / 01/03/2016 (LLExport_04360) / 01/03/2016



Module support



CEE installation



Vertical installation



Universal support UT3, system length 165 mm



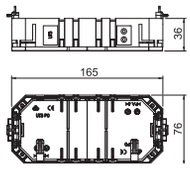

Type	Item No.
UT3	7408 72 1

PA Polyamide /pc.

Universal support with two strain reliefs for electrical installation in device installation units of nominal sizes 2, R4, 4, 6 and R7.

Cover plates should be ordered separately.

Universal support UT3, system length 165 mm



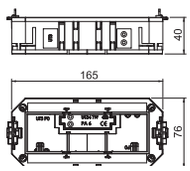

Type	Item No.
UT3 45 3	7408 72 3

PA Polyamide /pc.

Universal support with two strain reliefs, partition and UT 3 P3 cover plate for installation of 3 Modul 45 devices in device installation units of nominal sizes 2, R4, 4, 6 and R7.

Cover plate for universal support UT3, blank



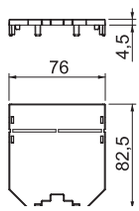

Type	Item No.
UT3 P0	7408 74 3

PA Polyamide /pc.

Cover plate, blank, for closing off unused installation space of the UT3 universal support.
Plate can be reduced to 61 mm are required.

Cover plate for universal support UT3, blank



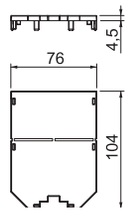

Type	Item No.
UT34 P0	7408 74 5

PA Polyamide /pc.

Cover plate, blank, for closing off unused installation space of the UT3 and UT4 universal support.
Plate can be reduced to 61 mm as required.

Cover plate for universal support UT3, Modul 45® installation opening



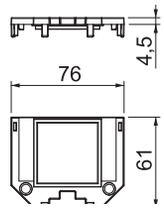

Type	Item No.
UT34 P1	7408 77 1

PA Polyamide /pc.

Cover plate for the installation of 1 Modul 45

Cover plate for universal support UT3, Modul 45® installation opening



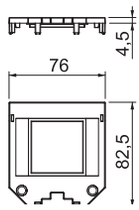

Type	Item No.
UT3 P1	7408 75 1

PA Polyamide /pc.

Cover plate for the installation of 1 Modul 45

14 OBO Neuheiten 2016 / en / 01/03/2016 (LLExport_04360) / 01/03/2016

Cover plate for universal support UT3, Modul 45® installation opening

Type	Item No.
UT34 P2	7408 77 3

PA Polyamide /pc.

Cover plate for the installation of 2 Modul 45

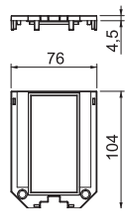



Cover plate for universal support UT3, Modul 45® installation opening

Type	Item No.
UT3 P3	7408 75 3

PA Polyamide /pc.

Cover plate for the installation of 3 Modul 45

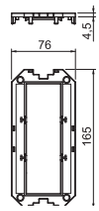



Cover plate for universal support UT3, round installation opening for EKR device

Type	Item No.
UT3 D1	7408 78 1

PA Polyamide /pc.

Cover plate for the installation of 1 installation device with 50 mm central plate

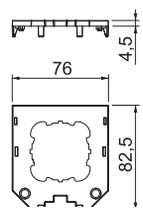



Cover plate for universal support UT3, with installation opening for EKR device, with screw fastening

Type	Item No.
UT34 D2	7408 78 5

PA Polyamide /pc.

Cover plate for the installation of 1 installation device with 50 mm central plate

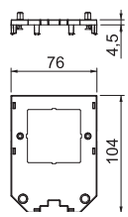



14 OBO Neuheiten 2016 / en / 01/03/2016 (LLExport_04360) / 01/03/2016

Universal support UT4, system length 208 mm



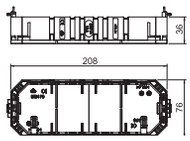

Type	Item No.
UT4	7408 72 5

PA Polyamide /pc.

Universal support with two strain reliefs for electrical installation in device installation units of nominal sizes R7, R9 and 9.

Cover plates should be ordered separately.

Universal support UT4, system length 208 mm



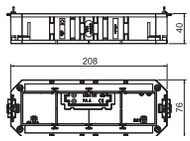

Type	Item No.
UT4 45 4	7408 72 7

PA Polyamide /pc.

Universal support with two strain reliefs, partition and UT 4 P4 cover plate for installation of 4 Modul 45 devices in device installation units of nominal sizes R7, R9 and 9.

Universal support with two strain reliefs, partition and UT 4 P4 cover plate for installation of 4 Modul 45 devices in OKB IT device supports.

Cover plate for universal support UT4, blank



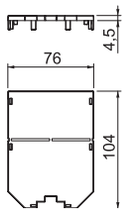

Type	Item No.
UT34 P0	7408 74 5

PA Polyamide /pc.

Cover plate, blank, for closing off unused installation space of the UT3 and UT4 universal support.
Plate can be reduced to 61 mm as required.

Cover plate for universal support UT4, Modul 45® installation opening



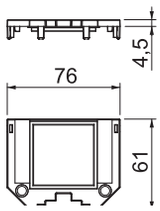

Type	Item No.
UT34 P1	7408 77 1

PA Polyamide /pc.

Cover plate for the installation of 1 Modul 45

Cover plate for universal support UT4, Modul 45® installation opening



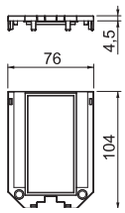

Type	Item No.
UT34 P2	7408 77 3

PA Polyamide /pc.

Cover plate for the installation of 2 Modul 45

Cover plate for universal support UT4, Modul 45® installation opening



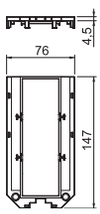

Type	Item No.
UT4 P3	7408 76 1

PA Polyamide /pc.

Cover plate for the installation of 3 Modul 45

14 OBO Neuheiten 2016 / en / 01/03/2016 (LLExport_04360) / 01/03/2016

Cover plate for universal support UT4, Modul 45® installation opening

Type	Item No.	
UT4 P4	7408 76 3	/pc.

PA Polyamide

Cover plate for the installation of 4 Modul 45

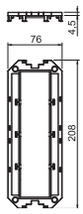



Cover plate for universal support UT4, round installation opening for EKR device

Type	Item No.	
UT34 D1	7408 78 3	/pc.

PA Polyamide

Cover plate for the installation of 1 installation device with 50 mm central plate

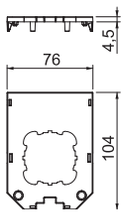



Cover plate for universal support UT4, with installation opening for EKR device, with screw fastening

Type	Item No.	
UT34 D2	7408 78 5	/pc.

PA Polyamide

Cover plate for the installation of 1 installation device with 50 mm central plate

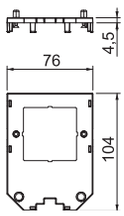



Cover plate for universal support UT4, with installation openings for 3 EKR devices

Type	Item No.	
UT4 D3	7408 78 9	/pc.

PA Polyamide

Cover plate for the installation of 3 installation devices with 50 mm central plate

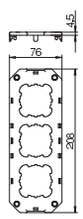



Partition



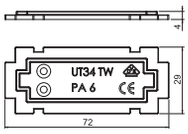

Type	Item No.
UT34 TW	7408 79 6

PA Polyamide /pc.

Partition for universal support to separate current types and circuits.

Mounting bridge



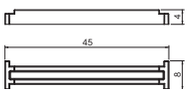

Type	Item No.
UT34 T	7408 79 4

PA Polyamide /pc.

Strain relief for data technology



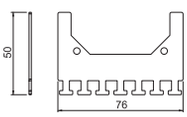

Type	Item No.
UT ZE	7407 85 1

St Steel /pc.
FS Strip-galvanised

For mounting on UT3 and UT4 universal supports when using Modul 45 data technology as strain relief of data connection cables

14 OBO Neuheiten 2016 / en / 01/03/2016 (LLExport_04360) / 01/03/2016



Modular structure

The GES R2 floor sockets offer the tried-and-trusted functions of the Ackermann made by OBO underfloor systems – now newly constructed and with an up to 100% larger installation compartment compared to the predecessor model GESRM2. This provides space for a double socket of the Modul 45 series and up to two data modules.

The modular structure as a screed socket, installation socket and service outlet allows simple configuration, according to the area of application.

Cover variants

The classic service outlet for the GES R2 floor socket is available in various designs.



Installation box

The installation socket is available empty or pre-equipped. The pre-equipped variant contains either a double socket or a free combination of two Modul 45 individual devices.

Screed box

The height-adjustable screed socket is used to accept the service outlet when the GES R2 floor socket is installed in the screed.



14 OBO Neuheiten 2016 / en / 01/03/2016 (LLExport 04360) / 01/03/2016

Areas of application

OBO GES R2 floor sockets are an ideal underfloor solution, when a discreet appearance, a high load capacity and varied functionality are required. Whether in the living room or in public areas – such as foyers, shopping malls or exhibition areas – the floor sockets stand out through their fine design and also add value to high-quality floor areas.

The installation socket of the GES R2 floor sockets is pre-equipped with two sockets. To the side of the socket, there is space for up to two connection sockets for data technology applications, as an option.

The floor sockets of the GES R2 series are available in various materials. The die-cast zinc variant is available surface-treated in the shades nickel, chrome, old copper and old brass.





- Ideally suited to wet-cleaned floors
- Withstands the highest loads
- In use around the world for decades

Screed box for GES R2



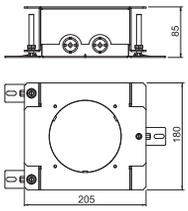

Type	Item No.
UD GES R2	7428 52 6

St Steel /pc.
FS Strip-galvanised

Height-adjustable screed socket for the installation of the installation socket of the GES R2 floor socket.
With 2x2 pre-marked entry openings for installation pipes (M20/M25).

Installation box, double, VDE



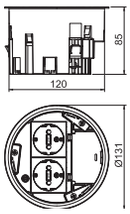

Type	Item No.
MT R2 VDE	7408 83 2

PA Polyamide /pc.

Installation socket for GES R2 floor socket for mounting in UD GES R2 screed box and in raised floor plates.

The scope of delivery contains a double protective contact socket (VDE). Up to two modular data sockets (Keystones) can be installed with optional mounting plate.

Installation box, double, NF



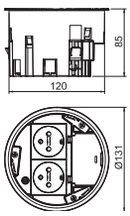

Type	Item No.
MT R2 NF	7408 83 4

PA Polyamide /pc.

Installation socket for GES R2 floor socket for mounting in UD GES R2 screed box and in raised floor plates.

The scope of delivery contains a double socket (NF). Up to two modular data sockets (Keystones) can be installed with optional mounting plate.

Installation socket, 1+1 empty



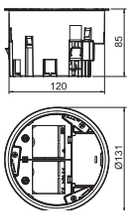

Type	Item No.
MT R2 1-1	7408 83 8

PA Polyamide /pc.

Installation socket for GES R2 floor socket for mounting in UD GES R2 screed box and in raised floor plates.

The scope of supply contains a partition and two cover plates for the installation of individual Modul 45 devices. Up to two modular data sockets (Keystones) can be installed with optional mounting plate.

14 OBO Neuheiten 2016 / en / 01/03/2016 (LLExport_04360) / 01/03/2016

Mounting plate for data technology, type A

Type	Item No.
MP R2 2A	**7408 80 2**

V2A Stainless steel, grade 304 /pc.

Mounting plate to accept two data connection modules of the following types: AMP TYCO: Standard 110Connect, SL series 110Connect and Toolless, AMP-Twist; Brand-Rex: unshielded; GG45; TKM RJ MOD; Nexans: LANmark with Adapter-Clip; Siemon CAT6; 3M K6 and K10.
Dimensions of a mounting opening in mm: 20.10 x 14.80.

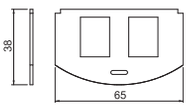



Mounting plate for data technology, type B

Type	Item No.
MP R2 2B	**7408 80 4**

V2A Stainless steel, grade 304 /pc.

Mounting plate to accept two connection modules for data connection modules of the following types BTR: E-DAT; Dätwyler: MS and MS-N; Kerpen: VarioKeystone.
Dimensions of a mounting opening in mm: 19.35/21.55 x 14.85.

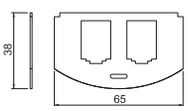



Mounting plate for data technology, type C

Type	Item No.
MP R2 2C	**7408 80 6**

V2A Stainless steel, grade 304 /pc.

Mounting plate to accept two data connection modules of the following types: Brand-Rex: shielded; EKU: E-Stone; Dätwyler: KS-T, MS-K and KU-T module; R&M: Snap-In and Keystone; Rutenbeck: UM and UMflex; SETEC: MKJ, UKJ and XKJ; Siemon TERA; Telegärtner: AMJ and UMJ.
Dimensions of a mounting opening in mm: 19.30 x 14.80.a

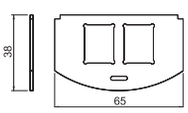



Mounting plate for data technology, type F

Type	Item No.
MP R2 2F	**7408 80 8**

V2A Stainless steel, grade 304 /pc.

Mounting plate to accept two data connection modules, type Avaya/Systimax: M series.
Dimensions of a mounting opening in mm: 17.40 x 16.60.

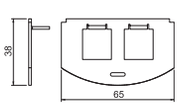



Mounting plate for data technology, type LE

Type	Item No.
MP 2R LE	**7408 81 0**

V2A Stainless steel, grade 304 /pc.

Mounting support to accept two data connection modules of the following types: LexCom 125 and 250.
Dimensions of a mounting opening in mm: 18.30 x 17.20.

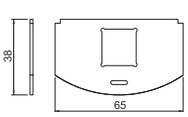





Hinged lid with locking slider for GES R2 floor socket for direct installation in the MT R2 installation socket. When closed, the floor socket fulfils the requirement of EN 50085-2-2 for wet-cleaned floors.

Hinged lid with locking slider



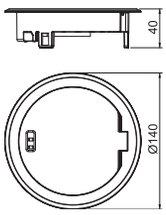

Type	Item No.	
GES R2 Ni	7408 85 0	
Zn Die-cast zinc N Nickel-plated		/pc.

Hinged lid with locking slider for GES R2 floor socket for direct installation in the MT R2 installation socket.
When closed, the floor socket can be wet-cleaned.

Hinged lid with locking slider



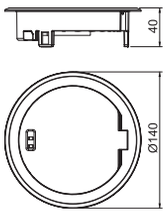

Type	Item No.	
GES R2 CuZn	7408 85 2	
Zn Die-cast zinc CuZn Brass-coated		/pc.

Hinged lid with locking slider for GES R2 floor socket for direct installation in the MT R2 installation socket.
When closed, the floor socket can be wet-cleaned.

Hinged lid with locking slider



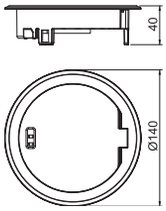

Type	Item No.	
GES R2 Cu	7408 85 4	
Zn Die-cast zinc Cu Copper-plated		/pc.

Hinged lid with locking slider for GES R2 floor socket for direct installation in the MT R2 installation socket.
When closed, the floor socket can be wet-cleaned.

Hinged lid with locking slider



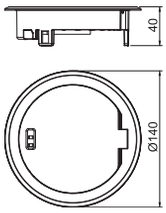

Type	Item No.	
GES R2 Cr	7408 85 6	
Zn Die-cast zinc CR Chrome-plated		/pc.

Hinged lid with locking slider for GES R2 floor socket for direct installation in the MT R2 installation socket.
When closed, the floor socket can be wet-cleaned.

14 OBO Neuheiten 2016 / en / 01/03/2016 (LLExport_04360) / 01/03/2016



Tube body with handle clamp for GES R2 floor socket for direct installation in the MT R2 installation socket. The tube body fulfils the requirements of EN 50085-2-2 for wet-cleaned floors, also when opened.

Tube body with handle clamp

Type	Item No.	
GES R2T Cr	**7408 86 6**	/pc.

Zn Die-cast zinc
CR Chrome-plated

Tube body with handle clamp for GES R2 floor socket for direct installation in the MT R2 installation socket.
The tube body fulfils the requirements of EN 50085-2-2 for wet-cleaned floors, also when opened.

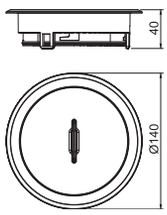



Tube body with handle clamp

Type	Item No.	
GES R2T Cu	**7408 86 4**	/pc.

Zn Die-cast zinc
Cu Copper-plated

Tube body with handle clamp for GES R2 floor socket for direct installation in the MT R2 installation socket.
The tube body fulfils the requirements of EN 50085-2-2 for wet-cleaned floors, also when opened.

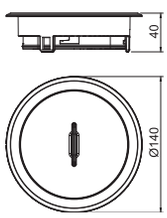



Tube body with handle clamp

Type	Item No.	
GES R2T CuZn	**7408 86 2**	/pc.

Zn Die-cast zinc
CuZn Brass-coated

Tube body with handle clamp for GES R2 floor socket for direct installation in the MT R2 installation socket.
The tube body fulfils the requirements of EN 50085-2-2 for wet-cleaned floors, also when opened.

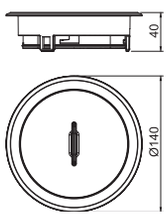



Tube body with handle clamp

Type	Item No.	
GES R2T Ni	**7408 86 0**	/pc.

Zn Die-cast zinc
N Nickel-plated

Tube body with handle clamp for GES R2 floor socket for direct installation in the MT R2 installation socket.
The tube body fulfils the requirements of EN 50085-2-2 for wet-cleaned floors, also when opened.

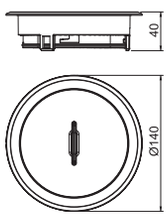





Blanking lid with Allen screw with locking slider for GES R2 floor socket for direct installation in the MT R2 installation socket. The lid exit can be used as a cable outlet. When closed, the floor socket fulfils the requirement of EN 50085-2-2 for wet-cleaned floors.

Service outlet, blank, with Allen



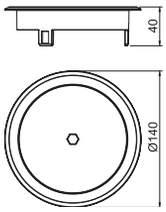

Type	Item No.	
GES R2B Ni	7408 87 0	/pc.

Zn Die-cast zinc
N Nickel-plated

Blanking lid with Allen screw with locking slider for GES R2 floor socket for direct installation in the MT R2 installation socket.
The lid exit can be used as a cable outlet.
When closed, the floor socket can be wet-cleaned.

Service outlet, blank, with Allen



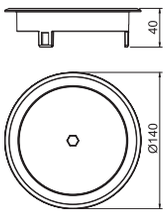

Type	Item No.	
GES R2B CuZn	7408 87 2	/pc.

Zn Die-cast zinc
CuZn Brass-coated

Blanking lid with Allen screw with locking slider for GES R2 floor socket for direct installation in the MT R2 installation socket.
The lid exit can be used as a cable outlet.
When closed, the floor socket can be wet-cleaned.

Service outlet, blank, with Allen



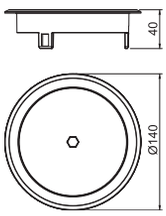

Type	Item No.	
GES R2B Cu	7408 87 4	/pc.

Zn Die-cast zinc
Cu Copper-plated

Blanking lid with Allen screw with locking slider for GES R2 floor socket for direct installation in the MT R2 installation socket.
The lid exit can be used as a cable outlet.
When closed, the floor socket can be wet-cleaned.

Service outlet, blank, with Allen



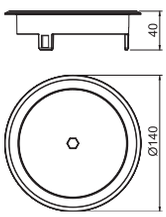

Type	Item No.	
GES R2B Cr	7408 87 6	/pc.

Zn Die-cast zinc
CR Chrome-plated

Blanking lid with Allen screw with locking slider for GES R2 floor socket for direct installation in the MT R2 installation socket.
The lid exit can be used as a cable outlet.
When closed, the floor socket can be wet-cleaned.

14 OBO Neuheiten 2016 / en / 01/03/2016 (LLExport_04360) / 01/03/2016



Hinged lid with cord outlet for GES R2 floor socket for direct installation in the MT R2 installation socket. For use in dry-cleaned floors.

Hinged lid with cord outlet

Type	Item No.
GES R2 9011	7405 08 4

PA Polyamide /pc.

Hinged lid with cord outlet for GES R2 floor socket for direct installation in the MT R2 installation socket.
For use in dry-cleaned floors.

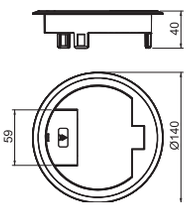



Hinged lid with cord outlet

Type	Item No.
GES R2 7011	7405 08 2

PA Polyamide /pc.

Hinged lid with cord outlet for GES R2 floor socket for direct installation in the MT R2 installation socket.
For use in dry-cleaned floors.

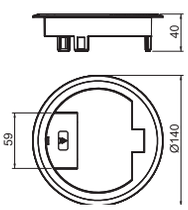



Service outlet, blank, without floor covering recess

Type	Item No.
GES R2B 7011	7405 08 6

PA Polyamide /pc.

Blanking lid with cord outlet for GES R2 floor socket for direct installation in the MT R2 installation socket.
For use in dry-cleaned floors.

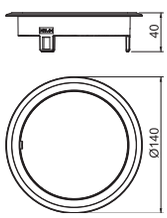



Service outlet, blank, without floor covering recess

Type	Item No.
GES R2B 9011	7405 08 8

PA Polyamide /pc.

Blanking lid with cord outlet for GES R2 floor socket for direct installation in the MT R2 installation socket.
For use in dry-cleaned floors.

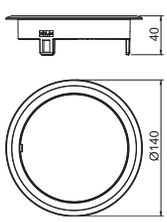





14 OBO Neuheiten 2016 / en / 01/03/2016 (LLExport_04360) / 01/03/2016

Directories



Alphabetical table of contents



Numeric directory



Type listing



Terms and conditions of sale and delivery 171

14 OBO Neuheiten 2016 / en / 01/03/2016 (LLExport_04360) / 01/03/2016



14 OBO Neuheiten 2016 / en / 01/03/2016 (LLExport_04360) / 01/03/2016

Terms and conditions of sale and delivery of the companies OBO Bettermann GmbH & Co. KG and OBO Bettermann Proje Systemtechnik GmbH, and OBO Befestigungselemente GmbH, Menden

1. All our supplies and services shall be governed exclusively by the following terms and conditions, including our additional terms and conditions for cable tray business transactions. Any terms and conditions of business and purchasing of the customer shall be valid only if we have acknowledged them in writing. Our quotations are without engagement; they are mere invitations to submit contract offers. Any and all transactions and agreements, including those entered into by our employees and agents shall only be binding upon our written confirmation or invoicing. The foregoing provision shall also apply to any modifications of the agreed formal requirements.

2. The documents and data pertaining to the quotation, such as illustrations, brochures, drawings, dimensions, loading capacity values and weight details are approximate only, unless they are expressly stipulated to be binding.

Samples are non-binding samples for inspection. Any purchase according to sample will be subject to customary deviations and deviations resulting from normal production processes. The properties of the sample shall be no guaranteed quality of the purchase object unless expressly stated otherwise in the confirmation of order. Samples must be returned to us at the latest within four weeks in perfect condition. If they are not returned within this period in proper condition, we shall be entitled to charge the purchase price for the sample in accordance with our current price list. All information on our products, in particular the illustrations, drawings, weight, dimension and performance data included in our quotations and printed matter shall be regarded as approximate average values and shall not represent any quality guarantee.

With regard to products made according to customer drawings, samples and other instructions of the customer, we will not provide any warranty nor assume any liability for the due and proper functioning of the product or for any other defects if and to the extent they are based upon the customer's specifications. The customer shall indemnify us from any third party claims, including claims for product liability as may be asserted against us for damages resulting from the products unless we have caused such damages by intent or gross negligence. The customer shall warrant that the manufacture and supply of products made in accordance with his instructions will not infringe any proprietary rights of third parties. Should any proprietary rights be asserted against us, we shall be entitled, without any legal review of the third party claims, to withdraw from the contract after hearing the customer, unless the third party withdraws the claims asserted against us under its proprietary rights within eight days by written declaration. The customer shall compensate us for any damage sustained as a result of the assertion of proprietary rights. In case of withdrawal, the work we have carried out so far shall be remunerated. Further rights under the statutory provisions shall not be affected thereby.

Any moulds, tools and design data produced by us for the execution of the order shall be our exclusive property. Unless expressly agreed otherwise, the customer shall not have any claims thereto, even if he has contributed to the costs of producing any such moulds, tools and design data.

3. The packing, shipping route and means of transportation shall be left to our discretion in the absence of any other agreements. They shall be charged at their cost price. We will take back undamaged cases, when being returned carriage paid, at 2/3 of the amount invoiced. The one-way or pool pallets used for transport shall be either exchanged upon taking delivery or returned. The smallest packing units stocked and listed may not be broken up for rationalisation reasons. In case of orders for different quantities, the nearest packing unit will be supplied.

We reserve the right to deviate from the agreed delivery quantity, in particular in the case of custom-made products, to a customary extent or in conformity with national or international standards. In case of a demand for adhering to a precise quantity, an express reference is necessary and subject to confirmation.

Master and call orders shall oblige the customer to accept the total quantity on which the master/call order is based. Where no particular call orders are specified in the contract, the total quantity of the master call order must be called within twelve months. If the customer fails to adhere to call deadlines, we shall be entitled to deliver and charge the total quantity in full after four weeks from written notice with reference to the consequences of any failure to call. Our rights arising from any default of the customer shall not be affected thereby.

4. Unless otherwise agreed, our prices are quoted ex works and do not include packing and insurance. The value added tax at the rate applicable on the date of dispatch will be added to our prices. The purchaser shall ensure the correctness of his VAT identification number, which he must notify to us immediately without being asked. He shall undertake to inform both us and the competent domestic tax authority without delay of any change in his name, address and VAT identification number.

Delivery shall be franco domicile within Germany, i.e. carriage and packing prepaid, if the net order value is in excess of € 1,200. For small orders below € 100 (net excluding value added tax), we shall invoice a lower quantity surcharge of € 10 (net) per order. Upon transfer of our supplies and services to a carrier or forwarding agent, at the latest upon their leaving our warehouse or supply plant, the risk shall pass to the recipient, even in case of deliveries free place of destination.

5. Delivery periods and delivery deadlines shall be approximate only unless we have expressly stated in writing that they are binding. Delivery periods shall commence upon receipt of our confirmation of order, but not before clarification of all execution details, ex place of delivery. The customer shall only be entitled to withdraw from the contract after having granted a reasonable extension of time. We reserve the right to make partial deliveries. Claims for damages and reimbursement of expenses - for any reason whatsoever - shall be subject to the provisions set out in article 10.

In the event of any circumstances that are beyond our control within the scope of normal operating risks and obstruct or make impracticable any delivery, we shall be entitled to suspend delivery by the duration of such obstruction plus a reasonable start-up period or to withdraw from the contract for the part not yet fulfilled. The purchaser can demand a statement from us as to whether we wish to deliver within a reasonable period or withdraw. If we fail to make such a statement, the purchaser may withdraw. Our notice to the purchaser shall be deemed to be sufficient evidence that we have been prevented from delivering.

Delivery time is extended in case of such events as labour disputes, strikes and lockouts, orders from the authorities, difficulties with the procurement of materials, spoiled work or post-processing, shutdowns and staff shortage as well as shortage of means of transport, and general occurrence of unforeseen events beyond our scope of influence, by the length of duration of these events.

6. Payments shall be made upon receipt of invoice less a 3% cash discount for payment within 10 days or net after 30 days from date of invoice. Erection work and all paid labour work must be paid within 10 days without deduction of any cash discount. In case of non-cash payments, the date of the credit note will be deemed to be the date of receipt of payment. Payments received shall always be credited first against costs, then against interest and then against the earliest liability. Cheques and bills of exchange shall only be accepted as means of payment.

Any payment by bill of exchange shall be subject to a prior separate and written agreement, whereby all bill costs shall be borne by the customer and no discount can be granted. The customer shall have no right to refuse performance and no right of retention - for any legal reason whatsoever - unless we have acknowledged his claim beforehand in writing or his claim has the force of law.

The customer shall only be entitled to set off claims which have the force of law, are undisputed or acknowledged by us in writing.

7. We shall retain title to the goods supplied by us until all our claims arising from our business transactions with the customer have been satisfied - current account clause - and all bills of exchange or cheques submitted for payment by the customer have been honoured.

Any treatment or processing of goods subject to our retention of title (reserved goods) shall be carried out for us as the manufacturer in accordance with § 950 BGB (German Civil Code) without any obligation on our part. If our reserved goods are to be regarded as the main item or the main item is owned by the customer, full title to the new item shall pass to us when it is created. In other cases, we shall acquire a co-ownership interest in the new item in the proportion of the sales value of our reserved goods to the other goods used for the new item at the time of processing, intermingling, joining or mixing. The customer shall take custody of our ownership or co-ownership interest free of charge; it shall be treated as reserved goods.

Before transfer of title, our goods shall be neither pledged nor assigned as collateral without our prior consent. In addition, any third party rights or pledges shall be notified to us immediately and we shall be given all details and provided all documents necessary for intervention; otherwise the customer must bear our loss. In the latter case, our total claims against the customer shall also be immediately payable.

The customer shall be entitled to sell or to use our reserved goods in the ordinary course of business subject to the condition that the relevant claims are transferred in accordance with article 8 below. This right shall lapse upon the customer's failure to promptly meet his payment obligations towards us or in the event of any cheque or bill protests or his suspension of payments. In such cases, we shall be entitled to take back the goods provisionally at the customer's expense and to sell them at our duly exercised discretion after a correspondin sent to the customer. We will then pass the due amount to the customer's credit.

8. If our goods are sold before payment of our claim, the customer shall be obliged to retair purchaser until the goods have been paid for in full by the purchaser. The claim arising agains such resale as well as any other ancillary rights or security interests of the customer resultir any claims for compensation in case of damage to or destruction of our reserved property, i insurance sum shall hereby be assigned to us. We hereby accept this assignment. Where terest is sold, the relevant claims shall be assigned in the amount corresponding to the value o The customer shall, at our request, inform us of his purchasers, notify them of the assignme us with any and all documents required to assert our rights.

As long as the customer meets his contractual obligations without delay, he shall be auth claims assigned. He shall keep the amounts collected on our behalf separately and remit them as soon and as far as our claims become due. The authorisation shall lapse in case of any ch the customer or his definite suspension of payments. The customer shall bear the costs incurre taken against third parties and shall advance them upon request.

If the security provided to us by the retention of title and the anticipatory assignment should be secured by more than 20%, we shall, at the customer's request, release paid supplies of o ment of all our claims by the customer, assigned claims shall pass to the customer.

9. Any complaints for obvious defects regarding the quantity or quality of our supplies and serv able upon careful inspection shall without delay, but at the latest within the period of limitatic arrival of the goods at the address of the customer or the person appointed by him, be notifie to our representatives. Slight deviations in dimensions and designs within the scope of defined shall not give rise to any right of complaint. Any rejected goods may only be returned to us with thorisation.

In case of justified complaints within the prescribed period, we shall, at our option, take reme subsequent performance, by rectifying the defect, supplying non-defective goods or providing lower value calculated.

We shall be entitled to refuse subsequent performance in accordance with the statutory pro subsequent performance, if any subsequent performance remains unsuccessful or if the custc onably expected to accept any subsequent performance, the latter shall be entitled to withdra compliance with the provisions of the following sentences. The customer shall only be entitled contract - where a withdrawal is not excluded by law - upon the unsuccessful expiry of a reaso sequent performance set by him, unless this period was not required under the statutory pro 2, 323 para. 2, 440, 441 para. 1 BGB (German Civil Code)).

In case of his withdrawal, the customer shall be liable for any deterioration, destruction or loss any negligence or intent on his part. Any claims for damages or reimbursement of expenses be subject to the provisions set out in article 10.

In the case of any fraudulent concealment of a defect or in the case of any provision of a qua goods sold at the time of the passing of risk within the meaning of § 444 BGB (German Civil C declaration that the object sold has a specific property at the time of the passing of risk and th less of any fault on his part, intends to be answerable for any and all consequences resulting f absence), the customer's rights shall be exclusively governed by the statutory provisions.

We shall - in addition to the statutory grounds for refusal - also be entitled to refuse subsequer as long as the customer fails to send us, at our request, the rejected goods or a sample therec have no right of withdrawal for any such refusal. We may further refuse any subsequent perf concerned have been altered or modified without our consent unless the customer can prove not caused by such alteration or modification.

The limitation period for any claims arising from defects shall be one year; in the case of goc used in accordance with their intended purpose for a building and have caused its defectiv period shall be two years. The provisions of §§ 478, 479 BGB (German Civil Code) on recours pliers shall not be affected thereby.

10. In the case of a pre-contractual, contractual or non-contractual breach of duty, including ur tortious conduct and producer's liability, we shall only be liable for compensatory damages a expenses - subject to further contractual or statutory liability requirements - in the case of inte or slightly negligent breach of a material contractual duty (contractual duty the infringement the fulfilment of the object of the contract). However - except in the case of intent - our liabil the typical contractual damage that was foreseeable at the time the contract was entered into.

The purchaser shall not be permitted to make a claim for expenses incurred in vain.

Except for any breach of material duties, our liability for slight negligence shall be excluded, bu ited to the amount of the purchase price.

Any claim asserted by the customer or a third party for payment of a contractual penalty shall b With regard to damages caused by delay, we shall only be liable for slight negligence up to the purchase price agreed with us.

The exclusions and limitations of liability set forth above shall not apply in the event that a gu respect to the quality of the object sold within the meaning of § 444 BGB (German Civil Code) lently concealed or in the event of injury to life, physical injury or injury to health, or strict liabili Product Liability Act.

Any and all claims for damages against us, for any legal reason whatsoever, shall become latest after one year from delivery of the goods to the customer, in the case of tortious liab knowledge, or grossly negligent ignorance, of the circumstances giving rise to the claim and pay damages. This provision shall not apply in the case of liability for intent and in the event th given for the quality of the object sold, in the case of fraudulent concealment of a defect or in life, physical injury or injury to health, or strict liability under the German Product Liability Act. periods shall take precedence.

11. We shall be entitled to process and store any customer data obtained with regard to or ir business relationship in accordance with the German Federal Data Protection Act, irrespec data is provided by the purchaser himself or by any third parties.

12. Place of performance for delivery and payment is Menden/Sauerland. The court of comp any and all disputes, including disputes with regard to bills of exchange and cheques, is the gericht) of Menden or, at our option, the District Court (Landgericht) of Arnsberg, irrespective c ject in dispute. We shall, however, also be entitled to take legal proceedings against the cus his registered office.

German law shall be exclusively applicable. The application of international purchase laws is h Should, for any reason whatsoever, individual provisions of our terms and conditions of sal valid, the validity and binding nature of the other provisions shall not be affected thereby. T that the invalid provision shall be replaced by a valid provision that comes as close as poss meaning of the invalid provision.

13. The prices of products made of brass and copper are subject to certain fluctuations that ar ant DEL listings. The prices of our brass articles are based on a DEL listing of € 150 for Ms 58 products on a DEL value for electrolyte copper of € 200.

In case of any increase or reduction in these prices by more than € 15, a five per cent surchar be made for each 15 points. The calculation of any such surcharges or deductions shall be b ing of the date of our receipt of the order.

Valid from November 2015

OBO Bettermann GmbH & Co. KG

PO Box 1120
58694 Menden

Customer Service Germany
Tel. +49 (0)2373 89-1700
Fax +49 (0)2373 89-1238
E-mail: export@obo.de

www.obo-bettermann.com

© OBO BETTERMANN Order no. 9181049 03/2016 EN



OBO BETTERMANN

2016 EN

Product innovations

OBO

14 OBO Product Innovations 2016

en

Bund

Bundle

Stand: 1/3/2016

LLExport_04360

Wenn LAGERLISTE:
Dann in Leaflet die Variabel "Lagerliste_JaNein"
auf Ja
und

Alle Variablen:

5_Lagerliste_JaNein ..... Nein
CID ..... DE
Kundenname .....
Kundenname_Tabellenkopf .....
Preis_ValAID .....
Rabattgruppen_JaNein ..... Nein
StandardVPE 1
SystemLogo .....
ZeileWerkstoffRabattJaNein ..... Ja
ZusText_Werkstoff_Lieferbar_auf_Anfrage_JaNein ..... Ja
_AbstandhalterHoehe 1,5

_EinzugUntenObenProdTabelle 0,7
_ListatbsValAIDAnschlussTabelle 377
_ListatbsValAIDBelastungsTabelle .....
_ListatbsValAIDEinbauTabelle 45521
_ListatbsValAIDMassTabelle .....
_ListatbsValAIDProdukttabelle 17898
_Preiseinheit_JaNein ..... Ja
_SchnittmarkenJaNein ..... Ja
_nichtFuerPrintstrukturVerwenden_Ja=1Nein=0 1
crossAct_Farbhinterlegung_JaNein ..... nein
imgpath ..... \\primpr1ng\bilder$\

Katalogdatei:
Q:\Bonowski\Neuheitenkatalog 2016\Neuheiten_2016_EN__LL11_Katalog 2016 2016 02 05.tsl