SIEMENS

Data sheet 3LD2003-1TP53



SENTRON, Switch disconnector 3LD, emergency switching-off switch, 3- pole, Iu: 16 A, operating power / at AC-23 A 400 V: 7.5 kW, front-mounted, 1 NC, 1 NO, rotary operating mechanism, Red / yellow, 4-hole mounting of the handle

Model	
Product brand name	SENTRON
Product designation	3LD Switch disconnector
Design of the product	EMERGENCY-STOP switch
Display version / for switch position indicator manual operation	1 ON - 0 OFF
Design of the operating mechanism	Short rotary knob
Design of handle	rotary operating mechanism, red/yellow
Type of the driving mechanism / motor drive	No

General technical data	
Number of poles	3
Type of device	fixed mounting
Type of switch	front mounted
Size of switch disconnector	1
Operating frequency / maximum	50 1/h

Voltage	
Insulation voltage / rated value	690 V
Surge voltage resistance / rated value	6 kV

Subject to change without notice
© Copyright Siemens

Protection class	
Protection class IP	IP65
Protection class IP / on the front	IP65

Dissipation	
Power loss [W]	
• for rated value of the current / at AC / in hot operating state / per pole	0.5 W

Electricity	
Current / at AC / rated value	16 A
Continuous current / rated value	16 A
Short-time current resistance (Icw) / at 690 V / limited to 1 s / rated value	340 A

Main circuit	
Operating frequency	
• initial value	50 Hz
• Full-scale value	60 Hz
Operating power	
• at AC-23 A / at 400 V / rated value	7.5 kW
• at AC-23 A / at 690 V / rated value	7.5 kW
• at AC-3 / at 400 V / rated value	5.5 kW
• at AC-3 / at 690 V / rated value	5.5 kW
Operating voltage	
• at AC / at 50/60 Hz / rated value	690 V

Auxiliary circuit	
Operating voltage / of auxiliary contacts / at AC / maximum	500 V
Continuous current / of the auxiliary contact / rated value	10 A
Insulation voltage / of the auxiliary switch / rated value	500 V

Suitability	
Suitability for use	
• Main switch	Yes
• switch disconnector	Yes
• EMERGENCY OFF switch	Yes
• safety switch	Yes
• maintenance/repair switch	Yes

Product details	
Product feature / interlock	Yes
Product extension / optional	
• motor drive	No

Subject to change without notice
© Copyright Siemens

• Voltage trigger	No

Connections

Type of electrical connection	
• for main current circuit	Box terminal
• for auxiliary contacts	connection terminals

Requirements

Design of the fuse link	
• for short-circuit protection of the main circuit / required	fuse gL/gG: 20 A
• for short-circuit protection of the auxiliary switch / required	fuse gL/gG: 10 A

Mechanical Design

Height	84 mm
Width	67 mm
Depth	92.5 mm
Mounting type	Built-in unit fixed-mounted version
Mounting type	
• front mounting with 4-hole attachment	Yes
• front mounting with central attachment	No
• rail mounting	No
Net weight	215 g

Environmental conditions

Ambient temperature	
• during operation / minimum	-25 °C
• during operation / maximum	55 °C

Certificates

Reference identifier	
• acc. to DIN EN 61346-2	S
• acc. to DIN EN 81346-2	SF

Subject to change without notice
© Copyright Siemens

General Product Approval					Declaration of Conformity
CCC	CSA	UL	VDE	Miscellaneous	EG-Konf.

Test Certificates	Shipping Approval	other	
Special Test Certificate	LRS	Environmental Confirmations	Miscellaneous

Further information

Information- and Downloadcenter (Catalogs, Brochures,…)
http://www.siemens.com/lowvoltage/catalogs

Industry Mall (Online ordering system)
https://mall.industry.siemens.com/mall/en/en/Catalog/product?mlfb=3LD2003-1TP53

Service&Support (Manuals, Certificates, Characteristics, FAQs,...)
https://support.industry.siemens.com/cs/ww/en/ps/3LD2003-1TP53

Image database (product images, 2D dimension drawings, 3D models, device circuit diagrams, ...)
http://www.automation.siemens.com/bilddb/cax_en.aspx?mlfb=3LD2003-1TP53

CAx-Online-Generator
http://www.siemens.com/cax

Tender specifications
http://www.siemens.com/specifications

Subject to change without notice
© Copyright Siemens

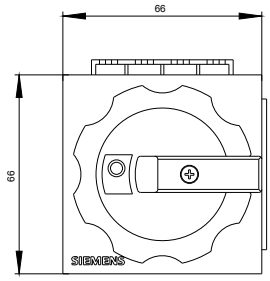

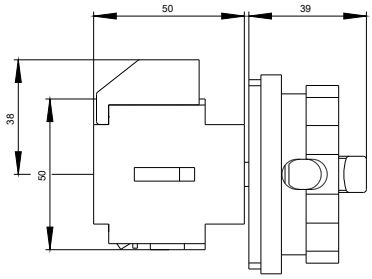

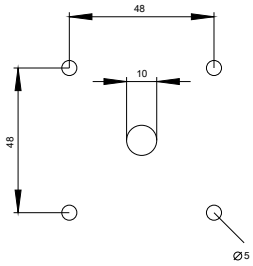

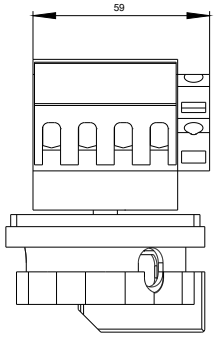

© Copyright Siemens

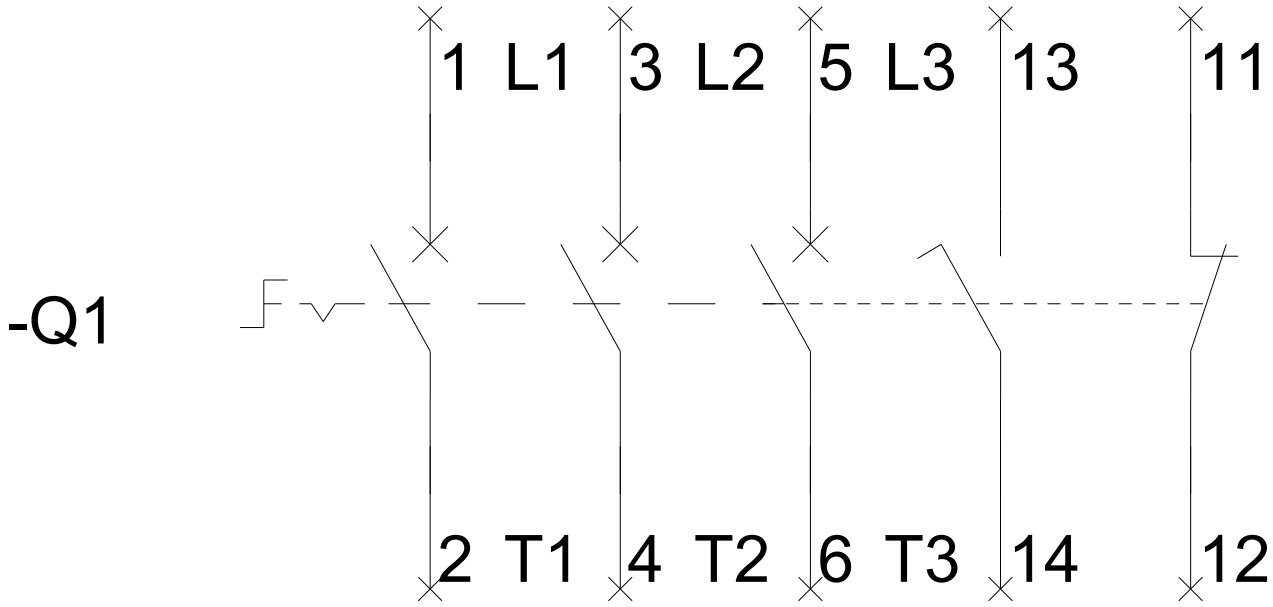

Subject to change without notice
© Copyright Siemens

-CI

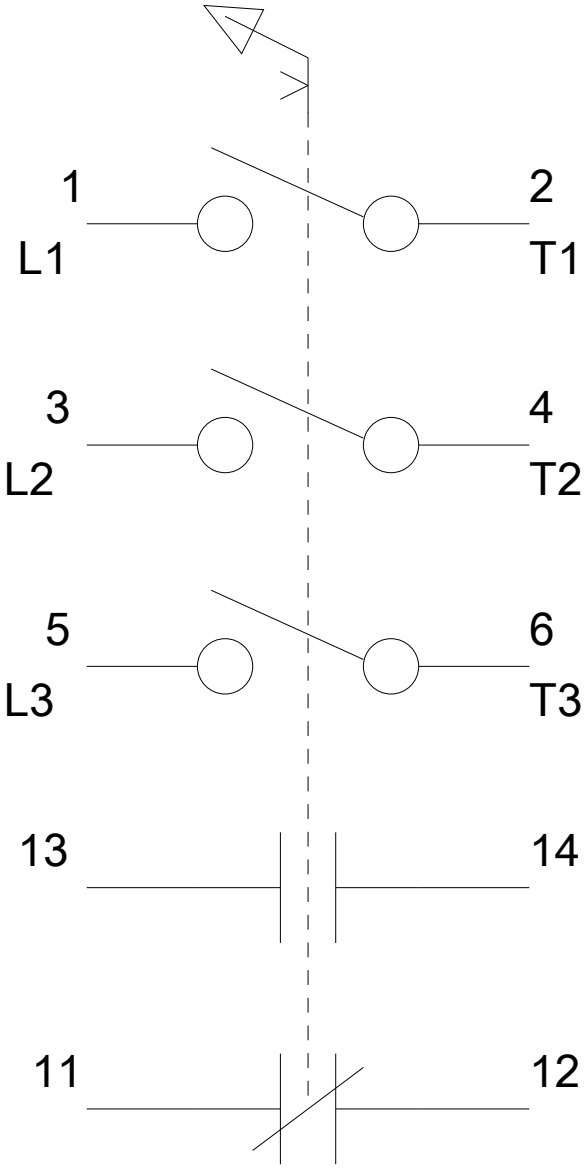

Subject to change without notice
© Copyright Siemens

Subject to change without notice
© Copyright Siemens