Fuse bases

Advantages

PK fuse bases with ceramic insulation for NH fuses are suitable for surface mounting on mounting plates and can be used in combination with NH fuse-links according to DIN VDE 0636-2/IEC 60269-2 as well as solid links.

They offer a compact and simple solution for application of fuses as protective elements in low voltage distribution boards and are characterized by silver plated contacts, in-house developed technical ceramic materials with high thermal resistance and a broad range of connections.

PK fuse bases are available in sizes 00 to 3, in 1-pole and 3-pole version. The range comes with accessories including protection barriers, IP20 finger safe protection kits and neutral links, which, along with the possibility of attaching additional poles, provides an optimal solution for every application.

Rated for fuse-links with breaking capacity up to 200 kA.

Ratings:
Rated voltage: 690 V a.c.
Rated currents: 160 A - 630 A

Standards:
IEC 60269-2
DIN VDE 0636-2
DIN 43620

As one of the leading producers of technical ceramics for fuse applications we have developed a range of extremely reliable thermosetting materials with high thermal resistance, dimensional stability and superior resistance to tracking.



Sturdy and compact IP 20 protection kits.

Galvanically silver plated contacts, providing ideal contact characteristics.

We offer one- and two-cable terminals with a broad range of available connections:
- flat terminals
- clip terminals
- prism clamps
- V shaped clamps

P00, P1, P2, P3

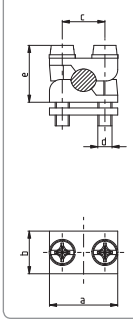

2P00, 2P1, 2P2, 2P3

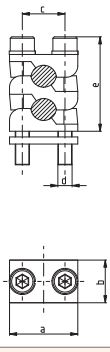

2xM6, S12

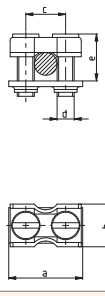

M8, M10, M12

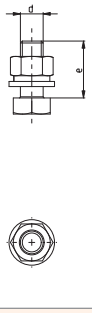

V sponka

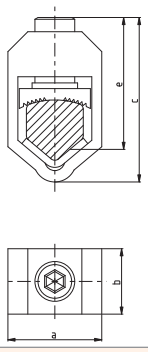

PK Fuse Bases with Ceramic Insulation sizes 00 to 3

Rated voltage
690 V

1-pole fuse base size 00

Type	I_n [A]	Code No.	Weight [g/pc]	Packaging [pcs]
PK 00 M8-M8 1p S	160	004123000	173	3
PK 00 2M6-2M6 1p S	160	004123001	173	3
PK 00 M8-2M6 1p S	160	004123002	173	3
PK 00 M8-P00 1p S	160	004123003	190	3
PK 00 M8-2P00 1p S	160	004123004	205	3
PK 00 P00-P00 1p S	160	004123005	205	3
PK 00 P00-2P00 1p S	160	004123006	219	3
PK 00 2P00-2P00 1p S	160	004123007	233	3
PKI 00 M8-M8 1p S	160	004123011	213	3
PKI 00 2M6-2M6 1p S	160	004123012	213	3
PKI 00 M8-2M6 1p S	160	004123013	213	3
PKI 00 M8-P00 1p S	160	004123014	230	3
PKI 00 M8-2P00 1p S	160	004123015	245	3
PKI 00 P00-P00 1p S	160	004123016	245	3
PKI 00 P00-2P00 1p S	160	004123017	259	3
PKI 00 2P00-2P00 1p S	160	004123018	273	3
PKIP 00 M8-M8 1p S	160	004123021	223	3
PKIP 00 2M6-2M6 1p S	160	004123022	223	3
PKIP 00 M8-2M6 1p S	160	004123023	223	3
PKIP 00 M8-P00 1p S	160	004123024	240	3
PKIP 00 M8-2P00 1p S	160	004123025	255	3
PKIP 00 P00-P00 1p S	160	004123026	255	3
PKIP 00 P00-2P00 1p S	160	004123027	269	3
PKIP 00 2P00-2P00 1p S	160	004123028	283	3

PK basic version
PKI fuse base with terminal covers
PKIP fuse base with terminal covers and fuse cover



1-pole fuse base PK 1, 2, 3

Tipus	I_n [A]	Code No.	Weight [g/pc]	Packaging [pcs]
PK 1 M10-M10 1p S	250	004123100	603	3
PK 1 M10-S12 1p S	250	004123101	595	3
PK 1 S12-S12 1p S	250	004123102	587	3
PK 1 M10-P1 1p S	250	004123103	665	3
PK 1 M10-2P1 1p S	250	004123104	715	3
PK 1 P1-P1 1p S	250	004123105	727	3
PK 1 P1-2P1 1p S	250	004123106	777	3
PK 1 2P1-2P1 1p S	250	004123107	827	3
PK 2 M10-M10 1p S	400	004123200	840	3
PK 2 M10-S12 1p S	400	004123201	833	3
PK 2 S12-S12 1p S	400	004123202	825	3
PK 2 M10-P2 1p S	400	004123203	963	3
PK 2 M10-2P2 1p S	400	004123204	1029	3
PK 2 P2-P2 1p S	400	004123205	1085	3
PK 2 P2-2P2 1p S	400	004123206	1151	3
PK 2 2P2-2P2 1p S	400	004123207	1217	3
PK 3 M12-M12 1p S	630	004123300	1106	3
PK 3 M12-P3 1p S	630	004123301	1265	3
PK 3 M12-2P3 1p S	630	004123302	1360	3
PK 3 P3-P3 1p S	630	004123303	1424	3
PK 3 P3-2P3 1p S	630	004123304	1519	3
PK 3 2P3-2P3 1p S	630	004123305	1614	3



*Terminal covers and fuse covers sold separately

Technical data on page 590



3-pole fuse base size 00

Type	I_n [A]	Code No.	Weight [g/pc]	Packaging [pcs]
PK 00 M8-M8 3p S	160	004132100	558	1
PK 00 2M6-2M6 3p S	160	004132101	563	1
PK 00 M8-2M6 3p S	160	004132102	560	1
PK 00 M8-P00 3p S	160	004132103	608	1
PK 00 M8-2P00 3p S	160	004132104	651	1
PK 00 P00-P00 3p S	160	004132105	658	1
PK 00 P00-2P00 3p S	160	004132106	700	1
PK 00 2P00-2P00 3p S	160	004132107	743	1
PKI 00 M8-M8 3p S	160	004132111	675	1
PKI 00 2M6-2M6 3p S	160	004132112	680	1
PKI 00 M8-2M6 3p S	160	004132113	677	1
PKI 00 M8-P00 3p S	160	004132114	725	1
PKI 00 M8-2P00 3p S	160	004132115	768	1
PKI 00 P00-P00 3p S	160	004132116	775	1
PKI 00 P00-2P00 3p S	160	004132117	817	1
PKI 00 2P00-2P00 3p S	160	004132118	860	1
PKIP 00 M8-M8 3p S	160	004132121	704	1
PKIP 00 2M6-2M6 3p S	160	004132122	709	1
PKIP 00 M8-2M6 3p S	160	004132123	706	1
PKIP 00 M8-P00 3p S	160	004132124	754	1
PKIP 00 M8-2P00 3p S	160	004132125	797	1
PKIP 00 P00-P00 3p S	160	004132126	804	1
PKIP 00 P00-2P00 3p S	160	004132127	846	1
PKIP 00 2P00-2P00 3p S	160	004132128	889	1

PK basic version with protective barriers

PKI fuse base with terminal covers

PKIP fuse base with terminal covers and fuse covers



3-pole fuse base PK 1, 2, 3

Type	I_n [A]	Code No.	Weight [g/pc]	Packaging [pcs]
PK 1 M10-M10 3p S	250	004132200	1809	1
PK 1 M10-S12 3p S	250	004132201	1785	1
PK 1 S12-S12 3p S	250	004132202	1761	1
PK 1 M10-P1 3p S	250	004132203	1995	1
PK 1 M10-2P1 3p S	250	004132204	2145	1
PK 1 P1-P1 3p S	250	004132205	2181	1
PK 1 P1-2P1 3p S	250	004132206	2331	1
PK 1 2P1-2P1 3p S	250	004132207	2481	1
PK 2 M10-M10 3p S	400	004132300	2520	1
PK 2 M10-S12 3p S	400	004132301	2499	1
PK 2 S12-S12 3p S	400	004132302	2475	1
PK 2 M10-P2 3p S	400	004132303	2889	1
PK 2 M10-2P2 3p S	400	004132304	3087	1
PK 2 P2-P2 3p S	400	004132305	3255	1
PK 2 P2-2P2 3p S	400	004132306	3453	1
PK 2 2P2-2P2 3p S	400	004132307	3651	1
PK 3 M12-M12 3p S	630	004132400	3318	1
PK 3 M12-P3 3p S	630	004132401	3795	1
PK 3 M12-2P3 3p S	630	004132402	4080	1
PK 3 P3-P3 3p S	630	004132403	4272	1
PK 3 P3-2P3 3p S	630	004132404	4557	1
PK 3 2P3-2P3 3p S	630	004132405	4824	1

PK basic version with protective barriers



*Terminal covers and fuse covers sold separately

Technical data on page 590

Accessories			
Type	Code No.	Weight [g/pc]	Packaging [pcs]
Terminal covers			
ZP PT 00-1	004129010	20	6
ZP PT 1-1	004129012	47,5	6
ZP PT 2-1	004129013	62	6
ZP PT 3-1	004129014	73,5	6
Fuse covers			
PZP PT 00-1	004129020	9,5	6
PZP PT 1-1	004129022	25	6
PZP PT 2-1	004129023	36,5	6
PZP PT 3-1	004129024	45	6
Protective barriers			
PR PK00 S	004941320	17	20
PR PK1 S	004941321	47	20
PR PK2 S	004941322	56	20
PR PK3 S	004941323	62	20









Neutral terminal base / Earth clamp				
Type	I_n [A]	Code No.	Weight [g/pc]	Packaging [pcs]
PK 00/0 M8-2M5 S	160	004941410	187	3
PK 1 M10-M10 S	250	004941411	635	3
PK 2 M10-M10 S	400	004941412	1016	3
PK 3 M12-M12 S	630	004941413	1066	3



1-pole fuse base PK 0, 4				
Type	I_n [A]	Code No.	Weight [g]	Packaging [pcs]
PK 0 M8 - 2 x M6	160	004122009	258	3/90
PK 0 M8 - M8	160	004122002	258	3/90
PK 02 x M6 - 2 x M6	160	004122008	258	3/90
PK 4	1250	004122006	3030	1/7

3-pole fuse base PK 0				
Type	I_n [A]	Code No.	Weight [g]	Packaging [pcs]
PK 0/3 M8 - 2 x M6	160	004132007	650	1/18
PK 0/3 M8 - M8	160	004132002	650	1/18
PK 0/3 2xM6 - 2xM6	160	004132016	650	1/18



Technical data on page 590

Plastic fuse bases type PT size 00 to 3

Rated voltage
690 V

Advantages

Plastic fuse bases PT for NH fuses are suitable for screw mounting / surface mounting on mounting plates or mounting on DIN-rails, and can be used in combination with NH fuse-links according to DIN VDE 0636-2/IEC 60269-2 as well as solid links.

They offer a compact and simple solution for application of fuses as protective elements in low voltage distribution boards and are characterized by silver plated contacts and a broad range of connections.

PT fuse bases are available in sizes 00 to 3, in 1-pole and 3-pole version. The range comes with accessories including protection barriers, IP20 finger safe protection kits and neutral links, which, along with the possibility of attaching additional poles, provides an optimal solution for every application.

Rated for fuse-links with breaking capacity up to 120 kA.

Ratings:
Rated voltage: 690 V a.c.
Rated current: 160 A - 630 A

Standards:
IEC 60269-2
DIN VDE 0636-21 & 201
DIN 43620



Possibility of linking more than 3 poles together using dividing partitions.

Possibility of screw mounting or mounting on DIN-rail.

Sturdy and compact IP 20 protection kits.

Galvanically silver plated contacts, providing ideal contact characteristics .

We offer one- and two-cable terminals with a broad range of available connections:
- flat terminals
- clip terminals
- prism clamps
- V shaped clamps

P00, P1, P2, P3

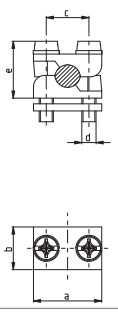

2P00, 2P1, 2P2, 2P3

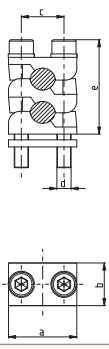

2xM6, S12

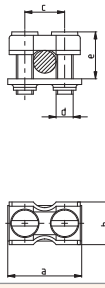

M8, M10, M12

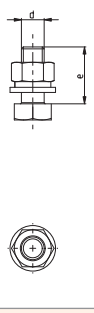

V sponka

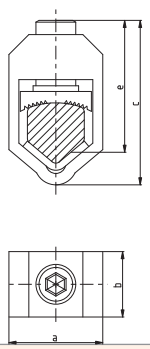

1-pole fuse base size 00				
Type	I_n [A]	Code No.	Weight [g/pc]	Packaging [pcs]
PT 00 M8-M8 1p	160	004121300	110	3
PT 00 2M6-2M6 1p	160	004121301	114	3
PT 00 M8-2M6 1p	160	004121302	112	3
PT 00 M8-P00 1p	160	004121303	126	3
PT 00 M8-2P00 1p	160	004121304	140	3
PT 00 P00-P00 1p	160	004121305	143	3
PT 00 P00-2P00 1p	160	004121306	157	3
PT 00 2P00-2P00 1p	160	004121307	172	3
PTI 00 M8-M8 1p	160	004121311	150	3
PTI 00 2M6-2M6 1p	160	004121312	154	3
PTI 00 M8-2M6 1p	160	004121313	152	3
PTI 00 M8-P00 1p	160	004121314	166	3
PTI 00 M8-2P00 1p	160	004121315	180	3
PTI 00 P00-P00 1p	160	004121316	183	3
PTI 00 P00-2P00 1p	160	004121317	197	3
PTI 00 2P00-2P00 1p	160	004121318	212	3
PTIP 00 M8-M8 1p	160	004121321	160	3
PTIP 00 2M6-2M6 1p	160	004121322	164	3
PTIP 00 M8-2M6 1p	160	004121323	162	3
PTIP 00 M8-P00 1p	160	004121324	176	3
PTIP 00 M8-2P00 1p	160	004121325	190	3
PTIP 00 P00-P00 1p	160	004121326	193	3
PTIP 00 P00-2P00 1p	160	004121327	207	3
PTIP 00 2P00-2P00 1p	160	004121328	222	3

PT basic version

PTI fuse base with terminal covers

PTIP fuse base with terminal covers and fuse cover



1-pole fuse base PT 1, 2, 3				
Type	I_n [A]	Code No.	Weight [g/pc]	Packaging [pcs]
PT 1 M10-M10 1p	250	004121400	364	3
PT 1 M10-S12 1p	250	004121401	357	3
PT 1 S12-S12 1p	250	004121402	349	3
PT 1 M10-P1 1p	250	004121403	427	3
PT 1 M10-2P1 1p	250	004121404	477	3
PT 1 P1-P1 1p	250	004121405	489	3
PT 1 P1-2P1 1p	250	004121406	539	3
PT 1 2P1-2P1 1p	250	004121407	589	3
PT 2 M10-M10 1p	400	004121500	394	3
PT 2 M10-S12 1p	400	004121501	387	3
PT 2 S12-S12 1p	400	004121502	379	3
PT 2 M10-P2 1p	400	004121503	517	3
PT 2 M10-2P2 1p	400	004121504	583	3
PT 2 P2-P2 1p	400	004121505	639	3
PT 2 P2-2P2 1p	400	004121506	705	3
PT 2 2P2-2P2 1p	400	004121507	771	3
PT 3 M12-M12 1p	630	004121600	649	3
PT 3 M12-P3 1p	630	004121601	810	3
PT 3 M12-2P3 1p	630	004121602	905	3
PT 3 P3-P3 1p	630	004121603	966	3
PT 3 P3-2P3 1p	630	004121604	1061	3
PT 3 2P3-2P3 1p	630	004121605	1156	3



*Terminal covers and fuse covers sold separately

Technical data on page 594







3-pole fuse base size 00

Type	I_n [A]	Code No.	Weight [g/pc]	Packaging [pcs]
PT 00 M8-M8 3p	160	004131200	360	1
PT 00 2M6-2M6 3p	160	004131201	374	1
PT 00 M8-2M6 3p	160	004131202	367	1
PT 00 M8-P00 3p	160	004131203	410	1
PT 00 M8-2P00 3p	160	004131204	453	1
PT 00 P00-P00 3p	160	004131205	460	1
PT 00 P00-2P00 3p	160	004131206	502	1
PT 00 2P00-2P00 3p	160	004131207	545	1
PTI 00 M8-M8 3p	160	004131211	425	1
PTI 00 2M6-2M6 3p	160	004131212	438	1
PTI 00 M8-2M6 3p	160	004131213	431	1
PTI 00 M8-P00 3p	160	004131214	475	1
PTI 00 M8-2P00 3p	160	004131215	518	1
PTI 00 P00-P00 3p	160	004131216	525	1
PTI 00 P00-2P00 3p	160	004131217	567	1
PTI 00 2P00-2P00 3p	160	004131218	610	1
PTIP 00 M8-M8 3p	160	004131221	450	1
PTIP 00 2M6-2M6 3p	160	004131222	463	1
PTIP 00 M8-2M6 3p	160	004131223	456	1
PTIP 00 M8-P00 3p	160	004131224	500	1
PTIP 00 M8-2P00 3p	160	004131225	543	1
PTIP 00 P00-P00 3p	160	004131226	550	1
PTIP 00 P00-2P00 3p	160	004131227	592	1
PTIP 00 2P00-2P00 3p	160	004131228	635	1

PT basic version

PTI fuse base with terminal covers

PTIP fuse base with terminal covers and fuse cover

3-pole fuse base PT 1, 2, 3

Type	I_n [A]	Code No.	Weight [g/pc]	Packaging [pcs]
PT 1 M10-M10 3p	250	004131300	1204	1
PT 1 M10-S12 3p	250	004131301	1183	1
PT 1 S12-S12 3p	250	004131302	1159	1
PT 1 M10-P1 3p	250	004131303	1393	1
PT 1 M10-2P1 3p	250	004131304	1543	1
PT 1 P1-P1 3p	250	004131305	1579	1
PT 1 P1-2P1 3p	250	004131306	1729	1
PT 1 2P1-2P1 3p	250	004131307	1879	1
PT 2 M10-M10 3p	400	004131400	1312	1
PT 2 M10-S12 3p	400	004131401	1291	1
PT 2 S12-S12 3p	400	004131402	1267	1
PT 2 M10-P2 3p	400	004131403	1681	1
PT 2 M10-2P2 3p	400	004131404	1879	1
PT 2 P2-P2 3p	400	004131405	2047	1
PT 2 P2-2P2 3p	400	004131406	2245	1
PT 2 2P2-2P2 3p	400	004131407	2443	1
PT 3 M12-M12 3p	630	004131500	2105	1
PT 3 M12-P3 3p	630	004131501	2588	1
PT 3 M12-2P3 3p	630	004131502	2873	1
PT 3 P3-P3 3p	630	004131503	3056	1
PT 3 P3-2P3 3p	630	004131504	3341	1
PT 3 2P3-2P3 3p	630	004131505	3626	1

PT basic version with protective barriers



*Terminal covers and fuse covers sold separately

Technical data on page 594

Accessories			
Type	Code No.	Weight [g/pc]	Packaging [pcs]
Terminal covers			
ZP PT 00-1	004129010	20	6
ZP PT 00-3	004129011	56,7	1
ZP PT 1-1	004129012	47,5	6
ZP PT 2-1	004129013	62	6
ZP PT 3-1	004129014	73,5	6
Fuse covers			
PZP PT 00-1	004129020	9,5	6
PZP PT 00-3	004129021	14,7	6
PZP PT 1-1	004129022	25	6
PZP PT 2-1	004129023	36,5	6
PZP PT 3-1	004129024	45	6
Protective barriers			
PR PT00-1	004941330	18,1	20
PR PT00-3	004941331	17,5	20
PR PT1	004941332	38	20
PR PT2	004941333	45,7	20
PR PT3	004941334	52,4	20



Neutral terminal base / Earth clamp				
Type	I_n [A]	Code No.	Weight [g/pc]	Packaging [pcs]
PT 00/0 M8-2M5	160	004941502	124	3
PT 1/0 M10-M10	250	004941503	396	3
PT 2/0 M10-M10	400	004941504	570	3
PT 3/0 M10-M10	630	004941505	609	3



Plastic fuse bases type PLNVV 000 and 00 (fuses with screw connection - S)

Rated voltage
690 V

1-pole PLNVV 000 and 00 (fuses with screw connection - S)				
Type	I_n [A]	Code No.	Weight [kg/pc]	Package [pcs]
PLNVV – 000/1 A	160	001701010	0,51	3
PLNVV – 00/1 A	160	001701020	0,58	3

* fuse bases PLNVV have no special accessories but only protective barriers Type ZP
** all bases are ready for mounting on mounting plate
*** with use of TS NP-00 is possible to mount fuse bases size 00 on the 35mm mounting rail



Technical data on page 594, 598

Neutral terminal base PLNS

Rated voltage
690 V



PLNS - 00



2PLNS – 1,2,3



C-PLNS-00 + 2x PLNS-00N A

Neutral terminal bases PLNS 00, 1, 2

Type	I_n [A]	Code No.	Weight [kg/pc]	Packaging [pcs]
PLNS - 00N A	160	001701150	0,61	5
PLNS - 00N B	160	001701151	0,56	5
PLNS - 00N C	160	001701152	0,62	5
PLNS - 00N D	160	001701153	0,63	5
PLNS - 00N E	160	001701154	0,64	5
PLNS - 00N F	160	001701155	0,64	5
PLNS - 00N G	160	001701156	0,65	5
PLNS - 00N H	160	001701157	0,66	5
2PLNS - 1N A	250	001701158	0,60	5
2PLNS - 1N B	250	001701159	0,59	5
2PLNS - 1N C	250	001701160	0,60	5
2PLNS - 1N D	250	001701161	0,61	5
2PLNS - 1N E	250	001701162	0,62	5
2PLNS - 1N F	250	001701163	0,63	5
2PLNS - 1N G	250	001701164	0,64	5
2PLNS - 1N H	250	001701165	0,64	5
2PLNS - 1N K	250	001701180	0,66	5
2PLNS - 2N A	400	001701166	0,81	5
2PLNS - 2N B	400	001701167	0,76	5
2PLNS - 2N C	400	001701168	0,84	5
2PLNS - 2N D	400	001701169	0,86	5
2PLNS - 2N E	400	001701170	0,88	5
2PLNS - 2N F	400	001701171	0,89	5
2PLNS - 2N G	400	001701172	0,89	5
2PLNS - 2N H	400	001701173	0,90	5
2PLNS - 2N K	400	001701181	0,91	5

* basic Type is 1-pole and can be composed to multipole
** for connector description A, B, … K see table of connections PLNV
*** C-PLNS-00 is used to equalize potential between N and PE terminal through M8 screw Type connection (see table of accessories)



Neutral terminal base with separation function PLNSR 00

Type	Code No.	Weight [kg/pc]	Package [pcs]
PLNSR-00 A	001701182	0,13	5
PLNSR-00 B	001701175	0,12	5
PLNSR-00 C	001701183	0,13	5
PLNSR-00 D	001701184	0,14	5
PLNSR-00 E	001701185	0,14	5
PLNSR-00 F	001701186	0,15	5
PLNSR-00 G	001701187	0,15	5
PLNSR-00 H	001701188	0,16	5

* supplied standard variant is 1-pole, 3-pole shall be made by instalments
** for connector description A, B, … K see table of connections PLNV

Technical data on page 599

Type of connections PLNVV and PLNS

Type of connection for fuse bases PLNV and PLNS

Connection	Size	One side of fuse base			Other side of fuse base		
		Description	Type	Drawing	Description	Type	Drawing
A	00 1 2 3	screw	M8 M10 M10 M12		screw	M8 M10 M10 M12	
B	00 1 2	clip terminal	OS00 OS12 OS12		clip terminal	OS00 OS12 OS12	
C	00 1 2	clip terminal	OS00 OS12 OS12		screw	M8 M10 M10	
D	00 1 2 3	screw	M8 M10 M10 M12		prism clamp	P00 P1 P2 P3	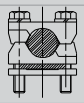
E	00 1 2 3	screw	M8 M10 M10 M12		prism clamp	P002* P12 P22 P32	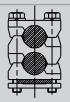
F	00 1 2 3	prism clamp	P00 P1 P2 P3	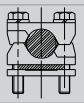	prismclamp	P00 P1 P2 P3	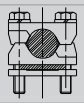
G	00 1 2 3	prism clamp	P00 P1 P2 P3	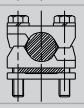	prism clamp	P002* P12 P22 P32	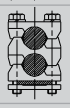
H	00 1 2 3	prism clamp	P002* P12 P22 P32	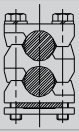	prism clamp	P002* P12 P22 P32	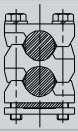
K	1 2	»V« shaped clamp			»V« shaped clamp		

* IK00 protective cover is only as high as the terminals 2x (10-25mm2 = height of approx. 25mm)
** interchangeability of the terminals is only possible between type OS... and P... within the same base size. Replacing the terminal with screw M... with the terminal OS... or with terminal P... is not possible.
*** »V« shaped clamp is not interchangeable.

Connections:



OS00 .... 6 - 50 mm^2 - Cu
OS12 .. 25 - 150 mm^2 - Cu

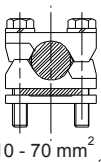

P00 ... 10 - 70 mm^2 - Cu / Al
P1 ..... 70 - 150 mm^2 - Cu / Al
P2 ... 120 - 240 mm^2 - Cu / Al
P3 ... 120 - 300 mm^2 - Cu / Al

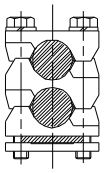

P002 ... 2 x (10 - 50 mm^2) - Cu / Al
P12 ..... 2 x (70 - 95 mm^2) - Cu / Al
P22 ... 2 x (120 - 150 mm^2) - Cu / Al
P32 ... 2 x (120 - 240 mm^2) - Cu / Al

Accessories for PLNVV, PLNS

Type	Description	Code No.	Used in combination with	Weight [kg/pc]	Packaging [pcs]
TS NP-00	Mounting set (mounting on 35mm mounting rail)	001701221	PLNV 00, PLNVV - 000, 00	0,01	3
C-PLNS-00	Linking element to equalize potential between N and PE terminal	001701222	PLNS-00N	0,02	5

* for mounting 1-pole PLNVV, PLNS on 35mm mounting rail one set of TS NP-00 is needed.
** C-PLNS-00 is used to equalize potential between N and PE terminal through M8 screw Type connection on PLNS-00N base.



Back view



TS NP-00



C-PLNS-00

Accessories



NV separator uninsulated					
Type	I_N [A]	Code No. (Ni)	Code No. (Ag)	Weight [g]	Packaging [pcs]
NVL 00	160	004941230	004941235	75,5	20
NVL 0	160	004941231	004941236	120	20
NVL 1	250	004941232	004941237	145,5	20
NVL 2	400	004941233	004941238	210	20
NVL 3	630	004941234	004941239	275	6/48
NVL 4	1250	004941208		692	5
NVL 4a	1600	004941209		553	5

*size NVL 00, 0,1,2,3….drawing A in technical data
size NVL 4, 4a…..drawing B in technical data



NV separator insulated				
Type	I_N [A]	Code No.	Weight [g]	Packaging [pcs]
NVLI 00 Ag*	160	004941220	70	5/60
NVLI 0 Ag*	160	004941221	120	5/40
NVLI 1 Ag*	250	004941222	145	5/40
NVLI 2 Ag*	400	004941223	215	5/40
NVLI 3 Ag*	630	004941224	315	5/40

*silver plated



Handle				
Type	I_N [A]	Code No.	Weight [g]	Packaging [pcs]
R 00-3	2-630	004941111	276	10
VR 00-3*	2-630	001691060	420	30

*handle with sleeve



Signal Switch NVS 5			
Type	Code No.	Weight [g]	Packaging [pcs]
NVS 5	004117001	11,5	10/340

NVS 5 is used for signalling of interruption of fuse-links of the Type NV/NH of the size NV/NH 00 C to NV/NH 3 (except NV/NH 1 ultra with knives for fastening with screws). NVS is activated through the indicator spring.

Technical data on page 600

Protection link			
Type	Code No.	Weight [g]	Packaging [pcs]
NVL00	004941206	30	10
NVL 1-3	004941207	78	10

Base separating elements			
Type	Code No.	Weight [g]	Packaging [pcs]
PP 00, PK 00	004941301	50	20/100
PK 0	004941302	50	20/100
PK 1	004941303	50	20/100
PK 2	004941304	50	20/100
PK 3	004941305	50	20/100



