SIEMENS

Data sheet 3RH2911-2XA22-0MA0

Auxiliary switch on the front, 2 NO + 2 NC Current path 1 NO, 1 NC, 1 NC, 1 NO for 3RH and 3RT spring-type terminal 53/54, 61/62, 71/72, 83/84



General technical data	
Product brand name	SIRIUS
Suitability for use	Contactor relay and power contactor
Protection class IP on the front	IP20
Ambient temperature	
• during storage	-55 ... +80 °C
• during operation	-25 ... +60 °C
Mechanical service life (switching cycles) typical	10 000 000
Electrical endurance (switching cycles) at AC-15 at 230 V typical	200 000
Contact reliability	one incorrect switching operation of 100 million switching operations (17 V, 1 mA)
Contact reliability of auxiliary contacts	1 faulty switching per 100 million (17 V, 1 mA)
Insulation voltage with degree of pollution 3 rated value	690 V
Surge voltage resistance rated value	6 kV

Auxiliary circuit	
Number of NC contacts for auxiliary contacts	
• instantaneous contact	2

Subject to change without notice
© Copyright Siemens

• lagging switching	0
Number of NO contacts for auxiliary contacts	
• instantaneous contact	2
• leading contact	0
Operating current of auxiliary contacts at AC-12	
• at 24 V	10 A
• at 230 V	10 A
• maximum	10 A
Operating current	
• of auxiliary contacts	
— at AC-14	
— at 125 V	6 A
— at 250 V	6 A
— at AC-15	
— at 24 V	6 A
— at 230 V	6 A
— at 400 V	3 A
• at AC-15 at 690 V rated value	1 A
Operating current	
• of auxiliary contacts at DC-12	
— at 24 V	10 A
— at 110 V	3 A
— at 220 V	1 A
• with 2 current paths in series at DC-12	
— at 24 V rated value	10 A
— at 60 V rated value	10 A
— at 110 V rated value	4 A
— at 220 V rated value	2 A
— at 440 V rated value	1.3 A
— at 600 V rated value	0.65 A
• with 3 current paths in series at DC-12	
— at 24 V rated value	10 A
— at 60 V rated value	10 A
— at 110 V rated value	10 A
— at 220 V rated value	3.6 A
— at 440 V rated value	2.5 A
— at 600 V rated value	1.8 A
Operating current	
• of auxiliary contacts at DC-13	
— at 24 V	6 A
— at 60 V	2 A

© Copyright Siemens

— at 110 V	1 A
— at 220 V	0.3 A
• with 2 current paths in series at DC-13	
— at 24 V rated value	10 A
— at 60 V rated value	3.5 A
— at 110 V rated value	1.3 A
— at 220 V rated value	0.9 A
— at 440 V rated value	0.2 A
— at 600 V rated value	0.1 A
• with 3 current paths in series at DC-13	
— at 24 V rated value	10 A
— at 60 V rated value	4.7 A
— at 110 V rated value	3 A
— at 220 V rated value	1.2 A
— at 440 V rated value	0.5 A
— at 600 V rated value	0.26 A

Installation/ mounting/ dimensions

Mounting type	snap-on mounting
Width	36 mm
Height	41.5 mm
Depth	47.7 mm

Connections/Terminals

Type of electrical connection for auxiliary and control current circuit	spring-loaded terminals
Type of connectable conductor cross-sections	
• for auxiliary contacts	
— finely stranded	
— with core end processing	2x (0.5 ... 1.5 mm²)
— without core end processing	2x (0.5 ... 2.5 mm²)
• at AWG conductors for auxiliary contacts	2x (20 ... 14)

Safety related data

Product function Mirror contact acc. to IEC 60947-4-1	Yes
• **Note**	with 3RT2
Product function positively driven operation acc. to IEC 60947-5-1	Yes
• **Note**	with 3RH2

Certificates/approvals

Subject to change without notice
© Copyright Siemens

General Product Approval				EMC	Declaration of Conformity
CCC	CSA	UL	EAC	RCM	EG-Konf.

Declaration of Conformity	Test Certificates		Shipping Approval		
Miscellaneous	Special Test Certificate	Type Test Certificates/Test Report	ABS	BUREAU VERITAS	LRS

Shipping Approval			other		Railway
PRS	RINA	RMRS	Confirmation	VDE	Vibration and Shock

Railway
Special Test Certificate

Further information

Information- and Downloadcenter (Catalogs, Brochures,…)
http://www.siemens.com/industrial-controls/catalogs

Industry Mall (Online ordering system)
https://mall.industry.siemens.com/mall/en/en/Catalog/product?mlfb=3RH2911-2XA22-0MA0

Cax online generator
http://support.automation.siemens.com/WW/CAXorder/default.aspx?lang=en&mlfb=3RH2911-2XA22-0MA0

Service&Support (Manuals, Certificates, Characteristics, FAQs,...)
https://support.industry.siemens.com/cs/ww/en/ps/3RH2911-2XA22-0MA0

Image database (product images, 2D dimension drawings, 3D models, device circuit diagrams, EPLAN macros, ...)
http://www.automation.siemens.com/bilddb/cax_de.aspx?mlfb=3RH2911-2XA22-0MA0&lang=en

© Copyright Siemens

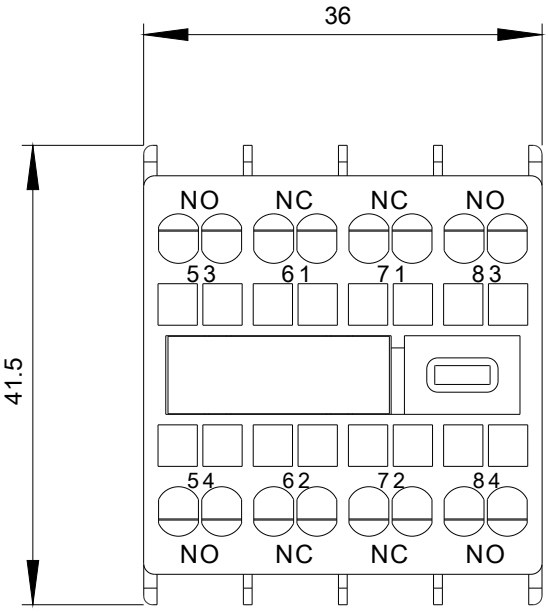

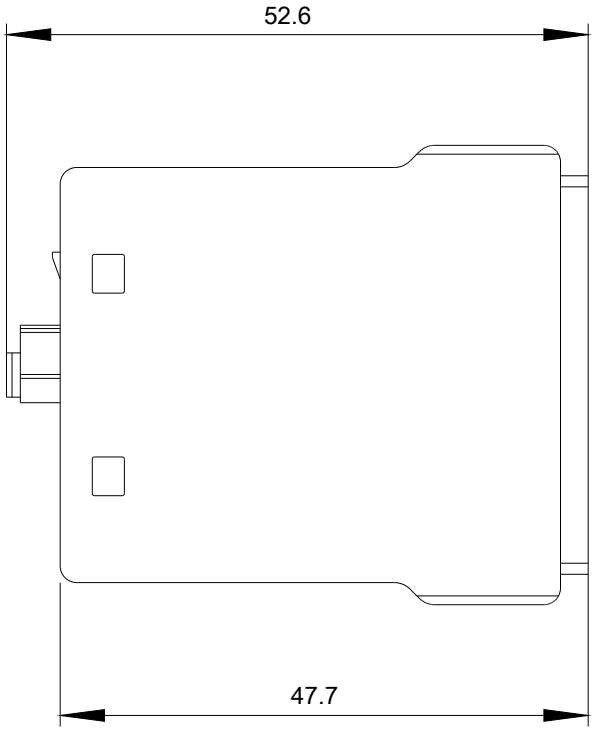

Subject to change without notice
© Copyright Siemens

3RT2

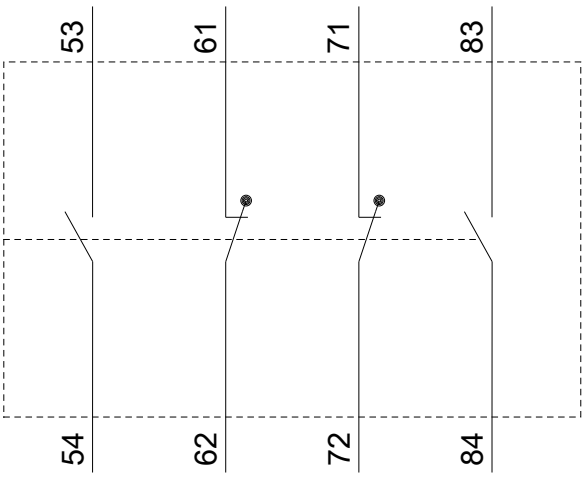

3RH2

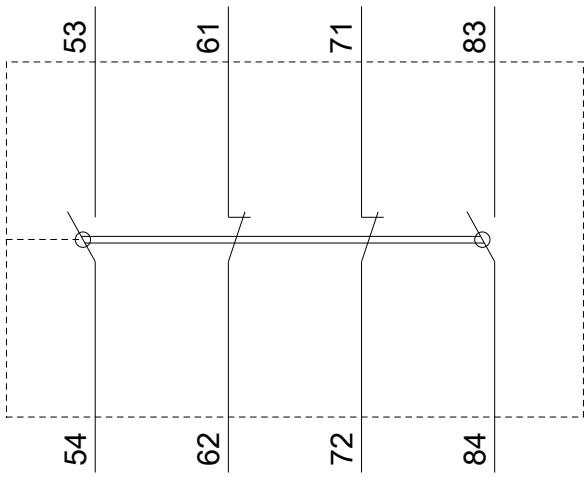

last modified: 01/08/2020

Subject to change without notice
© Copyright Siemens